

Agency 2022 Crime Report

SODA SPRINGS Police Department

Population: 3,146
County: Caribou

Offense Overview

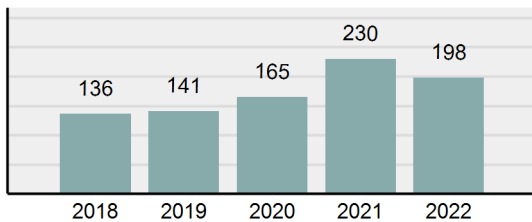
- Offense total 198
- % change from 2021 **-13.91%**
- # of cleared offenses 138
- Percent cleared 69.7%
- Group "A" crime rate per 100,000 population 6,293.71
- Summary-based reporting crime rate per 100,000 populated is calculated for other state crime comparisons only 1,048.95

Arrest Overview

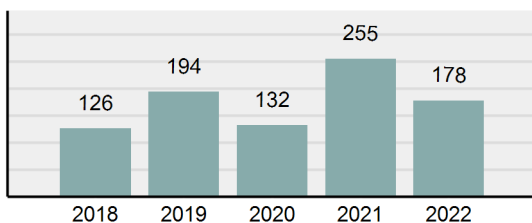
- Arrest total 178
- % change from 2021 **-30.2%**
- Adult arrest total 158
- Juvenile arrest total 20
- Arrest rate per 100,000 population 5,657.98

Group "A" Offenses	Offenses		Arrests	
	# Reported	# Cleared	Adult	Juvenile
Murder	0	0	0	0
Negligent Manslaughter	0	0	0	0
Rape	3	1	1	0
Sodomy	0	0	0	0
Sexual Assault w/Obj	0	0	0	0
Fondling	5	1	1	0
Aggravated Assault	8	4	3	0
Simple Assault	27	18	10	2
Intimidation	0	0	0	0
Kidnapping	0	0	0	0
Incest	0	0	0	0
Statutory Rape	0	0	0	0
Human Trafficking, Commercial Sex Acts	0	0	0	0
Human Trafficking, Involuntary Servitude	0	0	0	0
Robbery	0	0	0	0
Burglary/Breaking and Entering	3	1	1	0
Larceny/Theft Offenses	16	6	8	0
Motor Vehicle Theft	3	3	1	0
Arson	0	0	0	0
Destruction Of Property	15	8	4	3
Counterfeiting/Forgery	1	1	1	0
Fraud Offenses	4	0	0	0
Embezzlement	0	0	0	0
Extortion/Blackmail	0	0	0	0
Bribery	0	0	0	0
Stolen Property Offenses	0	0	0	0
Drug/Narcotic Violations	61	49	52	6
Drug Equipment Violations	47	42	9	0
Gambling Offenses	0	0	0	0
Pornography/Obscene Material	1	1	0	1
Prostitution Offenses	0	0	0	0
Weapons Law Violations	4	3	1	4
Animal Cruelty	0	0	0	0
Total Group "A"	198	138	92	16

Total Offenses - 5 year trend



Total Arrests - 5 year trend



Group "B" Arrests	Arrests	
	Adult	Juvenile
Curfew/Loitering/Vagrancy Violations	0	0
Disorderly Conduct	8	0
DUI	30	0
Family Offenses, Nonviolent	0	0
Liquor Law Violations	3	0
Trespass of Real Property	2	0
All Other Offenses	23	4
Total Group "B"	66	4

Agency 2022 Crime Report

CARIBOU County Sheriff's Office

Population: 4,000
County: Caribou

Offense Overview

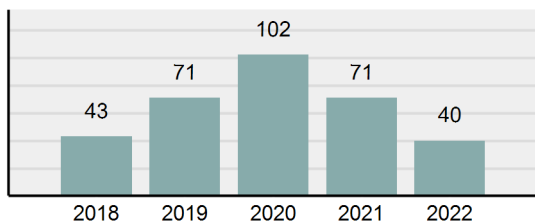
- Offense total 40
- % change from 2021 -43.66%
- # of cleared offenses 22
- Percent cleared 55%
- Group "A" crime rate per 100,000 population 1,000.00
- Summary-based reporting crime rate per 100,000 populated is calculated for other state crime comparisons only 350.00

Arrest Overview

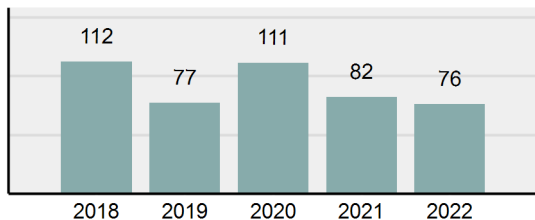
- Arrest total 76
- % change from 2021 -7.32%
- Adult arrest total 69
- Juvenile arrest total 7
- Arrest rate per 100,000 population 1,900.00

Group "A" Offenses	Offenses		Arrests	
	# Reported	# Cleared	Adult	Juvenile
Murder	0	0	0	0
Negligent Manslaughter	0	0	0	0
Rape	1	0	0	0
Sodomy	0	0	0	0
Sexual Assault w/Obj	0	0	0	0
Fondling	0	0	0	0
Aggravated Assault	3	1	0	0
Simple Assault	0	0	1	0
Intimidation	2	1	0	0
Kidnapping	0	0	0	0
Incest	0	0	0	0
Statutory Rape	0	0	0	0
Human Trafficking, Commercial Sex Acts	0	0	0	0
Human Trafficking, Involuntary Servitude	0	0	0	0
Robbery	0	0	0	0
Burglary/Breaking and Entering	5	3	0	0
Larceny/Theft Offenses	4	2	0	0
Motor Vehicle Theft	1	1	1	0
Arson	0	0	0	0
Destruction Of Property	4	1	0	0
Counterfeiting/Forgery	0	0	0	0
Fraud Offenses	3	1	0	0
Embezzlement	0	0	0	0
Extortion/Blackmail	0	0	0	0
Bribery	0	0	0	0
Stolen Property Offenses	0	0	0	1
Drug/Narcotic Violations	11	8	9	5
Drug Equipment Violations	6	4	0	0
Gambling Offenses	0	0	0	0
Pornography/Obscene Material	0	0	0	0
Prostitution Offenses	0	0	0	0
Weapons Law Violations	0	0	0	0
Animal Cruelty	0	0	0	0
Total Group "A"	40	22	11	6

Total Offenses - 5 year trend



Total Arrests - 5 year trend



Group "B" Arrests	Arrests	
	Adult	Juvenile
Curfew/Loitering/Vagrancy Violations	0	0
Disorderly Conduct	3	0
DUI	16	0
Family Offenses, Nonviolent	1	0
Liquor Law Violations	3	0
Trespass of Real Property	2	0
All Other Offenses	33	1
Total Group "B"	58	1

Agency 2022 Crime Report



Caribou County Total

Population: 7,146
County: Caribou

Offense Overview

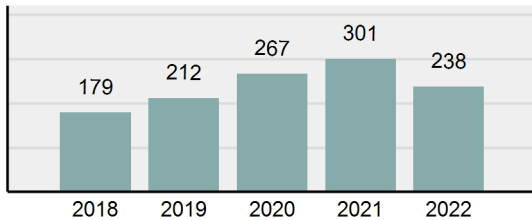
- Offense total 238
- % change from 2021 -20.93%
- # of cleared offenses 160
- Percent cleared 67.23%
- Group "A" crime rate per 100,000 population 3,330.53
- Summary-based reporting crime rate per 100,000 populated is calculated for other state crime comparisons only 657.71

Arrest Overview

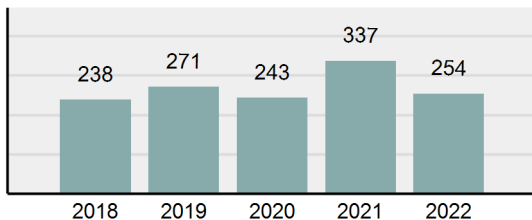
- Arrest total 254
- % change from 2021 -24.63%
- Adult arrest total 227
- Juvenile arrest total 27
- Arrest rate per 100,000 population 3,554.44

Group "A" Offenses	Offenses		Arrests	
	# Reported	# Cleared	Adult	Juvenile
Murder	0	0	0	0
Negligent Manslaughter	0	0	0	0
Rape	4	1	1	0
Sodomy	0	0	0	0
Sexual Assault w/Obj	0	0	0	0
Fondling	5	1	1	0
Aggravated Assault	11	5	3	0
Simple Assault	27	18	11	2
Intimidation	2	1	0	0
Kidnapping	0	0	0	0
Incest	0	0	0	0
Statutory Rape	0	0	0	0
Human Trafficking, Commercial Sex Acts	0	0	0	0
Human Trafficking, Involuntary Servitude	0	0	0	0
Robbery	0	0	0	0
Burglary/Breaking and Entering	8	4	1	0
Larceny/Theft Offenses	20	8	8	0
Motor Vehicle Theft	4	4	2	0
Arson	0	0	0	0
Destruction Of Property	19	9	4	3
Counterfeiting/Forgery	1	1	1	0
Fraud Offenses	7	1	0	0
Embezzlement	0	0	0	0
Extortion/Blackmail	0	0	0	0
Bribery	0	0	0	0
Stolen Property Offenses	0	0	0	1
Drug/Narcotic Violations	72	57	61	11
Drug Equipment Violations	53	46	9	0
Gambling Offenses	0	0	0	0
Pornography/Obscene Material	1	1	0	1
Prostitution Offenses	0	0	0	0
Weapons Law Violations	4	3	1	4
Animal Cruelty	0	0	0	0
Total Group "A"	238	160	103	22

Total Offenses - 5 year trend



Total Arrests - 5 year trend



Group "B" Arrests	Arrests	
	Adult	Juvenile
Curfew/Loitering/Vagrancy Violations	0	0
Disorderly Conduct	11	0
DUI	46	0
Family Offenses, Nonviolent	1	0
Liquor Law Violations	6	0
Trespass of Real Property	4	0
All Other Offenses	56	5
Total Group "B"	124	5