

# Agency 2020 Crime Report

## OROFINO Police Department

Population: 3,088  
County: Clearwater

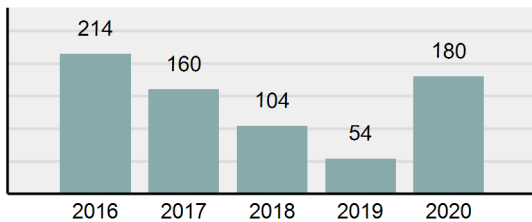
### Offense Overview

- Offense Total 180
- % change from 2019 **233.33%**
- # of cleared offenses 21
- Percent Cleared 11.67%
- Group "A" Crime Rate per 100,000 population 5,829.02
- Summary based reporting crime rate per 100,000 populated is calculated for other state crime comparisons only. 3,788.86

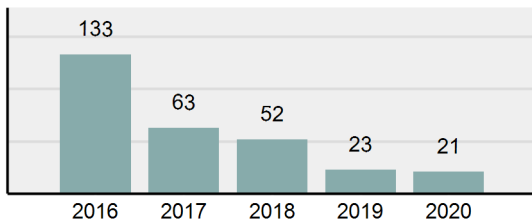
### Arrest Overview

- Arrest Total 21
- % change from 2019 **-8.7%**
- Adult Arrest total 20
- Juvenile Arrest total 1
- Arrest Rate per 100,000 population 680.05

Total Offenses - 5 year trend



Total Arrests - 5 year trend



Group "A" Offenses	Offenses		Arrests	
	# Reported	# Cleared	Adult	Juvenile
Murder	0	0	0	0
Negligent Manslaughter	0	0	0	0
Rape	0	0	0	0
Sodomy	0	0	0	0
Sexual Assault w/Obj	0	0	0	0
Fondling	4	0	0	0
Aggravated Assault	6	2	2	0
Simple Assault	19	5	5	0
Intimidation	2	0	0	0
Kidnapping	0	0	0	0
Incest	0	0	0	0
Statutory Rape	0	0	0	0
Human Trafficking, Commercial Sex Acts	0	0	0	0
Human Trafficking, Involuntary Servitude	0	0	0	0
Robbery	0	0	0	0
Burglary/Breaking and Entering	86	0	0	0
Larceny/Theft Offenses	24	1	1	0
Motor Vehicle Theft	1	1	1	0
Arson	0	0	0	0
Destruction Of Property	19	2	1	0
Counterfeiting/Forgery	1	0	0	0
Fraud Offenses	2	0	0	0
Embezzlement	0	0	0	0
Extortion/Blackmail	0	0	0	0
Bribery	0	0	0	0
Stolen Property Offenses	1	1	1	0
Drug/Narcotic Violations	9	4	2	0
Drug Equipment Violations	5	4	1	0
Gambling Offenses	0	0	0	0
Pornography/Obscene Material	0	0	0	0
Prostitution Offenses	0	0	0	0
Weapons Law Violations	1	1	1	0
Animal Cruelty	0	0	0	0
<b>Total Group "A"</b>	<b>180</b>	<b>21</b>	<b>15</b>	<b>0</b>

Group "B" Arrests	Arrests	
	Adult	Juvenile
Bad Checks	0	0
Curfew/Loitering/Vagrancy Violations	0	0
Disorderly Conduct	2	0
DUI	2	0
Drunkenness	0	0
Family Offenses, Nonviolent	0	0
Liquor Law Violations	0	0
Peeping Tom	0	0
Trespass of Real Property	0	0
All Other Offenses	1	1
<b>Total Group "B"</b>	<b>5</b>	<b>1</b>

# Agency 2020 Crime Report

## CLEARWATER County Sheriff's Office

Population: 5,736  
County: Clearwater

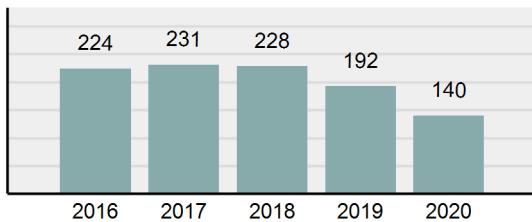
### Offense Overview

- Offense Total 140
- % change from 2019 -27.08%
- # of cleared offenses 32
- Percent Cleared 22.86%
- Group "A" Crime Rate per 100,000 population 2,440.73
- Summary based reporting crime rate per 100,000 populated is calculated for other state crime comparisons only. 1,028.59

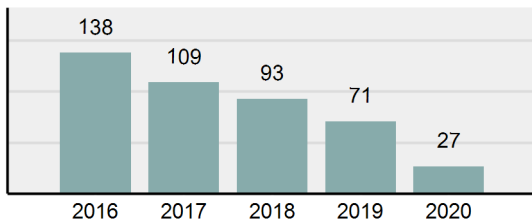
### Arrest Overview

- Arrest Total 27
- % change from 2019 -61.97%
- Adult Arrest total 27
- Juvenile Arrest total 0
- Arrest Rate per 100,000 population 470.71

Total Offenses - 5 year trend



Total Arrests - 5 year trend



Group "A" Offenses	Offenses		Arrests	
	# Reported	# Cleared	Adult	Juvenile
Murder	0	0	0	0
Negligent Manslaughter	0	0	0	0
Rape	0	0	0	0
Sodomy	0	0	0	0
Sexual Assault w/Obj	0	0	0	0
Fondling	2	0	0	0
Aggravated Assault	11	7	6	0
Simple Assault	21	3	1	0
Intimidation	8	1	0	0
Kidnapping	1	0	0	0
Incest	0	0	0	0
Statutory Rape	0	0	0	0
Human Trafficking, Commercial Sex Acts	0	0	0	0
Human Trafficking, Involuntary Servitude	0	0	0	0
Robbery	0	0	0	0
Burglary/Breaking and Entering	10	3	3	0
Larceny/Theft Offenses	34	3	0	0
Motor Vehicle Theft	4	0	0	0
Arson	0	0	0	0
Destruction Of Property	22	1	0	0
Counterfeiting/Forgery	0	0	0	0
Fraud Offenses	3	0	0	0
Embezzlement	0	0	0	0
Extortion/Blackmail	0	0	0	0
Bribery	0	0	0	0
Stolen Property Offenses	1	1	0	0
Drug/Narcotic Violations	15	9	8	0
Drug Equipment Violations	8	4	0	0
Gambling Offenses	0	0	0	0
Pornography/Obscene Material	0	0	0	0
Prostitution Offenses	0	0	0	0
Weapons Law Violations	0	0	0	0
Animal Cruelty	0	0	0	0
<b>Total Group "A"</b>	<b>140</b>	<b>32</b>	<b>18</b>	<b>0</b>

Group "B" Arrests	Arrests	
	Adult	Juvenile
Bad Checks	0	0
Curfew/Loitering/Vagrancy Violations	0	0
Disorderly Conduct	1	0
DUI	6	0
Drunkenness	0	0
Family Offenses, Nonviolent	0	0
Liquor Law Violations	0	0
Peeping Tom	0	0
Trespass of Real Property	0	0
All Other Offenses	2	0
<b>Total Group "B"</b>	<b>9</b>	<b>0</b>

# Agency 2020 Crime Report

## Clearwater County Total

Population: 8,824  
County: Clearwater

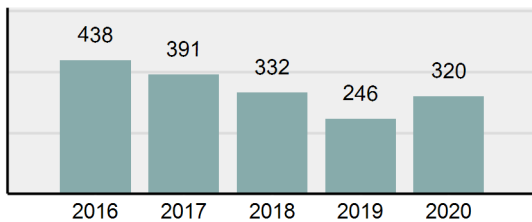
### Offense Overview

- Offense Total 320
- % change from 2019 **30.08%**
- # of cleared offenses 53
- Percent Cleared 16.56%
- Group "A" Crime Rate per 100,000 population 3,626.47
- Summary based reporting crime rate per 100,000 populated is calculated for other state crime comparisons only. 1,994.56

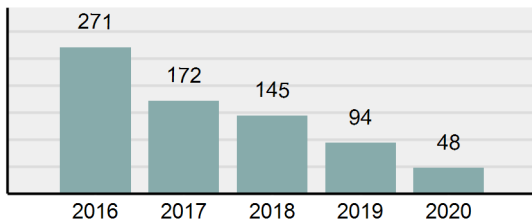
### Arrest Overview

- Arrest Total 48
- % change from 2019 **-48.94%**
- Adult Arrest total 47
- Juvenile Arrest total 1
- Arrest Rate per 100,000 population 543.97

**Total Offenses - 5 year trend**



**Total Arrests - 5 year trend**



Group "A" Offenses	Offenses		Arrests	
	# Reported	# Cleared	Adult	Juvenile
Murder	0	0	0	0
Negligent Manslaughter	0	0	0	0
Rape	0	0	0	0
Sodomy	0	0	0	0
Sexual Assault w/Obj	0	0	0	0
Fondling	6	0	0	0
Aggravated Assault	17	9	8	0
Simple Assault	40	8	6	0
Intimidation	10	1	0	0
Kidnapping	1	0	0	0
Incest	0	0	0	0
Statutory Rape	0	0	0	0
Human Trafficking, Commercial Sex Acts	0	0	0	0
Human Trafficking, Involuntary Servitude	0	0	0	0
Robbery	0	0	0	0
Burglary/Breaking and Entering	96	3	3	0
Larceny/Theft Offenses	58	4	1	0
Motor Vehicle Theft	5	1	1	0
Arson	0	0	0	0
Destruction Of Property	41	3	1	0
Counterfeiting/Forgery	1	0	0	0
Fraud Offenses	5	0	0	0
Embezzlement	0	0	0	0
Extortion/Blackmail	0	0	0	0
Bribery	0	0	0	0
Stolen Property Offenses	2	2	1	0
Drug/Narcotic Violations	24	13	10	0
Drug Equipment Violations	13	8	1	0
Gambling Offenses	0	0	0	0
Pornography/Obscene Material	0	0	0	0
Prostitution Offenses	0	0	0	0
Weapons Law Violations	1	1	1	0
Animal Cruelty	0	0	0	0
<b>Total Group "A"</b>	<b>320</b>	<b>53</b>	<b>33</b>	<b>0</b>

Group "B" Arrests	Arrests	
	Adult	Juvenile
Bad Checks	0	0
Curfew/Loitering/Vagrancy Violations	0	0
Disorderly Conduct	3	0
DUI	8	0
Drunkenness	0	0
Family Offenses, Nonviolent	0	0
Liquor Law Violations	0	0
Peeping Tom	0	0
Trespass of Real Property	0	0
All Other Offenses	3	1
<b>Total Group "B"</b>	<b>14</b>	<b>1</b>