

Agency 2022 Crime Report

CHALLIS Police Department

Population: 948
County: Custer

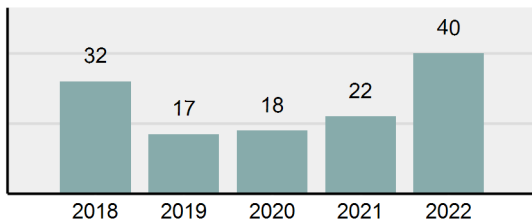
Offense Overview

- Offense total 40
- % change from 2021 **81.82%**
- # of cleared offenses 24
- Percent cleared 60%
- Group "A" crime rate per 100,000 population 4,219.41
- Summary-based reporting crime rate per 100,000 populated is calculated for other state crime comparisons only 1,160.34

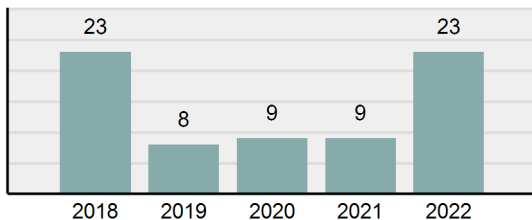
Arrest Overview

- Arrest total 23
- % change from 2021 **155.56%**
- Adult arrest total 21
- Juvenile arrest total 2
- Arrest rate per 100,000 population 2,426.16

Total Offenses - 5 year trend



Total Arrests - 5 year trend



Group "A" Offenses	Offenses		Arrests	
	# Reported	# Cleared	Adult	Juvenile
Murder	0	0	0	0
Negligent Manslaughter	0	0	0	0
Rape	1	0	0	0
Sodomy	0	0	0	0
Sexual Assault w/Obj	0	0	0	0
Fondling	0	0	0	0
Aggravated Assault	3	1	1	0
Simple Assault	11	8	2	1
Intimidation	0	0	0	0
Kidnapping	1	1	1	0
Incest	0	0	0	0
Statutory Rape	0	0	0	0
Human Trafficking, Commercial Sex Acts	0	0	0	0
Human Trafficking, Involuntary Servitude	0	0	0	0
Robbery	0	0	0	0
Burglary/Breaking and Entering	1	0	0	0
Larceny/Theft Offenses	5	1	0	1
Motor Vehicle Theft	1	0	0	0
Arson	0	0	0	0
Destruction Of Property	0	0	0	0
Counterfeiting/Forgery	1	1	0	0
Fraud Offenses	4	2	1	0
Embezzlement	0	0	0	0
Extortion/Blackmail	0	0	0	0
Bribery	0	0	0	0
Stolen Property Offenses	1	1	1	0
Drug/Narcotic Violations	6	5	3	0
Drug Equipment Violations	5	4	1	0
Gambling Offenses	0	0	0	0
Pornography/Obscene Material	0	0	0	0
Prostitution Offenses	0	0	0	0
Weapons Law Violations	0	0	0	0
Animal Cruelty	0	0	0	0
Total Group "A"	40	24	10	2

Group "B" Arrests	Arrests	
	Adult	Juvenile
Curfew/Loitering/Vagrancy Violations	0	0
Disorderly Conduct	0	0
DUI	2	0
Family Offenses, Nonviolent	0	0
Liquor Law Violations	2	0
Trespass of Real Property	1	0
All Other Offenses	6	0
Total Group "B"	11	0

Agency 2022 Crime Report

CUSTER County Sheriff's Office

Population: 3,609
County: Custer

Offense Overview

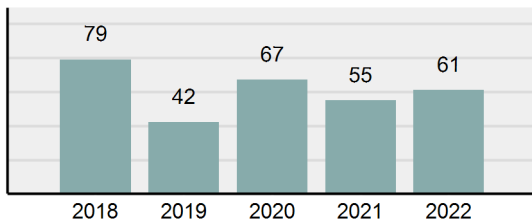
- Offense total 61
- % change from 2021 **10.91%**
- # of cleared offenses 21
- Percent cleared 34.43%
- Group "A" crime rate per 100,000 population 1,690.22
- Summary-based reporting crime rate per 100,000 populated is calculated for other state crime comparisons only 803.55

Arrest Overview

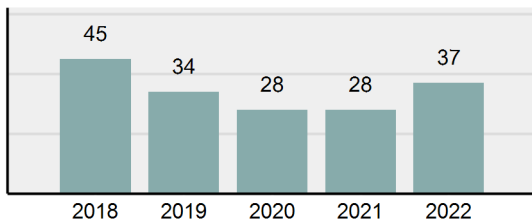
- Arrest total 37
- % change from 2021 **32.14%**
- Adult arrest total 36
- Juvenile arrest total 1
- Arrest rate per 100,000 population 1,025.21

Group "A" Offenses	Offenses		Arrests	
	# Reported	# Cleared	Adult	Juvenile
Murder	1	1	0	0
Negligent Manslaughter	0	0	0	0
Rape	3	2	1	1
Sodomy	0	0	0	0
Sexual Assault w/Obj	1	1	0	0
Fondling	0	0	0	0
Aggravated Assault	4	2	2	0
Simple Assault	4	3	3	0
Intimidation	3	0	0	0
Kidnapping	0	0	0	0
Incest	1	0	0	0
Statutory Rape	0	0	0	0
Human Trafficking, Commercial Sex Acts	0	0	0	0
Human Trafficking, Involuntary Servitude	0	0	0	0
Robbery	0	0	0	0
Burglary/Breaking and Entering	5	0	0	0
Larceny/Theft Offenses	13	2	1	0
Motor Vehicle Theft	3	0	0	0
Arson	0	0	0	0
Destruction Of Property	4	3	2	0
Counterfeiting/Forgery	0	0	0	0
Fraud Offenses	9	0	0	0
Embezzlement	0	0	0	0
Extortion/Blackmail	1	0	0	0
Bribery	0	0	0	0
Stolen Property Offenses	0	0	0	0
Drug/Narcotic Violations	3	3	3	0
Drug Equipment Violations	4	4	1	0
Gambling Offenses	0	0	0	0
Pornography/Obscene Material	0	0	0	0
Prostitution Offenses	0	0	0	0
Weapons Law Violations	0	0	0	0
Animal Cruelty	2	0	0	0
Total Group "A"	61	21	13	1

Total Offenses - 5 year trend



Total Arrests - 5 year trend



Group "B" Arrests	Arrests	
	Adult	Juvenile
Curfew/Loitering/Vagrancy Violations	0	0
Disorderly Conduct	0	0
DUI	6	0
Family Offenses, Nonviolent	0	0
Liquor Law Violations	3	0
Trespass of Real Property	2	0
All Other Offenses	12	0
Total Group "B"	23	0

Agency 2022 Crime Report



Custer County Total

Population: 4,557
County: Custer

Offense Overview

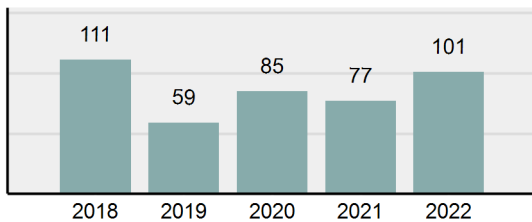
- Offense total 101
- % change from 2021 31.17%
- # of cleared offenses 45
- Percent cleared 44.55%
- Group "A" crime rate per 100,000 population 2,216.37
- Summary-based reporting crime rate per 100,000 populated is calculated for other state crime comparisons only 877.77

Arrest Overview

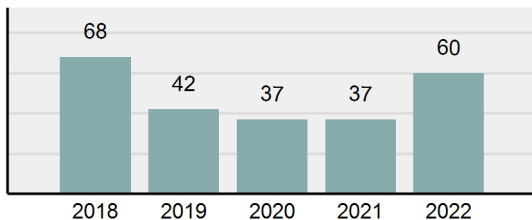
- Arrest total 60
- % change from 2021 62.16%
- Adult arrest total 57
- Juvenile arrest total 3
- Arrest rate per 100,000 population 1,316.66

Group "A" Offenses	Offenses		Arrests	
	# Reported	# Cleared	Adult	Juvenile
Murder	1	1	0	0
Negligent Manslaughter	0	0	0	0
Rape	4	2	1	1
Sodomy	0	0	0	0
Sexual Assault w/Obj	1	1	0	0
Fondling	0	0	0	0
Aggravated Assault	7	3	3	0
Simple Assault	15	11	5	1
Intimidation	3	0	0	0
Kidnapping	1	1	1	0
Incest	1	0	0	0
Statutory Rape	0	0	0	0
Human Trafficking, Commercial Sex Acts	0	0	0	0
Human Trafficking, Involuntary Servitude	0	0	0	0
Robbery	0	0	0	0
Burglary/Breaking and Entering	6	0	0	0
Larceny/Theft Offenses	18	3	1	1
Motor Vehicle Theft	4	0	0	0
Arson	0	0	0	0
Destruction Of Property	4	3	2	0
Counterfeiting/Forgery	1	1	0	0
Fraud Offenses	13	2	1	0
Embezzlement	0	0	0	0
Extortion/Blackmail	1	0	0	0
Bribery	0	0	0	0
Stolen Property Offenses	1	1	1	0
Drug/Narcotic Violations	9	8	6	0
Drug Equipment Violations	9	8	2	0
Gambling Offenses	0	0	0	0
Pornography/Obscene Material	0	0	0	0
Prostitution Offenses	0	0	0	0
Weapons Law Violations	0	0	0	0
Animal Cruelty	2	0	0	0
Total Group "A"	101	45	23	3

Total Offenses - 5 year trend



Total Arrests - 5 year trend



Group "B" Arrests	Arrests	
	Adult	Juvenile
Curfew/Loitering/Vagrancy Violations	0	0
Disorderly Conduct	0	0
DUI	8	0
Family Offenses, Nonviolent	0	0
Liquor Law Violations	5	0
Trespass of Real Property	3	0
All Other Offenses	18	0
Total Group "B"	34	0