

# Agency 2020 Crime Report

## ASHTON Police Department

Population: 1,042  
County: Fremont

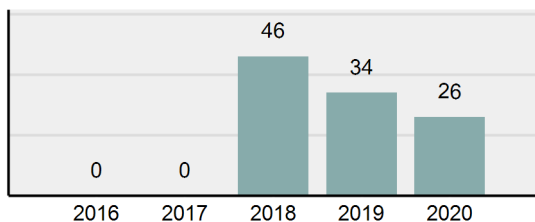
### Offense Overview

- Offense Total 26
- % change from 2019 -23.53%
- # of cleared offenses 2
- Percent Cleared 7.69%
- Group "A" Crime Rate per 100,000 population 2,495.20
- Summary based reporting crime rate per 100,000 populated is calculated for other state crime comparisons only. 863.72

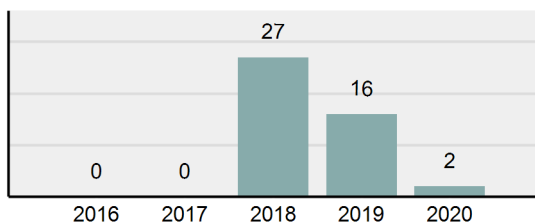
### Arrest Overview

- Arrest Total 2
- % change from 2019 -87.5%
- Adult Arrest total 2
- Juvenile Arrest total 0
- Arrest Rate per 100,000 population 191.94

**Total Offenses - 5 year trend**



**Total Arrests - 5 year trend**



Group "A" Offenses	Offenses		Arrests	
	# Reported	# Cleared	Adult	Juvenile
Murder	0	0	0	0
Negligent Manslaughter	0	0	0	0
Rape	0	0	0	0
Sodomy	0	0	0	0
Sexual Assault w/Obj	0	0	0	0
Fondling	0	0	0	0
Aggravated Assault	1	0	0	0
Simple Assault	1	0	0	0
Intimidation	0	0	0	0
Kidnapping	0	0	0	0
Incest	0	0	0	0
Statutory Rape	0	0	0	0
Human Trafficking, Commercial Sex Acts	0	0	0	0
Human Trafficking, Involuntary Servitude	0	0	0	0
Robbery	0	0	0	0
Burglary/Breaking and Entering	4	0	0	0
Larceny/Theft Offenses	3	0	0	0
Motor Vehicle Theft	1	0	0	0
Arson	0	0	0	0
Destruction Of Property	9	0	0	0
Counterfeiting/Forgery	0	0	0	0
Fraud Offenses	4	0	0	0
Embezzlement	0	0	0	0
Extortion/Blackmail	0	0	0	0
Bribery	0	0	0	0
Stolen Property Offenses	0	0	0	0
Drug/Narcotic Violations	1	1	0	0
Drug Equipment Violations	2	1	1	0
Gambling Offenses	0	0	0	0
Pornography/Obscene Material	0	0	0	0
Prostitution Offenses	0	0	0	0
Weapons Law Violations	0	0	0	0
Animal Cruelty	0	0	0	0
<b>Total Group "A"</b>	<b>26</b>	<b>2</b>	<b>1</b>	<b>0</b>

Group "B" Arrests	Arrests	
	Adult	Juvenile
Bad Checks	0	0
Curfew/Loitering/Vagrancy Violations	0	0
Disorderly Conduct	0	0
DUI	0	0
Drunkenness	0	0
Family Offenses, Nonviolent	0	0
Liquor Law Violations	0	0
Peeping Tom	0	0
Trespass of Real Property	0	0
All Other Offenses	1	0
<b>Total Group "B"</b>	<b>1</b>	<b>0</b>

# Agency 2020 Crime Report

## ST. ANTHONY Police Department

Population: 3,552  
County: Fremont

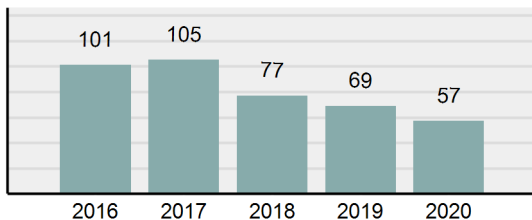
### Offense Overview

- Offense Total 57
- % change from 2019 -17.39%
- # of cleared offenses 21
- Percent Cleared 36.84%
- Group "A" Crime Rate per 100,000 population 1,604.73
- Summary based reporting crime rate per 100,000 populated is calculated for other state crime comparisons only. 394.14

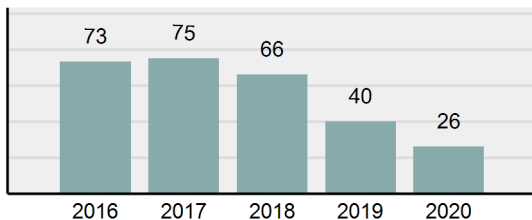
### Arrest Overview

- Arrest Total 26
- % change from 2019 -35%
- Adult Arrest total 25
- Juvenile Arrest total 1
- Arrest Rate per 100,000 population 731.98

**Total Offenses - 5 year trend**



**Total Arrests - 5 year trend**



Group "A" Offenses	Offenses		Arrests	
	# Reported	# Cleared	Adult	Juvenile
Murder	0	0	0	0
Negligent Manslaughter	0	0	0	0
Rape	1	0	0	0
Sodomy	0	0	0	0
Sexual Assault w/Obj	0	0	0	0
Fondling	1	1	0	0
Aggravated Assault	1	0	0	0
Simple Assault	14	11	4	0
Intimidation	0	0	0	0
Kidnapping	0	0	0	0
Incest	0	0	0	0
Statutory Rape	0	0	0	0
Human Trafficking, Commercial Sex Acts	0	0	0	0
Human Trafficking, Involuntary Servitude	0	0	0	0
Robbery	0	0	0	0
Burglary/Breaking and Entering	2	1	1	0
Larceny/Theft Offenses	9	2	1	0
Motor Vehicle Theft	1	0	0	0
Arson	0	0	0	0
Destruction Of Property	16	0	0	0
Counterfeiting/Forgery	1	0	0	0
Fraud Offenses	1	0	0	0
Embezzlement	0	0	0	0
Extortion/Blackmail	0	0	0	0
Bribery	0	0	0	0
Stolen Property Offenses	0	0	0	0
Drug/Narcotic Violations	7	4	3	0
Drug Equipment Violations	3	2	2	0
Gambling Offenses	0	0	0	0
Pornography/Obscene Material	0	0	0	0
Prostitution Offenses	0	0	0	0
Weapons Law Violations	0	0	0	0
Animal Cruelty	0	0	0	0
<b>Total Group "A"</b>	<b>57</b>	<b>21</b>	<b>11</b>	<b>0</b>

Group "B" Arrests	Arrests	
	Adult	Juvenile
Bad Checks	0	0
Curfew/Loitering/Vagrancy Violations	0	0
Disorderly Conduct	0	0
DUI	5	0
Drunkenness	0	0
Family Offenses, Nonviolent	0	0
Liquor Law Violations	0	0
Peeping Tom	0	0
Trespass of Real Property	3	0
All Other Offenses	6	1
<b>Total Group "B"</b>	<b>14</b>	<b>1</b>

# Agency 2020 Crime Report

## FREMONT County Sheriff's Office

Population: 8,589  
County: Fremont

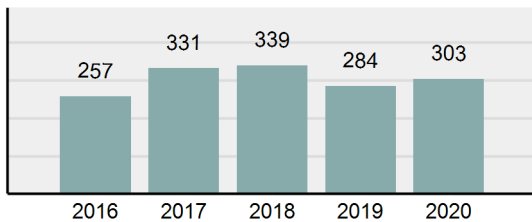
### Offense Overview

- Offense Total 303
- % change from 2019 **6.69%**
- # of cleared offenses 208
- Percent Cleared 68.65%
- Group "A" Crime Rate per 100,000 population 3,527.77
- Summary based reporting crime rate per 100,000 populated is calculated for other state crime comparisons only. 908.14

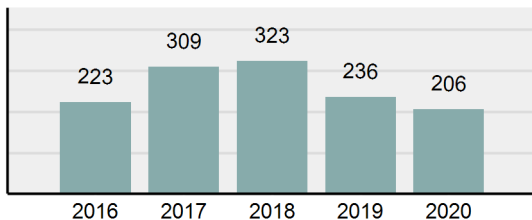
### Arrest Overview

- Arrest Total 206
- % change from 2019 **-12.71%**
- Adult Arrest total 181
- Juvenile Arrest total 25
- Arrest Rate per 100,000 population 2,398.42

**Total Offenses - 5 year trend**



**Total Arrests - 5 year trend**



Group "A" Offenses	Offenses		Arrests	
	# Reported	# Cleared	Adult	Juvenile
Murder	0	0	0	0
Negligent Manslaughter	0	0	0	0
Rape	3	1	0	1
Sodomy	0	0	0	0
Sexual Assault w/Obj	0	0	0	0
Fondling	9	9	4	3
Aggravated Assault	17	17	11	0
Simple Assault	54	47	9	11
Intimidation	0	0	0	0
Kidnapping	0	0	0	0
Incest	0	0	0	0
Statutory Rape	0	0	0	0
Human Trafficking, Commercial Sex Acts	0	0	0	0
Human Trafficking, Involuntary Servitude	0	0	0	0
Robbery	0	0	0	0
Burglary/Breaking and Entering	6	3	1	0
Larceny/Theft Offenses	48	8	2	0
Motor Vehicle Theft	4	1	0	0
Arson	0	0	0	0
Destruction Of Property	29	5	1	2
Counterfeiting/Forgery	1	1	0	0
Fraud Offenses	8	0	0	0
Embezzlement	0	0	0	0
Extortion/Blackmail	0	0	0	0
Bribery	0	0	0	0
Stolen Property Offenses	0	0	0	0
Drug/Narcotic Violations	59	55	52	0
Drug Equipment Violations	61	58	13	2
Gambling Offenses	0	0	0	0
Pornography/Obscene Material	0	0	0	0
Prostitution Offenses	0	0	0	0
Weapons Law Violations	4	3	2	0
Animal Cruelty	0	0	0	0
<b>Total Group "A"</b>	<b>303</b>	<b>208</b>	<b>95</b>	<b>19</b>

Group "B" Arrests	Arrests	
	Adult	Juvenile
Bad Checks	0	0
Curfew/Loitering/Vagrancy Violations	0	0
Disorderly Conduct	0	0
DUI	33	0
Drunkenness	0	0
Family Offenses, Nonviolent	1	0
Liquor Law Violations	5	0
Peeping Tom	0	0
Trespass of Real Property	2	0
All Other Offenses	45	6
<b>Total Group "B"</b>	<b>86</b>	<b>6</b>

# Agency 2020 Crime Report



## Fremont County Total

Population: 13,183  
County: Fremont

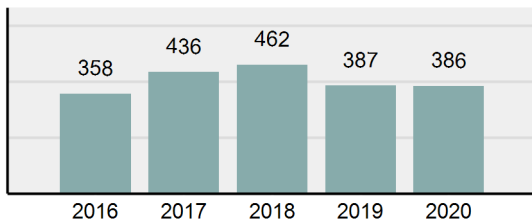
### Offense Overview

- Offense Total 386
- % change from 2019 **-0.26%**
- # of cleared offenses 231
- Percent Cleared 59.84%
- Group "A" Crime Rate per 100,000 population 2,928.01
- Summary based reporting crime rate per 100,000 populated is calculated for other state crime comparisons only. 766.14

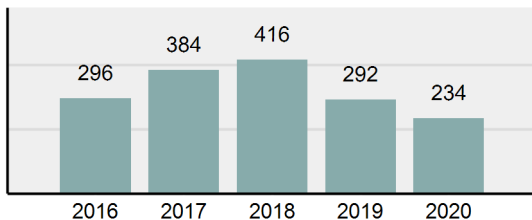
### Arrest Overview

- Arrest Total 234
- % change from 2019 **-19.86%**
- Adult Arrest total 208
- Juvenile Arrest total 26
- Arrest Rate per 100,000 population 1,775.01

**Total Offenses - 5 year trend**



**Total Arrests - 5 year trend**



Group "A" Offenses	Offenses		Arrests	
	# Reported	# Cleared	Adult	Juvenile
Murder	0	0	0	0
Negligent Manslaughter	0	0	0	0
Rape	4	1	0	1
Sodomy	0	0	0	0
Sexual Assault w/Obj	0	0	0	0
Fondling	10	10	4	3
Aggravated Assault	19	17	11	0
Simple Assault	69	58	13	11
Intimidation	0	0	0	0
Kidnapping	0	0	0	0
Incest	0	0	0	0
Statutory Rape	0	0	0	0
Human Trafficking, Commercial Sex Acts	0	0	0	0
Human Trafficking, Involuntary Servitude	0	0	0	0
Robbery	0	0	0	0
Burglary/Breaking and Entering	12	4	2	0
Larceny/Theft Offenses	60	10	3	0
Motor Vehicle Theft	6	1	0	0
Arson	0	0	0	0
Destruction Of Property	54	5	1	2
Counterfeiting/Forgery	2	1	0	0
Fraud Offenses	13	0	0	0
Embezzlement	0	0	0	0
Extortion/Blackmail	0	0	0	0
Bribery	0	0	0	0
Stolen Property Offenses	0	0	0	0
Drug/Narcotic Violations	67	60	55	0
Drug Equipment Violations	66	61	16	2
Gambling Offenses	0	0	0	0
Pornography/Obscene Material	0	0	0	0
Prostitution Offenses	0	0	0	0
Weapons Law Violations	4	3	2	0
Animal Cruelty	0	0	0	0
<b>Total Group "A"</b>	<b>386</b>	<b>231</b>	<b>107</b>	<b>19</b>

Group "B" Arrests	Arrests	
	Adult	Juvenile
Bad Checks	0	0
Curfew/Loitering/Vagrancy Violations	0	0
Disorderly Conduct	0	0
DUI	38	0
Drunkenness	0	0
Family Offenses, Nonviolent	1	0
Liquor Law Violations	5	0
Peeping Tom	0	0
Trespass of Real Property	5	0
All Other Offenses	52	7
<b>Total Group "B"</b>	<b>101</b>	<b>7</b>