

Agency 2023 Crime Report

CHUBBUCK Police Department

Population: 16,422
County: Bannock

Offense Overview

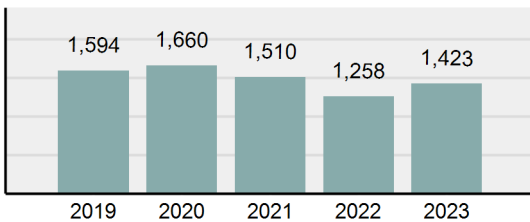
- Offense total 1,423
- % change from 2022 **13.12%**
- # of cleared offenses 494
- Percent cleared 34.72%
- Group "A" crime rate per 100,000 population 8,665.21
- Summary-based reporting crime rate per 100,000 populated is calculated for other state crime comparisons only 3,452.69

Arrest Overview

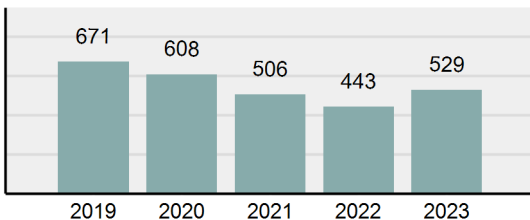
- Arrest total 529
- % change from 2022 **19.41%**
- Adult arrest total 473
- Juvenile arrest total 56
- Arrest rate per 100,000 population 3,221.29

Group "A" Offenses	Offenses		Arrests	
	# Reported	# Cleared	Adult	Juvenile
Murder	0	0	0	0
Negligent Manslaughter	0	0	0	0
Rape	5	1	1	1
Sodomy	3	2	0	0
Sexual Assault w/Obj	4	3	1	0
Fondling	6	3	1	0
Aggravated Assault	39	30	11	3
Simple Assault	229	125	34	20
Intimidation	37	4	2	0
Kidnapping	1	1	0	0
Incest	0	0	0	0
Statutory Rape	0	0	0	0
Human Trafficking, Commercial Sex Acts	0	0	0	0
Human Trafficking, Involuntary Servitude	0	0	0	0
Robbery	3	2	3	0
Burglary/Breaking and Entering	42	12	3	0
Larceny/Theft Offenses	464	149	142	14
Motor Vehicle Theft	14	4	0	1
Arson	0	0	0	0
Destruction Of Property	51	20	3	5
Counterfeiting/Forgery	13	0	0	0
Fraud Offenses	197	32	12	0
Embezzlement	53	8	3	0
Extortion/Blackmail	14	0	0	0
Bribery	0	0	0	0
Stolen Property Offenses	4	3	2	2
Drug/Narcotic Violations	99	40	19	2
Drug Equipment Violations	74	46	9	0
Gambling Offenses	0	0	0	0
Pornography/Obscene Material	4	1	0	2
Prostitution Offenses	1	0	0	0
Weapons Law Violations	59	6	1	1
Animal Cruelty	7	2	1	0
Total Group "A"	1,423	494	248	51

Total Offenses - 5 year trend



Total Arrests - 5 year trend



Group "B" Arrests	Arrests	
	Adult	Juvenile
Curfew/Loitering/Vagrancy Violations	0	0
Disorderly Conduct	3	0
DUI	35	0
Family Offenses, Nonviolent	3	0
Liquor Law Violations	2	0
Trespass of Real Property	7	0
All Other Offenses	175	5
Total Group "B"	225	5

Agency 2023 Crime Report

POCATELLO Police Department

Population: 58,390
County: Bannock

Offense Overview

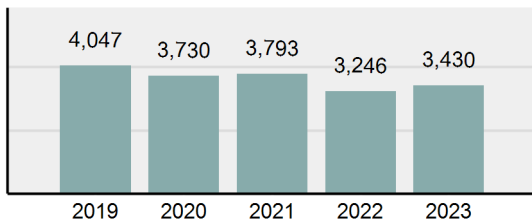
- Offense total 3,430
- % change from 2022 **5.67%**
- # of cleared offenses 1,763
- Percent cleared 51.4%
- Group "A" crime rate per 100,000 population 5,874.29
- Summary-based reporting crime rate per 100,000 populated is calculated for other state crime comparisons only 1,798.25

Arrest Overview

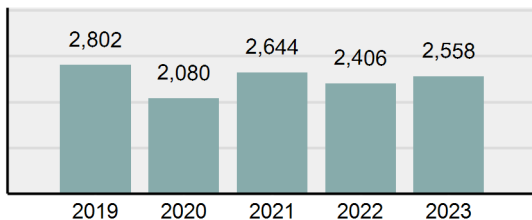
- Arrest total 2,558
- % change from 2022 **6.32%**
- Adult arrest total 1,870
- Juvenile arrest total 688
- Arrest rate per 100,000 population 4,380.89

Group "A" Offenses	Offenses		Arrests	
	# Reported	# Cleared	Adult	Juvenile
Murder	0	0	0	0
Negligent Manslaughter	0	0	0	0
Rape	15	5	3	1
Sodomy	5	0	0	0
Sexual Assault w/Obj	4	0	0	0
Fondling	15	8	4	4
Aggravated Assault	175	142	78	10
Simple Assault	697	420	190	77
Intimidation	38	35	17	6
Kidnapping	8	8	4	0
Incest	2	2	0	1
Statutory Rape	2	2	1	0
Human Trafficking, Commercial Sex Acts	0	0	0	0
Human Trafficking, Involuntary Servitude	0	0	0	0
Robbery	17	8	7	3
Burglary/Breaking and Entering	120	48	31	7
Larceny/Theft Offenses	641	164	110	31
Motor Vehicle Theft	77	17	10	3
Arson	5	3	1	1
Destruction Of Property	82	31	15	1
Counterfeiting/Forgery	35	6	6	0
Fraud Offenses	318	50	17	2
Embezzlement	10	5	4	0
Extortion/Blackmail	0	0	0	0
Bribery	1	1	1	0
Stolen Property Offenses	19	16	4	2
Drug/Narcotic Violations	545	372	215	50
Drug Equipment Violations	486	344	87	18
Gambling Offenses	0	0	0	0
Pornography/Obscene Material	14	8	2	4
Prostitution Offenses	1	1	2	0
Weapons Law Violations	89	60	11	31
Animal Cruelty	9	7	6	1
Total Group "A"	3,430	1,763	826	253

Total Offenses - 5 year trend



Total Arrests - 5 year trend



Group "B" Arrests	Arrests	
	Adult	Juvenile
Curfew/Loitering/Vagrancy Violations	0	10
Disorderly Conduct	108	81
DUI	261	2
Family Offenses, Nonviolent	25	0
Liquor Law Violations	36	18
Trespass of Real Property	67	5
All Other Offenses	547	319
Total Group "B"	1,044	435

Agency 2023 Crime Report

BANNOCK County Sheriff's Office

Population: 14,885
County: Bannock

Offense Overview

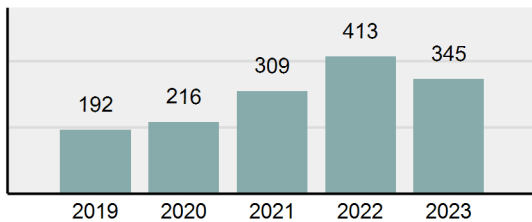
- Offense total 345
- % change from 2022 -16.46%
- # of cleared offenses 184
- Percent cleared 53.33%
- Group "A" crime rate per 100,000 population 2,317.77
- Summary-based reporting crime rate per 100,000 populated is calculated for other state crime comparisons only 611.35

Arrest Overview

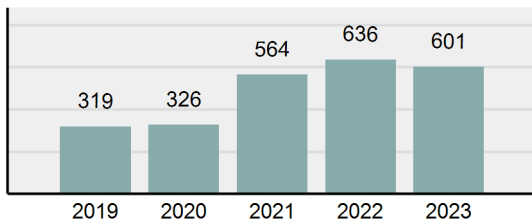
- Arrest total 601
- % change from 2022 -5.5%
- Adult arrest total 543
- Juvenile arrest total 58
- Arrest rate per 100,000 population 4,037.62

Group "A" Offenses	Offenses		Arrests	
	# Reported	# Cleared	Adult	Juvenile
Murder	0	0	0	0
Negligent Manslaughter	0	0	0	0
Rape	1	1	1	0
Sodomy	0	0	0	0
Sexual Assault w/Obj	0	0	0	0
Fondling	1	0	0	0
Aggravated Assault	6	6	6	0
Simple Assault	59	47	24	2
Intimidation	4	4	4	0
Kidnapping	1	0	0	0
Incest	0	0	0	0
Statutory Rape	2	1	0	0
Human Trafficking, Commercial Sex Acts	0	0	0	0
Human Trafficking, Involuntary Servitude	0	0	0	0
Robbery	1	0	0	0
Burglary/Breaking and Entering	19	8	2	2
Larceny/Theft Offenses	59	10	8	4
Motor Vehicle Theft	5	2	0	0
Arson	0	0	0	0
Destruction Of Property	45	18	8	15
Counterfeiting/Forgery	2	0	0	0
Fraud Offenses	4	1	1	0
Embezzlement	1	0	0	0
Extortion/Blackmail	0	0	0	0
Bribery	0	0	0	0
Stolen Property Offenses	0	0	0	0
Drug/Narcotic Violations	80	49	44	2
Drug Equipment Violations	52	34	6	0
Gambling Offenses	0	0	0	0
Pornography/Obscene Material	1	1	0	1
Prostitution Offenses	0	0	0	0
Weapons Law Violations	2	2	0	0
Animal Cruelty	0	0	0	0
Total Group "A"	345	184	104	26

Total Offenses - 5 year trend



Total Arrests - 5 year trend



Group "B" Arrests	Arrests	
	Adult	Juvenile
Curfew/Loitering/Vagrancy Violations	0	0
Disorderly Conduct	6	0
DUI	52	1
Family Offenses, Nonviolent	4	0
Liquor Law Violations	6	1
Trespass of Real Property	7	0
All Other Offenses	364	30
Total Group "B"	439	32

Agency 2023 Crime Report



Bannock County Total

Population: 89,697
County: Bannock

Offense Overview

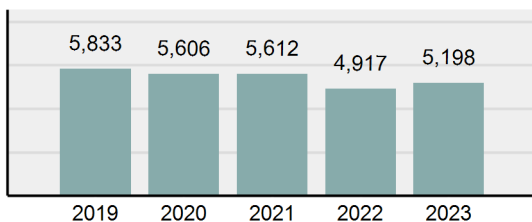
- Offense total 5,198
- % change from 2022 **5.71%**
- # of cleared offenses 2,441
- Percent cleared 46.96%
- Group "A" crime rate per 100,000 population 5,795.07
- Summary-based reporting crime rate per 100,000 populated is calculated for other state crime comparisons only 1,904.19

Arrest Overview

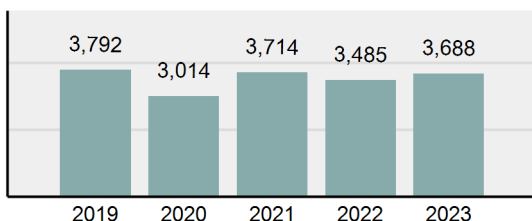
- Arrest total 3,688
- % change from 2022 **5.82%**
- Adult arrest total 2,886
- Juvenile arrest total 802
- Arrest rate per 100,000 population 4,111.62

Group "A" Offenses	Offenses		Arrests	
	# Reported	# Cleared	Adult	Juvenile
Murder	0	0	0	0
Negligent Manslaughter	0	0	0	0
Rape	21	7	5	2
Sodomy	8	2	0	0
Sexual Assault w/Obj	8	3	1	0
Fondling	22	11	5	4
Aggravated Assault	220	178	95	13
Simple Assault	985	592	248	99
Intimidation	79	43	23	6
Kidnapping	10	9	4	0
Incest	2	2	0	1
Statutory Rape	4	3	1	0
Human Trafficking, Commercial Sex Acts	0	0	0	0
Human Trafficking, Involuntary Servitude	0	0	0	0
Robbery	21	10	10	3
Burglary/Breaking and Entering	181	68	36	9
Larceny/Theft Offenses	1,164	323	260	49
Motor Vehicle Theft	96	23	10	4
Arson	5	3	1	1
Destruction Of Property	178	69	26	21
Counterfeiting/Forgery	50	6	6	0
Fraud Offenses	519	83	30	2
Embezzlement	64	13	7	0
Extortion/Blackmail	14	0	0	0
Bribery	1	1	1	0
Stolen Property Offenses	23	19	6	4
Drug/Narcotic Violations	724	461	278	54
Drug Equipment Violations	612	424	102	18
Gambling Offenses	0	0	0	0
Pornography/Obscene Material	19	10	2	7
Prostitution Offenses	2	1	2	0
Weapons Law Violations	150	68	12	32
Animal Cruelty	16	9	7	1
Total Group "A"	5,198	2,441	1,178	330

Total Offenses - 5 year trend



Total Arrests - 5 year trend



Group "B" Arrests	Arrests	
	Adult	Juvenile
Curfew/Loitering/Vagrancy Violations	0	10
Disorderly Conduct	117	81
DUI	348	3
Family Offenses, Nonviolent	32	0
Liquor Law Violations	44	19
Trespass of Real Property	81	5
All Other Offenses	1,086	354
Total Group "B"	1,708	472