

Agency 2023 Crime Report

SALMON Police Department

Population: 3,269

County: Lemhi

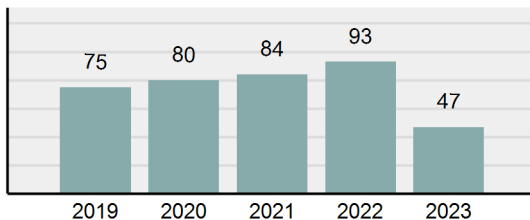
Offense Overview

- Offense total 47
- % change from 2022 **-49.46%**
- # of cleared offenses 27
- Percent cleared 57.45%
- Group "A" crime rate per 100,000 population 1,437.75
- Summary-based reporting crime rate per 100,000 populated is calculated for other state crime comparisons only 520.04

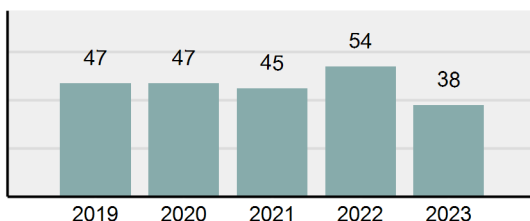
Arrest Overview

- Arrest total 38
- % change from 2022 **-29.63%**
- Adult arrest total 36
- Juvenile arrest total 2
- Arrest rate per 100,000 population 1,162.43

Total Offenses - 5 year trend



Total Arrests - 5 year trend



Group "A" Offenses	Offenses		Arrests	
	# Reported	# Cleared	Adult	Juvenile
Murder	0	0	0	0
Negligent Manslaughter	0	0	0	0
Rape	0	0	0	0
Sodomy	0	0	0	0
Sexual Assault w/Obj	0	0	0	0
Fondling	0	0	0	0
Aggravated Assault	5	4	4	0
Simple Assault	3	1	0	1
Intimidation	1	0	0	0
Kidnapping	0	0	0	0
Incest	0	0	0	0
Statutory Rape	0	0	0	0
Human Trafficking, Commercial Sex Acts	0	0	0	0
Human Trafficking, Involuntary Servitude	0	0	0	0
Robbery	0	0	0	0
Burglary/Breaking and Entering	0	0	0	0
Larceny/Theft Offenses	12	4	4	0
Motor Vehicle Theft	0	0	0	0
Arson	0	0	0	0
Destruction Of Property	3	1	1	0
Counterfeiting/Forgery	0	0	0	0
Fraud Offenses	0	0	0	0
Embezzlement	0	0	0	0
Extortion/Blackmail	0	0	0	0
Bribery	0	0	0	0
Stolen Property Offenses	0	0	0	0
Drug/Narcotic Violations	14	9	19	0
Drug Equipment Violations	9	8	3	1
Gambling Offenses	0	0	0	0
Pornography/Obscene Material	0	0	0	0
Prostitution Offenses	0	0	0	0
Weapons Law Violations	0	0	0	0
Animal Cruelty	0	0	0	0
Total Group "A"	47	27	31	2

Group "B" Arrests	Arrests	
	Adult	Juvenile
Curfew/Loitering/Vagrancy Violations	0	0
Disorderly Conduct	1	0
DUI	4	0
Family Offenses, Nonviolent	0	0
Liquor Law Violations	0	0
Trespass of Real Property	0	0
All Other Offenses	0	0
Total Group "B"	5	0

Agency 2023 Crime Report

LEMHI County Sheriff's Office

Population: 5,027

County: Lemhi

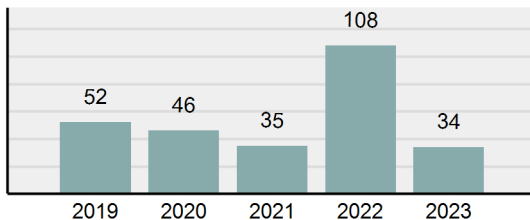
Offense Overview

- Offense total 34
- % change from 2022 **-68.52%**
- # of cleared offenses 20
- Percent cleared 58.82%
- Group "A" crime rate per 100,000 population 676.35
- Summary-based reporting crime rate per 100,000 populated is calculated for other state crime comparisons only 179.03

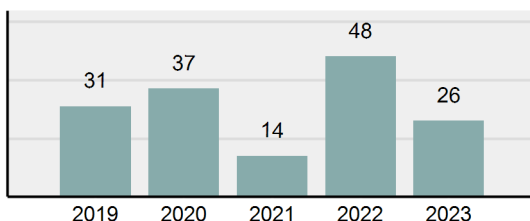
Arrest Overview

- Arrest total 26
- % change from 2022 **-45.83%**
- Adult arrest total 23
- Juvenile arrest total 3
- Arrest rate per 100,000 population 517.21

Total Offenses - 5 year trend



Total Arrests - 5 year trend



Group "A" Offenses	Offenses		Arrests	
	# Reported	# Cleared	Adult	Juvenile
Murder	0	0	0	0
Negligent Manslaughter	0	0	0	0
Rape	0	0	0	0
Sodomy	0	0	0	0
Sexual Assault w/Obj	0	0	0	0
Fondling	0	0	0	0
Aggravated Assault	3	1	1	0
Simple Assault	5	1	1	0
Intimidation	0	0	0	0
Kidnapping	0	0	0	0
Incest	0	0	0	0
Statutory Rape	0	0	0	0
Human Trafficking, Commercial Sex Acts	0	0	0	0
Human Trafficking, Involuntary Servitude	0	0	0	0
Robbery	0	0	0	0
Burglary/Breaking and Entering	4	4	2	0
Larceny/Theft Offenses	2	1	1	0
Motor Vehicle Theft	0	0	0	0
Arson	0	0	0	0
Destruction Of Property	3	3	2	2
Counterfeiting/Forgery	0	0	0	0
Fraud Offenses	5	0	0	0
Embezzlement	0	0	0	0
Extortion/Blackmail	0	0	0	0
Bribery	0	0	0	0
Stolen Property Offenses	0	0	0	0
Drug/Narcotic Violations	6	5	5	1
Drug Equipment Violations	5	4	1	0
Gambling Offenses	0	0	0	0
Pornography/Obscene Material	0	0	0	0
Prostitution Offenses	0	0	0	0
Weapons Law Violations	1	1	0	0
Animal Cruelty	0	0	0	0
Total Group "A"	34	20	13	3

Group "B" Arrests	Arrests	
	Adult	Juvenile
Curfew/Loitering/Vagrancy Violations	0	0
Disorderly Conduct	1	0
DUI	3	0
Family Offenses, Nonviolent	0	0
Liquor Law Violations	2	0
Trespass of Real Property	1	0
All Other Offenses	3	0
Total Group "B"	10	0

Agency 2023 Crime Report

Lemhi County Total

Population: 8,296

County: Lemhi

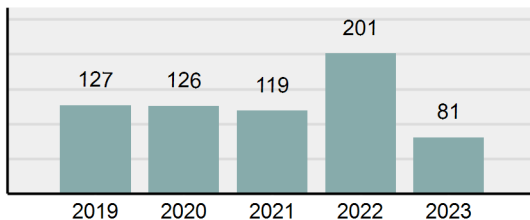
Offense Overview

- Offense total 81
- % change from 2022 **-59.7%**
- # of cleared offenses 47
- Percent cleared 58.02%
- Group "A" crime rate per 100,000 population 976.37
- Summary-based reporting crime rate per 100,000 populated is calculated for other state crime comparisons only 313.40

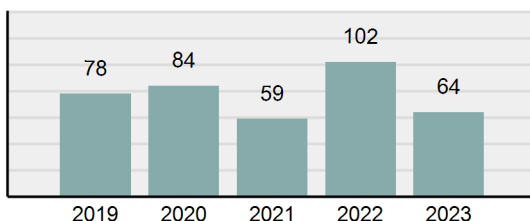
Arrest Overview

- Arrest total 64
- % change from 2022 **-37.25%**
- Adult arrest total 59
- Juvenile arrest total 5
- Arrest rate per 100,000 population 771.46

Total Offenses - 5 year trend



Total Arrests - 5 year trend



Group "A" Offenses	Offenses		Arrests	
	# Reported	# Cleared	Adult	Juvenile
Murder	0	0	0	0
Negligent Manslaughter	0	0	0	0
Rape	0	0	0	0
Sodomy	0	0	0	0
Sexual Assault w/Obj	0	0	0	0
Fondling	0	0	0	0
Aggravated Assault	8	5	5	0
Simple Assault	8	2	1	1
Intimidation	1	0	0	0
Kidnapping	0	0	0	0
Incest	0	0	0	0
Statutory Rape	0	0	0	0
Human Trafficking, Commercial Sex Acts	0	0	0	0
Human Trafficking, Involuntary Servitude	0	0	0	0
Robbery	0	0	0	0
Burglary/Breaking and Entering	4	4	2	0
Larceny/Theft Offenses	14	5	5	0
Motor Vehicle Theft	0	0	0	0
Arson	0	0	0	0
Destruction Of Property	6	4	3	2
Counterfeiting/Forgery	0	0	0	0
Fraud Offenses	5	0	0	0
Embezzlement	0	0	0	0
Extortion/Blackmail	0	0	0	0
Bribery	0	0	0	0
Stolen Property Offenses	0	0	0	0
Drug/Narcotic Violations	20	14	24	1
Drug Equipment Violations	14	12	4	1
Gambling Offenses	0	0	0	0
Pornography/Obscene Material	0	0	0	0
Prostitution Offenses	0	0	0	0
Weapons Law Violations	1	1	0	0
Animal Cruelty	0	0	0	0
Total Group "A"	81	47	44	5

Group "B" Arrests	Arrests	
	Adult	Juvenile
Curfew/Loitering/Vagrancy Violations	0	0
Disorderly Conduct	2	0
DUI	7	0
Family Offenses, Nonviolent	0	0
Liquor Law Violations	2	0
Trespass of Real Property	1	0
All Other Offenses	3	0
Total Group "B"	15	0