

Agency 2023 Crime Report

LEWISTON Police Department

Population: 35,230
County: Nez Perce

Offense Overview

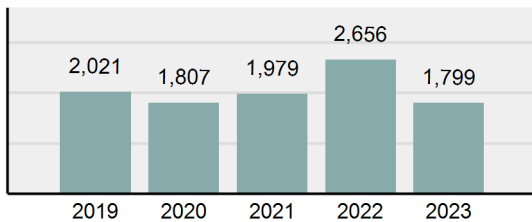
- Offense total 1,799
- % change from 2022 -32.27%
- # of cleared offenses 984
- Percent cleared 54.7%
- Group "A" crime rate per 100,000 population 5,106.44
- Summary-based reporting crime rate per 100,000 populated is calculated for other state crime comparisons only 1,427.76

Arrest Overview

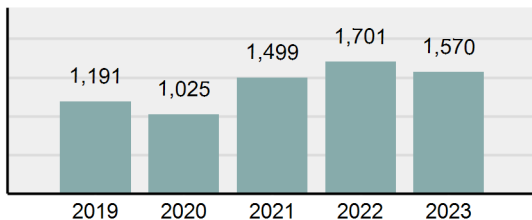
- Arrest total 1,570
- % change from 2022 -7.7%
- Adult arrest total 1,456
- Juvenile arrest total 114
- Arrest rate per 100,000 population 4,456.43

Group "A" Offenses	Offenses		Arrests	
	# Reported	# Cleared	Adult	Juvenile
Murder	1	1	0	0
Negligent Manslaughter	0	0	0	0
Rape	10	3	3	1
Sodomy	0	0	0	0
Sexual Assault w/Obj	0	0	0	0
Fondling	17	6	3	1
Aggravated Assault	32	24	27	1
Simple Assault	326	214	146	33
Intimidation	19	15	9	0
Kidnapping	4	3	2	0
Incest	4	2	1	0
Statutory Rape	3	2	0	0
Human Trafficking, Commercial Sex Acts	0	0	0	0
Human Trafficking, Involuntary Servitude	0	0	0	0
Robbery	1	0	0	0
Burglary/Breaking and Entering	100	55	42	16
Larceny/Theft Offenses	322	115	102	16
Motor Vehicle Theft	35	6	0	0
Arson	2	1	0	1
Destruction Of Property	171	57	25	2
Counterfeiting/Forgery	14	1	2	0
Fraud Offenses	83	3	3	0
Embezzlement	4	1	0	0
Extortion/Blackmail	3	0	0	0
Bribery	0	0	0	0
Stolen Property Offenses	13	1	0	0
Drug/Narcotic Violations	318	241	169	18
Drug Equipment Violations	292	225	86	4
Gambling Offenses	0	0	0	0
Pornography/Obscene Material	4	0	0	0
Prostitution Offenses	0	0	0	0
Weapons Law Violations	21	8	2	2
Animal Cruelty	0	0	0	0
Total Group "A"	1,799	984	622	95

Total Offenses - 5 year trend



Total Arrests - 5 year trend



Group "B" Arrests	Arrests	
	Adult	Juvenile
Curfew/Loitering/Vagrancy Violations	0	0
Disorderly Conduct	67	3
DUI	132	2
Family Offenses, Nonviolent	23	0
Liquor Law Violations	19	1
Trespass of Real Property	51	0
All Other Offenses	542	13
Total Group "B"	834	19

Agency 2023 Crime Report

NEZ PERCE County Sheriff's Office

Population: 7,750
County: Nez Perce

Offense Overview

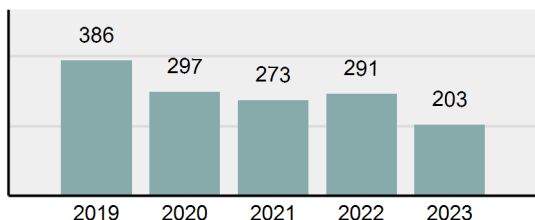
- Offense total 203
- % change from 2022 **-30.24%**
- # of cleared offenses 160
- Percent cleared 78.82%
- Group "A" crime rate per 100,000 population 2,619.35
- Summary-based reporting crime rate per 100,000 populated is calculated for other state crime comparisons only 541.94

Arrest Overview

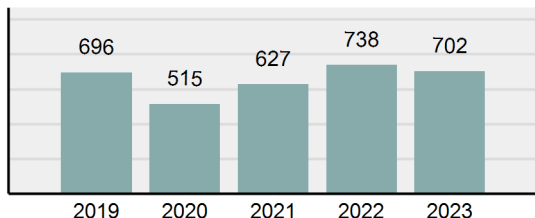
- Arrest total 702
- % change from 2022 **-4.88%**
- Adult arrest total 691
- Juvenile arrest total 11
- Arrest rate per 100,000 population 9,058.06

Group "A" Offenses	Offenses		Arrests	
	# Reported	# Cleared	Adult	Juvenile
Murder	0	0	0	0
Negligent Manslaughter	0	0	0	0
Rape	1	1	1	0
Sodomy	0	0	0	0
Sexual Assault w/Obj	0	0	0	0
Fondling	0	0	0	0
Aggravated Assault	4	3	6	0
Simple Assault	22	21	16	1
Intimidation	2	2	1	0
Kidnapping	0	0	0	0
Incest	0	0	0	0
Statutory Rape	0	0	0	0
Human Trafficking, Commercial Sex Acts	0	0	0	0
Human Trafficking, Involuntary Servitude	0	0	0	0
Robbery	0	0	0	0
Burglary/Breaking and Entering	14	6	4	0
Larceny/Theft Offenses	19	0	1	0
Motor Vehicle Theft	4	2	0	0
Arson	0	0	0	0
Destruction Of Property	10	4	0	0
Counterfeiting/Forgery	0	0	0	0
Fraud Offenses	1	1	1	0
Embezzlement	0	0	0	0
Extortion/Blackmail	0	0	0	0
Bribery	0	0	0	0
Stolen Property Offenses	2	2	1	0
Drug/Narcotic Violations	65	62	57	2
Drug Equipment Violations	56	54	21	1
Gambling Offenses	0	0	0	0
Pornography/Obscene Material	0	0	0	0
Prostitution Offenses	0	0	0	0
Weapons Law Violations	3	2	0	0
Animal Cruelty	0	0	0	0
Total Group "A"	203	160	109	4

Total Offenses - 5 year trend



Total Arrests - 5 year trend



Group "B" Arrests	Arrests	
	Adult	Juvenile
Curfew/Loitering/Vagrancy Violations	0	0
Disorderly Conduct	8	0
DUI	47	2
Family Offenses, Nonviolent	1	0
Liquor Law Violations	11	0
Trespass of Real Property	6	0
All Other Offenses	509	5
Total Group "B"	582	7

Agency 2023 Crime Report



Nez Perce County Total

Population: 42,980
County: Nez Perce

Offense Overview

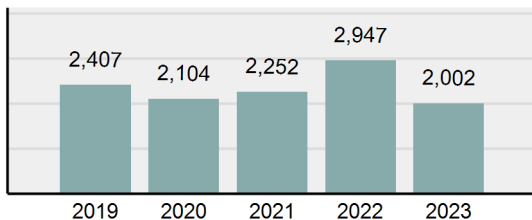
- Offense total 2,002
- % change from 2022 **-32.07%**
- # of cleared offenses 1,144
- Percent cleared 57.14%
- Group "A" crime rate per 100,000 population 4,657.98
- Summary-based reporting crime rate per 100,000 populated is calculated for other state crime comparisons only 1,268.03

Arrest Overview

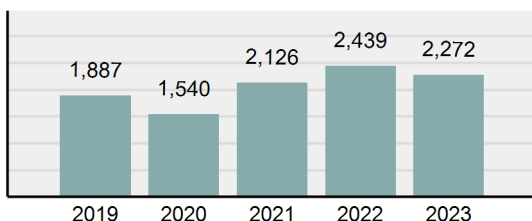
- Arrest total 2,272
- % change from 2022 **-6.85%**
- Adult arrest total 2,147
- Juvenile arrest total 125
- Arrest rate per 100,000 population 5,286.18

Group "A" Offenses	Offenses		Arrests	
	# Reported	# Cleared	Adult	Juvenile
Murder	1	1	0	0
Negligent Manslaughter	0	0	0	0
Rape	11	4	4	1
Sodomy	0	0	0	0
Sexual Assault w/Obj	0	0	0	0
Fondling	17	6	3	1
Aggravated Assault	36	27	33	1
Simple Assault	348	235	162	34
Intimidation	21	17	10	0
Kidnapping	4	3	2	0
Incest	4	2	1	0
Statutory Rape	3	2	0	0
Human Trafficking, Commercial Sex Acts	0	0	0	0
Human Trafficking, Involuntary Servitude	0	0	0	0
Robbery	1	0	0	0
Burglary/Breaking and Entering	114	61	46	16
Larceny/Theft Offenses	341	115	103	16
Motor Vehicle Theft	39	8	0	0
Arson	2	1	0	1
Destruction Of Property	181	61	25	2
Counterfeiting/Forgery	14	1	2	0
Fraud Offenses	84	4	4	0
Embezzlement	4	1	0	0
Extortion/Blackmail	3	0	0	0
Bribery	0	0	0	0
Stolen Property Offenses	15	3	1	0
Drug/Narcotic Violations	383	303	226	20
Drug Equipment Violations	348	279	107	5
Gambling Offenses	0	0	0	0
Pornography/Obscene Material	4	0	0	0
Prostitution Offenses	0	0	0	0
Weapons Law Violations	24	10	2	2
Animal Cruelty	0	0	0	0
Total Group "A"	2,002	1,144	731	99

Total Offenses - 5 year trend



Total Arrests - 5 year trend



Group "B" Arrests	Arrests	
	Adult	Juvenile
Curfew/Loitering/Vagrancy Violations	0	0
Disorderly Conduct	75	3
DUI	179	4
Family Offenses, Nonviolent	24	0
Liquor Law Violations	30	1
Trespass of Real Property	57	0
All Other Offenses	1,051	18
Total Group "B"	1,416	26