

Agency 2022 Crime Report

AMERICAN FALLS Police Department

Population: 4,661
County: Power

Offense Overview

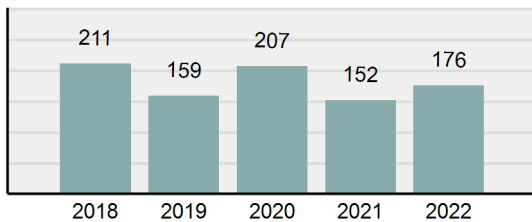
- Offense total 176
- % change from 2021 **15.79%**
- # of cleared offenses 107
- Percent cleared 60.8%
- Group "A" crime rate per 100,000 population 3,776.01
- Summary-based reporting crime rate per 100,000 populated is calculated for other state crime comparisons only 1,158.55

Arrest Overview

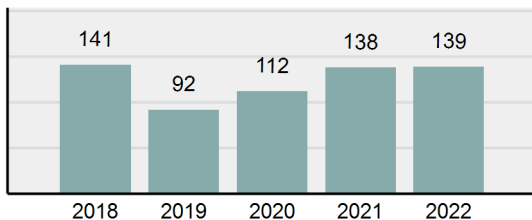
- Arrest total 139
- % change from 2021 **0.72%**
- Adult arrest total 120
- Juvenile arrest total 19
- Arrest rate per 100,000 population 2,982.19

Group "A" Offenses	Offenses		Arrests	
	# Reported	# Cleared	Adult	Juvenile
Murder	0	0	0	0
Negligent Manslaughter	0	0	0	0
Rape	1	0	0	0
Sodomy	0	0	0	0
Sexual Assault w/Obj	0	0	0	0
Fondling	0	0	0	0
Aggravated Assault	12	9	4	1
Simple Assault	28	24	14	1
Intimidation	2	2	0	2
Kidnapping	0	0	0	0
Incest	0	0	0	0
Statutory Rape	0	0	0	0
Human Trafficking, Commercial Sex Acts	0	0	0	0
Human Trafficking, Involuntary Servitude	0	0	0	0
Robbery	1	1	1	0
Burglary/Breaking and Entering	1	0	0	0
Larceny/Theft Offenses	34	15	7	1
Motor Vehicle Theft	5	3	1	0
Arson	0	0	0	0
Destruction Of Property	24	6	3	0
Counterfeiting/Forgery	0	0	0	0
Fraud Offenses	9	2	1	0
Embezzlement	0	0	0	0
Extortion/Blackmail	0	0	0	0
Bribery	0	0	0	0
Stolen Property Offenses	1	0	0	0
Drug/Narcotic Violations	28	22	14	8
Drug Equipment Violations	27	21	5	0
Gambling Offenses	0	0	0	0
Pornography/Obscene Material	0	0	0	0
Prostitution Offenses	0	0	0	0
Weapons Law Violations	3	2	1	0
Animal Cruelty	0	0	0	0
Total Group "A"	176	107	51	13

Total Offenses - 5 year trend



Total Arrests - 5 year trend



Group "B" Arrests	Arrests	
	Adult	Juvenile
Curfew/Loitering/Vagrancy Violations	0	0
Disorderly Conduct	2	0
DUI	32	2
Family Offenses, Nonviolent	0	0
Liquor Law Violations	4	1
Trespass of Real Property	0	0
All Other Offenses	31	3
Total Group "B"	69	6

Agency 2022 Crime Report

POWER County Sheriff's Office

Population: 3,292
County: Power

Offense Overview

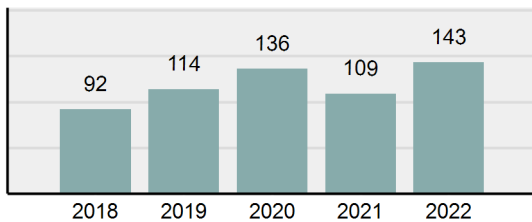
- Offense total 143
- % change from 2021 **31.19%**
- # of cleared offenses 75
- Percent cleared 52.45%
- Group "A" crime rate per 100,000 population 4,343.86
- Summary-based reporting crime rate per 100,000 populated is calculated for other state crime comparisons only 1,002.43

Arrest Overview

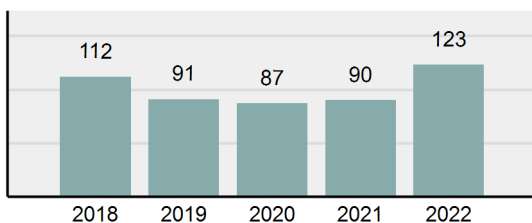
- Arrest total 123
- % change from 2021 **36.67%**
- Adult arrest total 105
- Juvenile arrest total 18
- Arrest rate per 100,000 population 3,736.33

Group "A" Offenses	Offenses		Arrests	
	# Reported	# Cleared	Adult	Juvenile
Murder	0	0	0	0
Negligent Manslaughter	0	0	0	0
Rape	1	0	0	0
Sodomy	0	0	0	0
Sexual Assault w/Obj	0	0	0	0
Fondling	6	1	0	0
Aggravated Assault	3	2	1	0
Simple Assault	16	11	1	2
Intimidation	1	1	1	0
Kidnapping	0	0	0	0
Incest	0	0	0	0
Statutory Rape	0	0	0	0
Human Trafficking, Commercial Sex Acts	0	0	0	0
Human Trafficking, Involuntary Servitude	0	0	0	0
Robbery	0	0	0	0
Burglary/Breaking and Entering	3	1	0	0
Larceny/Theft Offenses	19	3	6	0
Motor Vehicle Theft	7	1	0	2
Arson	0	0	0	0
Destruction Of Property	21	3	0	1
Counterfeiting/Forgery	0	0	0	0
Fraud Offenses	8	0	0	0
Embezzlement	0	0	0	0
Extortion/Blackmail	0	0	0	0
Bribery	0	0	0	0
Stolen Property Offenses	1	0	0	0
Drug/Narcotic Violations	29	27	17	3
Drug Equipment Violations	26	23	6	3
Gambling Offenses	0	0	0	0
Pornography/Obscene Material	0	0	0	0
Prostitution Offenses	0	0	0	0
Weapons Law Violations	2	2	1	0
Animal Cruelty	0	0	0	0
Total Group "A"	143	75	33	11

Total Offenses - 5 year trend



Total Arrests - 5 year trend



Group "B" Arrests	Arrests	
	Adult	Juvenile
Curfew/Loitering/Vagrancy Violations	0	0
Disorderly Conduct	1	0
DUI	23	0
Family Offenses, Nonviolent	0	0
Liquor Law Violations	0	0
Trespass of Real Property	1	0
All Other Offenses	47	7
Total Group "B"	72	7

Agency 2022 Crime Report



Power County Total

Population: 7,953
County: Power

Offense Overview

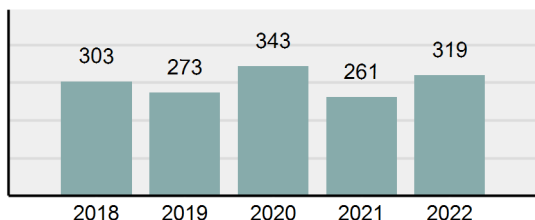
- Offense total 319
- % change from 2021 **22.22%**
- # of cleared offenses 182
- Percent cleared 57.05%
- Group "A" crime rate per 100,000 population 4,011.07
- Summary-based reporting crime rate per 100,000 populated is calculated for other state crime comparisons only 1,093.93

Arrest Overview

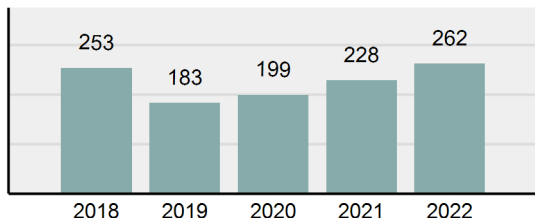
- Arrest total 262
- % change from 2021 **14.91%**
- Adult arrest total 225
- Juvenile arrest total 37
- Arrest rate per 100,000 population 3,294.35

Group "A" Offenses	Offenses		Arrests	
	# Reported	# Cleared	Adult	Juvenile
Murder	0	0	0	0
Negligent Manslaughter	0	0	0	0
Rape	2	0	0	0
Sodomy	0	0	0	0
Sexual Assault w/Obj	0	0	0	0
Fondling	6	1	0	0
Aggravated Assault	15	11	5	1
Simple Assault	44	35	15	3
Intimidation	3	3	1	2
Kidnapping	0	0	0	0
Incest	0	0	0	0
Statutory Rape	0	0	0	0
Human Trafficking, Commercial Sex Acts	0	0	0	0
Human Trafficking, Involuntary Servitude	0	0	0	0
Robbery	1	1	1	0
Burglary/Breaking and Entering	4	1	0	0
Larceny/Theft Offenses	53	18	13	1
Motor Vehicle Theft	12	4	1	2
Arson	0	0	0	0
Destruction Of Property	45	9	3	1
Counterfeiting/Forgery	0	0	0	0
Fraud Offenses	17	2	1	0
Embezzlement	0	0	0	0
Extortion/Blackmail	0	0	0	0
Bribery	0	0	0	0
Stolen Property Offenses	2	0	0	0
Drug/Narcotic Violations	57	49	31	11
Drug Equipment Violations	53	44	11	3
Gambling Offenses	0	0	0	0
Pornography/Obscene Material	0	0	0	0
Prostitution Offenses	0	0	0	0
Weapons Law Violations	5	4	2	0
Animal Cruelty	0	0	0	0
Total Group "A"	319	182	84	24

Total Offenses - 5 year trend



Total Arrests - 5 year trend



Group "B" Arrests	Arrests	
	Adult	Juvenile
Curfew/Loitering/Vagrancy Violations	0	0
Disorderly Conduct	3	0
DUI	55	2
Family Offenses, Nonviolent	0	0
Liquor Law Violations	4	1
Trespass of Real Property	1	0
All Other Offenses	78	10
Total Group "B"	141	13