

Agency 2023 Crime Report

IDAHO STATE POLICE

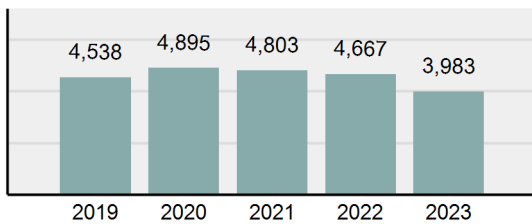
Offense Overview

- Offense total 3,983
- % change from 2022 **-14.66%**
- # of cleared offenses 3,156
- Percent cleared 79.24%

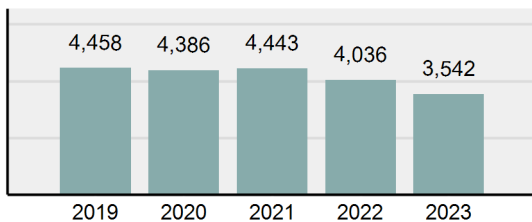
Arrest Overview

- Arrest total 3,542
- % change from 2022 **-12.24%**
- Adult arrest total 3,480
- Juvenile arrest total 62

Total Offenses - 5 year trend



Total Arrests - 5 year trend



Group "A" Offenses	Offenses		Arrests	
	# Reported	# Cleared	Adult	Juvenile
Murder	13	6	3	0
Negligent Manslaughter	0	0	0	0
Rape	1	0	0	0
Sodomy	4	0	0	0
Sexual Assault w/Obj	1	0	0	0
Fondling	4	0	0	0
Aggravated Assault	36	21	17	0
Simple Assault	34	14	12	0
Intimidation	7	6	4	0
Kidnapping	0	0	0	0
Incest	0	0	0	0
Statutory Rape	0	0	0	0
Human Trafficking, Commercial Sex Acts	0	0	0	0
Human Trafficking, Involuntary Servitude	0	0	0	0
Robbery	0	0	0	0
Burglary/Breaking and Entering	2	0	1	0
Larceny/Theft Offenses	6	1	6	0
Motor Vehicle Theft	1	1	3	0
Arson	0	0	1	0
Destruction Of Property	4	0	2	0
Counterfeiting/Forgery	4	1	3	0
Fraud Offenses	29	18	25	0
Embezzlement	1	0	0	0
Extortion/Blackmail	0	0	0	0
Bribery	1	0	0	0
Stolen Property Offenses	28	21	13	1
Drug/Narcotic Violations	1,928	1,537	1488	26
Drug Equipment Violations	1,845	1,501	202	4
Gambling Offenses	0	0	0	0
Pornography/Obscene Material	0	0	0	0
Prostitution Offenses	0	0	0	0
Weapons Law Violations	34	29	12	0
Animal Cruelty	0	0	0	0
Total Group "A"	3,983	3,156	1,792	31

Group "B" Arrests	Arrests	
	Adult	Juvenile
Curfew/Loitering/Vagrancy Violations	0	0
Disorderly Conduct	5	0
DUI	1,197	8
Family Offenses, Nonviolent	0	0
Liquor Law Violations	161	10
Trespass of Real Property	0	0
All Other Offenses	325	13
Total Group "B"	1,688	31

Agency 2023 Crime Report

IDAHO ATTORNEY GENERAL

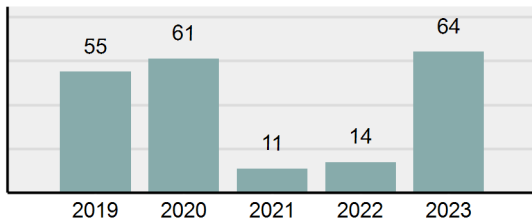
Offense Overview

• Offense total	64
• % change from 2022	357.14%
• # of cleared offenses	18
• Percent cleared	28.13%

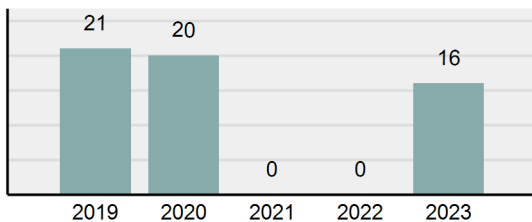
Arrest Overview

• Arrest total	16
• % change from 2022	-
• Adult arrest total	16
• Juvenile arrest total	0

Total Offenses - 5 year trend



Total Arrests - 5 year trend



Group "A" Offenses	Offenses		Arrests	
	# Reported	# Cleared	Adult	Juvenile
Murder	0	0	0	0
Negligent Manslaughter	0	0	0	0
Rape	0	0	0	0
Sodomy	0	0	0	0
Sexual Assault w/Obj	0	0	0	0
Fondling	0	0	0	0
Aggravated Assault	0	0	0	0
Simple Assault	0	0	0	0
Intimidation	0	0	0	0
Kidnapping	0	0	0	0
Incest	0	0	0	0
Statutory Rape	0	0	0	0
Human Trafficking, Commercial Sex Acts	0	0	0	0
Human Trafficking, Involuntary Servitude	0	0	0	0
Robbery	0	0	0	0
Burglary/Breaking and Entering	0	0	0	0
Larceny/Theft Offenses	0	0	0	0
Motor Vehicle Theft	0	0	0	0
Arson	0	0	0	0
Destruction Of Property	0	0	0	0
Counterfeiting/Forgery	0	0	0	0
Fraud Offenses	0	0	0	0
Embezzlement	0	0	0	0
Extortion/Blackmail	0	0	0	0
Bribery	0	0	0	0
Stolen Property Offenses	0	0	0	0
Drug/Narcotic Violations	0	0	0	0
Drug Equipment Violations	0	0	0	0
Gambling Offenses	0	0	0	0
Pornography/Obscene Material	64	18	16	0
Prostitution Offenses	0	0	0	0
Weapons Law Violations	0	0	0	0
Animal Cruelty	0	0	0	0
Total Group "A"	64	18	16	0

Group "B" Arrests	Arrests	
	Adult	Juvenile
Curfew/Loitering/Vagrancy Violations	0	0
Disorderly Conduct	0	0
DUI	0	0
Family Offenses, Nonviolent	0	0
Liquor Law Violations	0	0
Trespass of Real Property	0	0
All Other Offenses	0	0
Total Group "B"	0	0

Agency 2023 Crime Report

IDAHO LOTTERY

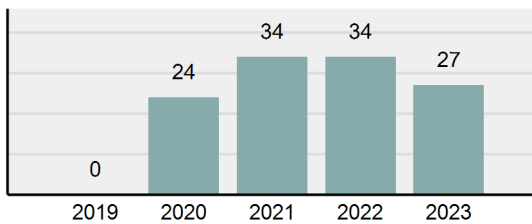
Offense Overview

- Offense total 27
- % change from 2022 **-20.59%**
- # of cleared offenses 0
- Percent cleared 0%

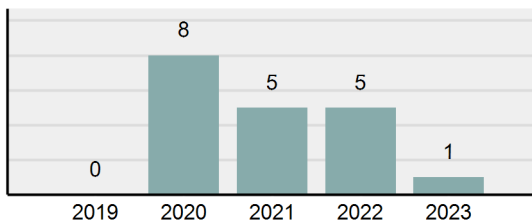
Arrest Overview

- Arrest total 1
- % change from 2022 **-80%**
- Adult arrest total 1
- Juvenile arrest total 0

Total Offenses - 5 year trend



Total Arrests - 5 year trend



Group "A" Offenses	Offenses		Arrests	
	# Reported	# Cleared	Adult	Juvenile
Murder	0	0	0	0
Negligent Manslaughter	0	0	0	0
Rape	0	0	0	0
Sodomy	0	0	0	0
Sexual Assault w/Obj	0	0	0	0
Fondling	0	0	0	0
Aggravated Assault	0	0	0	0
Simple Assault	0	0	0	0
Intimidation	0	0	0	0
Kidnapping	0	0	0	0
Incest	0	0	0	0
Statutory Rape	0	0	0	0
Human Trafficking, Commercial Sex Acts	0	0	0	0
Human Trafficking, Involuntary Servitude	0	0	0	0
Robbery	0	0	0	0
Burglary/Breaking and Entering	0	0	0	0
Larceny/Theft Offenses	27	0	0	0
Motor Vehicle Theft	0	0	0	0
Arson	0	0	0	0
Destruction Of Property	0	0	0	0
Counterfeiting/Forgery	0	0	0	0
Fraud Offenses	0	0	0	0
Embezzlement	0	0	0	0
Extortion/Blackmail	0	0	0	0
Bribery	0	0	0	0
Stolen Property Offenses	0	0	0	0
Drug/Narcotic Violations	0	0	0	0
Drug Equipment Violations	0	0	0	0
Gambling Offenses	0	0	0	0
Pornography/Obscene Material	0	0	0	0
Prostitution Offenses	0	0	0	0
Weapons Law Violations	0	0	0	0
Animal Cruelty	0	0	0	0
Total Group "A"	27	0	0	0

Group "B" Arrests	Arrests	
	Adult	Juvenile
Curfew/Loitering/Vagrancy Violations	0	0
Disorderly Conduct	0	0
DUI	0	0
Family Offenses, Nonviolent	0	0
Liquor Law Violations	0	0
Trespass of Real Property	0	0
All Other Offenses	1	0
Total Group "B"	1	0

Agency 2023 Crime Report

Statewide Total

Population: 1,956,774

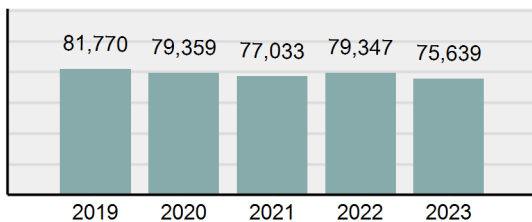
Offense Overview

• Offense total	75,639
• % change from 2022	-4.67%
• # of cleared offenses	40,566
• Percent cleared	53.63%
• Group "A" crime rate per 100,000 population	3,865.49
• Summary-based reporting crime rate per 100,000 populated is calculated for other state crime comparisons only	1,046.88

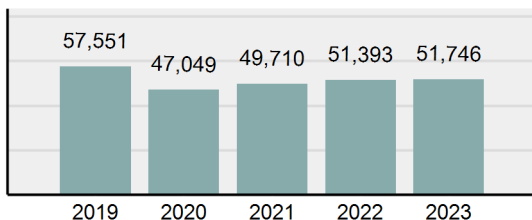
Arrest Overview

• Arrest total	51,746
• % change from 2022	0.69%
• Adult arrest total	46,307
• Juvenile arrest total	5,439
• Arrest rate per 100,000 population	2,644.45

Total Offenses - 5 year trend



Total Arrests - 5 year trend



Group "A" Offenses	Offenses		Arrests	
	# Reported	# Cleared	Adult	Juvenile
Murder	43	23	12	1
Negligent Manslaughter	4	2	0	0
Rape	594	192	54	8
Sodomy	133	59	9	6
Sexual Assault w/Obj	185	68	14	3
Fondling	941	348	120	33
Aggravated Assault	3,463	2,396	1554	138
Simple Assault	11,086	6,787	2538	675
Intimidation	1,621	721	300	50
Kidnapping	262	140	62	4
Incest	9	5	1	2
Statutory Rape	40	23	15	0
Human Trafficking, Commercial Sex Acts	14	1	1	0
Human Trafficking, Involuntary Servitude	3	0	0	0
Robbery	183	90	72	22
Burglary/Breaking and Entering	2,771	671	567	160
Larceny/Theft Offenses	11,762	3,030	2079	531
Motor Vehicle Theft	1,529	345	80	70
Arson	140	56	25	17
Destruction Of Property	5,959	1,435	503	213
Counterfeiting/Forgery	624	136	80	4
Fraud Offenses	5,110	761	395	48
Embezzlement	217	83	31	4
Extortion/Blackmail	164	7	1	0
Bribery	3	2	2	0
Stolen Property Offenses	376	270	138	30
Drug/Narcotic Violations	14,067	11,494	9788	895
Drug Equipment Violations	12,524	10,426	2152	140
Gambling Offenses	0	0	0	0
Pornography/Obscene Material	434	126	52	34
Prostitution Offenses	38	16	10	0
Weapons Law Violations	1,237	789	279	134
Animal Cruelty	103	64	48	1
Total Group "A"	75,639	40,566	20,982	3,223

Group "B" Arrests	Arrests	
	Adult	Juvenile
Curfew/Loitering/Vagrancy Violations	4	107
Disorderly Conduct	1,139	226
DUI	7,528	117
Family Offenses, Nonviolent	444	7
Liquor Law Violations	1,065	217
Trespass of Real Property	672	55
All Other Offenses	14,473	1,487
Total Group "B"	25,325	2,216