
Crimes Against Persons



Kuna, ID. By Chiu-yi Lin.

2024 Idaho Crimes Against Persons

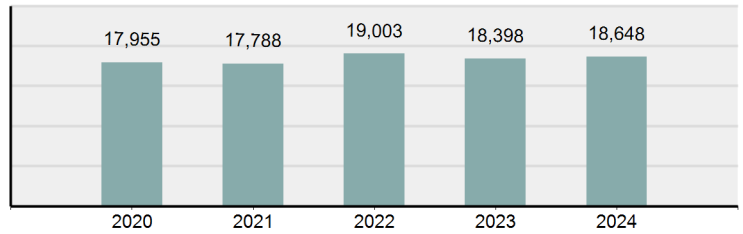
Statewide Profile

Data counts represent the number of victims within a reported incident

Crimes Against Persons

Offenses Reported	18,648
Changes from 2023	1.36%
Rate per 100,000*	934.97
Total Arrests	5,979

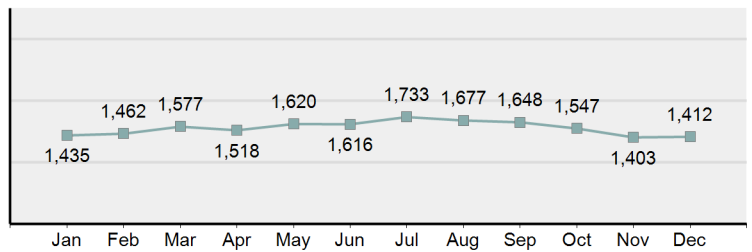
Total Crimes Against Persons 5 Year Trend



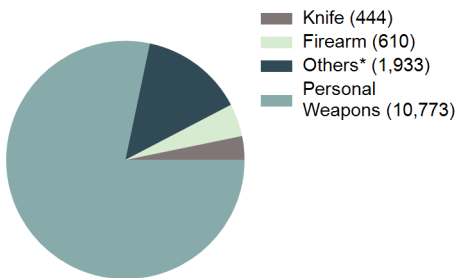
Crimes Against Persons by Category

Offenses	Distribution
Simple Assault	59.79%
Aggravated Assault	18.72%
Intimidation	9.34%
Fondling	4.98%
Rape	3.41%
Kidnapping	1.52%
Sexual Assault w/ Object	0.86%
Sodomy	0.77%
Statutory Rape	0.33%
Murder	0.16%
Negligent Manslaughter	0.03%
Incest	0.03%

Frequency of Crime by Month

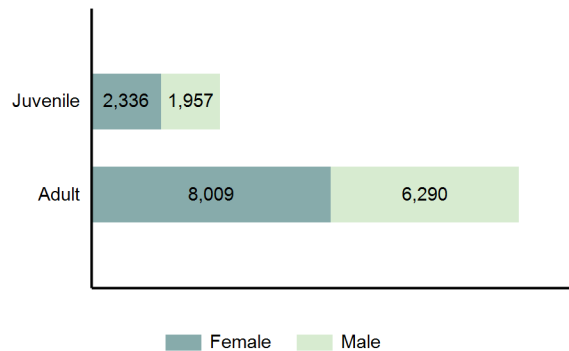


Type of Weapons Used

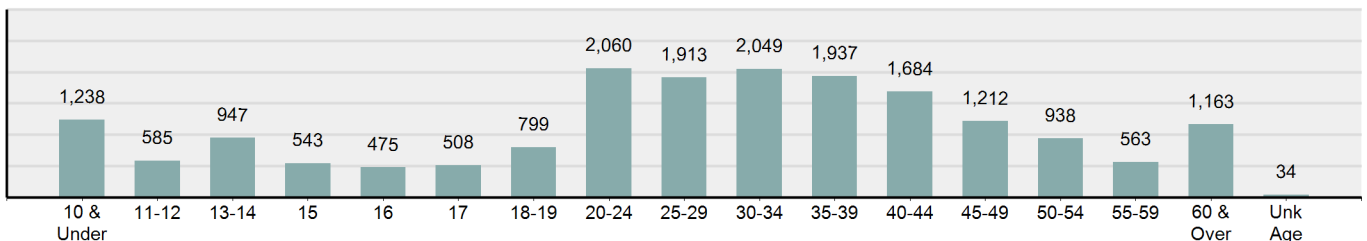


*Others: Blunt Object, Motor Vehicle, Poison, Explosives, Fire/Incendiary Device, Drugs/Narcotics/Sleeping Pills, Asphyxiation, Others, Unknown

Victim Types**



Victims of Crimes Against Person by Age



*Population Base: 1,994,500

**Does not include 56 victims whose gender or age is unknown.

2024 Crimes Against Persons

Victims by Age and Gender

Age	Murder	Negligent Man-slaughter	Kidnap	Rape	Sodomy	Sexual Assault w/ Object	Fond-ling	Aggra-vated Assault	Simple Assault	Intimi-dation	Incest	Statutory Rape	Human Trafficking	Total
10 & Under														
Female	0	1	13	16	14	14	220	56	249	32	2	5	0	622
Male	0	0	9	0	27	5	89	100	355	27	0	1	0	613
11-12														
Female	0	0	8	20	1	14	76	21	146	20	0	2	0	308
Male	0	0	4	1	3	3	17	19	205	24	1	0	0	277
13-14														
Female	0	0	8	59	11	10	108	30	248	39	0	16	1	530
Male	0	0	7	3	5	2	22	53	293	31	0	0	1	417
15														
Female	0	0	8	43	5	11	77	25	107	22	0	14	1	313
Male	0	0	6	2	1	0	16	35	152	17	0	1	0	230
16														
Female	0	0	2	53	3	8	41	21	107	19	0	11	1	266
Male	0	0	1	2	0	2	14	41	129	18	0	2	0	209
17														
Female	0	0	8	51	3	9	41	29	120	25	1	8	2	297
Male	0	0	5	2	0	0	4	54	123	22	0	1	0	211
18-19														
Female	0	0	10	59	4	10	22	89	222	52	0	0	0	468
Male	0	0	2	0	5	2	6	100	199	17	0	0	0	331
20-24														
Female	0	0	37	95	7	14	49	204	710	104	0	0	1	1,221
Male	3	0	7	1	6	1	5	225	546	43	0	0	0	837
25-29														
Female	0	1	21	46	4	7	12	225	614	119	0	0	2	1,051
Male	5	2	6	0	5	1	6	200	598	37	0	0	0	860
30-34														
Female	3	0	25	52	8	19	17	241	700	134	1	0	0	1,200
Male	1	1	8	1	5	0	5	192	581	52	0	0	1	847
35-39														
Female	1	0	22	47	6	13	18	218	634	162	0	0	2	1,123
Male	4	0	7	0	2	0	2	195	537	64	0	0	0	811
40-44														
Female	0	0	18	24	4	10	9	186	557	148	0	0	0	956
Male	2	1	10	2	2	0	3	179	466	61	0	0	0	726
45-49														
Female	0	0	9	25	1	2	11	117	404	85	0	0	0	654
Male	0	0	2	0	1	0	2	126	361	63	0	0	0	555
50-54														
Female	0	0	6	9	4	1	7	98	286	72	0	0	0	483
Male	2	0	1	0	0	0	0	121	289	42	0	0	0	455
55-59														
Female	0	0	2	8	2	0	7	36	190	43	0	0	0	288
Male	1	0	1	1	1	0	2	53	193	22	0	0	0	274
60 & Over														
Female	3	0	9	12	2	2	17	77	383	59	0	0	1	565
Male	5	0	0	1	0	0	2	117	418	51	0	0	0	594
Unk Age														
Female	0	0	1	1	0	0	1	2	5	1	0	0	0	11
Male	0	0	0	0	0	0	0	3	8	2	0	0	0	13
Total														
Female	7	2	207	620	79	144	733	1,675	5,682	1,136	4	56	11	10,356
Male	23	4	76	16	63	16	195	1,813	5,453	593	1	5	2	8,260
Unknown Gender	0	0	0	0	2	1	1	2	14	12	0	0	0	32

2024 Idaho Crimes Against Persons

Victim Injury by Type

Up to five different types of injuries can be entered for each victim

Offense	Apparent Broken Bones	Possible Internal Injury	Severe Laceration	Apparent Minor Injury	Other Major Injury	Loss of Teeth	Unconsciousness
Rape	2	63	3	117	7	0	9
Sodomy	0	13	3	20	1	0	1
Sexual Assault w/ Object	0	18	3	36	5	0	1
Fondling	0	41	0	61	7	0	2
Aggravated Assault	151	560	320	723	490	23	135
Simple Assault	0	0	0	5,432	0	0	0
Kidnapping	2	16	5	76	13	0	7
Human Trafficking	0	1	0	1	0	0	1
Total	155	712	334	6,466	523	23	156

Type of Weapon Used in Commission of Crime

Up to three different types of weapons can be entered for each offense

Offense	Firearm	Handgun	Shotgun	Other Firearm	Knife	Blunt Object	Personal Weapons	Others	Asphyxiation
Murder	3	14	0	0	6	1	2	4	0
Negligent Manslaughter	0	0	2	0	0	0	0	4	0
Rape	1	5	0	0	0	0	511	53	3
Sodomy	0	2	0	0	1	1	120	4	0
Sexual Assault w/ Object	0	0	0	0	0	1	125	15	1
Fondling	1	0	0	0	1	0	622	67	0
Aggravated Assault	142	329	63	29	428	238	1,213	445	232
Simple Assault	0	0	0	0	0	0	8,043	839	0
Intimidation	0	0	0	0	0	0	0	0	0
Kidnapping	8	10	1	0	8	3	136	16	2
Incest	0	0	0	0	0	0	0	0	0
Statutory Rape	0	0	0	0	0	0	0	0	0
Human Trafficking	0	0	0	0	0	0	1	4	0
Total	155	360	66	29	444	244	10,773	1,451	238

Idaho Victims by Race/Ethnicity

Offense	White	Black / African American	American Indian / Alaska Native	Asian	Unk	Hispanic / Latino	Not Hispanic / Latino	Unk
Murder	27	1	0	0	2	7	18	5
Negligent Manslaughter	5	0	0	0	1	0	4	2
Rape	599	10	5	6	16	57	417	162
Sodomy	131	4	2	0	7	11	93	40
Sexual Assault w/ Object	154	0	1	1	5	9	63	89
Fondling	849	17	2	7	54	96	531	302
Aggravated Assault	3,252	84	38	28	88	551	1,987	952
Simple Assault	10,345	258	120	110	316	1,235	6,674	3,240
Intimidation	1,594	34	11	11	91	198	1,127	416
Kidnapping	260	9	5	2	7	37	183	63
Incest	4	0	0	0	1	1	2	2
Statutory Rape	56	1	1	1	2	11	28	22
Human Trafficking	10	1	0	2	0	1	8	4
Total	17,286	419	185	168	590	2,214	11,135	5,299

2024 Idaho Crimes Against Persons

Relationship of Victim to Offender(s) by Offense

Count represents the victim's relationship to single or multiple offenders within each incident

Relationship	Murder	Negligent Man-slaughter	Rape	Sodomy	Sexual Assault w/ Object	Fondling	Aggravated Assault	Simple Assault	Intimidation	Kidnap	Incest	Statutory Rape	Human Trafficking	Total
Acquaintance	18	1	156	38	47	198	589	2,180	370	34	0	16	4	3,651
Babysittee the Baby/ Child in the Care of a Babysittee	0	0	0	0	0	3	3	9	0	0	0	0	0	15
Boyfriend/ Girlfriend	2	0	86	8	10	36	673	1,785	108	68	0	14	1	2,791
Child	0	0	17	7	19	121	170	855	44	16	2	1	2	1,254
Child of Boyfriend/ Girlfriend	1	0	5	1	4	13	14	55	1	2	0	0	0	96
CommonLaw Spouse	0	0	2	0	0	0	39	90	11	3	0	0	0	145
Employee	0	0	2	0	0	3	9	24	6	3	0	0	5	52
Employer	0	0	1	0	0	1	6	25	6	1	0	0	0	40
ExRelationship (ExBoyfriend/ ExGirlfriend)	1	0	35	1	9	16	93	369	247	29	0	0	0	800
ExSpouse	0	0	16	1	1	4	35	132	112	16	0	0	0	317
Friend	2	1	62	18	18	66	106	375	49	2	0	7	0	706
Grandchild	0	0	3	0	6	29	6	37	0	0	0	1	0	82
Grandparent	0	0	0	0	0	0	5	64	3	0	0	0	0	72
Inlaw	1	0	0	0	0	3	7	75	14	2	0	1	0	103
Neighbor	1	1	4	0	0	10	95	253	85	2	0	0	0	451
Other Family Member	2	0	21	6	6	102	67	210	38	3	1	1	1	458
Otherwise Known	11	0	50	15	13	83	358	1,325	187	14	0	5	3	2,064
Parent	0	0	0	0	0	0	105	628	28	5	0	0	0	766
Sibling	0	0	11	17	7	83	70	340	26	1	1	2	0	558
Spouse	4	0	24	6	4	4	413	1,405	115	38	1	0	0	2,014
Stepchild	0	1	6	2	2	39	19	123	4	0	0	0	0	196
Stepparent	0	0	1	0	3	7	12	78	5	1	0	1	0	108
Stepsibling	0	0	2	3	0	20	6	15	1	0	0	0	0	47
Stranger	7	3	38	10	10	49	592	1,300	182	39	0	2	1	2,233
Relationship Unknown	5	0	129	20	23	89	498	896	272	32	1	10	5	1,980
Victim Was Offender	0	0	2	4	0	13	140	1,648	21	3	0	0	0	1,831

2024 Idaho Statewide Crime Profile

Relational Category

Intimate Partner Violence

<u>2023</u>	<u>2024</u>
5,767	6,067

up
5.2%

Data counts indicate those relationships in which two individuals now have or have had an intimate relationship with one another.

Intimate Partner Violence

<u>Victim Type</u>	<u>Reported</u>	<u>Distribution</u>
Boy/Girlfriend	2,791	46.0%
Spouse	2,014	33.2%
Ex-Spouse	317	5.2%
Common-law Spouse	145	2.4%
Ex-Relationship (Ex-Boy/Girlfriend)	800	13.2%

Violence Against Children

<u>2023</u>	<u>2024</u>
1,592	1,643

up
3.2%

Data counts indicate those relationships in which the offender is identified as having a parental, guardian, or caretaker role with the victim.

Violence Against Children

<u>Victim Type</u>	<u>Reported</u>	<u>Distribution</u>
Child	1,254	76.3%
Stepchild	196	11.9%
Child of Boy/Girlfriend	96	5.8%
Grandchild	82	5.0%
Babysittee	15	0.9%

Family Violence

<u>2023</u>	<u>2024</u>
2,052	2,112

up
2.9%

Data counts indicate those relationships in which the victim and the offender are related by blood or marriage. Excluded are those relationships listed in another category.

Family Violence

<u>Victim Type</u>	<u>Reported</u>	<u>Distribution</u>
Parent	766	36.3%
Sibling	558	26.4%
Other Family	458	21.7%
Stepparent	108	5.1%
In-Law	103	4.9%
Stepsibling	47	2.2%
Grandparent	72	3.4%

Other Relational Violence

<u>2023</u>	<u>2024</u>
6,881	6,964

up
1.2%

Data counts indicate those relationships that are not classified under the other categories listed above.

Other Relational Violence

<u>Victim Type</u>	<u>Reported</u>	<u>Distribution</u>
Acquaintance	3,651	52.4%
Friend	706	10.1%
Neighbor	451	6.5%
Employee/Employer	92	1.3%
Otherwise Known	2,064	29.6%

2024 Idaho Crimes Against Persons

Murder

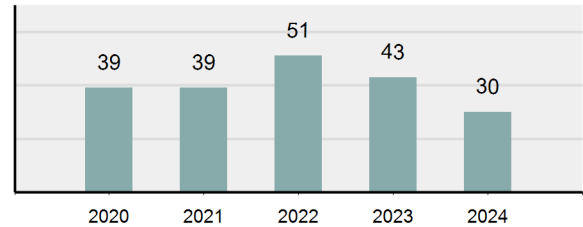
- The willful killing of one human being by another -

The classification of this offense is based solely on police investigation as opposed to the determination of a court, medical examiner, coroner, jury, or other judicial body. Deaths caused by negligence, suicide, accident, or justifiable homicide are not included in the offense of murder. Attempts and assaults to murder are classified as aggravated assaults and not as murder.

Murder

Offenses Reported	30
Changes from 2023	-30.23%
Rate per 100,000*	1.50
Total Arrests	25

Murder Count - 5 Year Trend



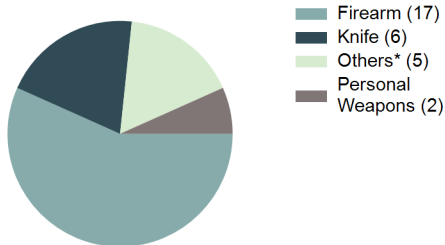
Top Locations of Murder

Residence/Home	46.67%
Highway/Road/Alley/Street/Sidewalk	23.33%
Parking/Drop Lot/Garage	10.00%
Field/Woods	10.00%
Convenience Store	3.33%

Top Relationships of Victim to Offender(s)

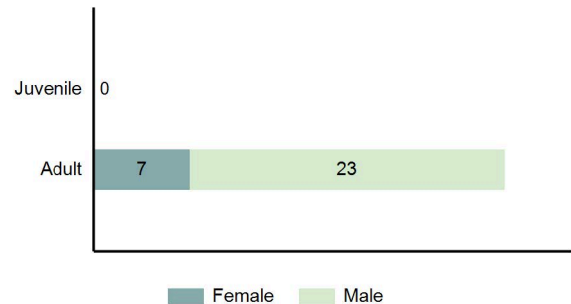
Acquaintance	33.33%
Otherwise Known	20.37%
Stranger	12.96%
Relationship Unknown	7.41%
Spouse	7.41%

Type of Weapons Used



*Others: Blunt Object, Motor Vehicle, Poison, Explosives, Fire/Incendiary Device, Drugs/Narcotics/Sleeping Pills, Asphyxiation, Others, Unknown

Victim Types



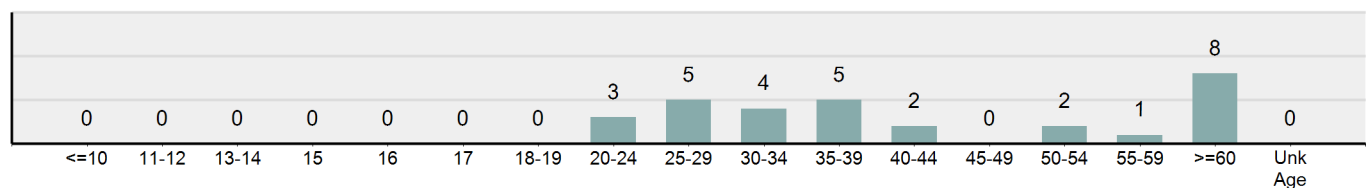
Arrestee Information

	Adult		Juvenile	
	Male	Female	Male	Female
Race				
White	14	6	1	0
Black	2	0	0	0
Indian	1	0	0	0
Asian	0	0	0	0
Unknown	1	0	0	0
Ethnicity				
Non-Hispanic	10	6	0	0
Hispanic	4	0	0	0
Unknown	4	0	1	0

Top Murder Circumstances

Argument	30.00%
Unknown Circumstances	30.00%
Other Circumstances	20.00%
Domestic Violence	6.67%
Drug Dealing	3.33%

Victim Count of Murder by Age



*Population Base: 1,994,500

2024 Idaho Crimes Against Persons

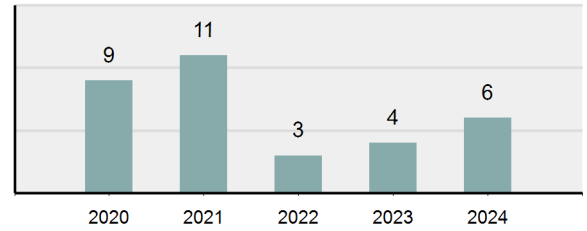
Negligent Manslaughter

- The killing of another person through negligence. -

Negligent Manslaughter

Offenses Reported	6
Changes from 2023	50.00%
Rate per 100,000*	0.30
Total Arrests	4

Negligent Manslaughter Count - 5 Year Trend



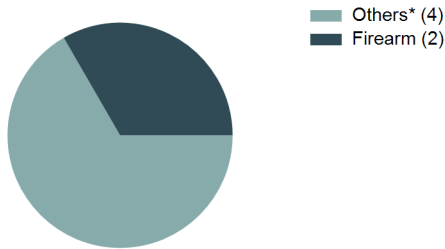
Top Locations of Negligent Manslaughter

Highway/Road/Alley/Street/Sidewalk	50.00%
Field/Woods	33.33%
Residence/Home	16.67%

Top Relationships of Victim to Offender(s)

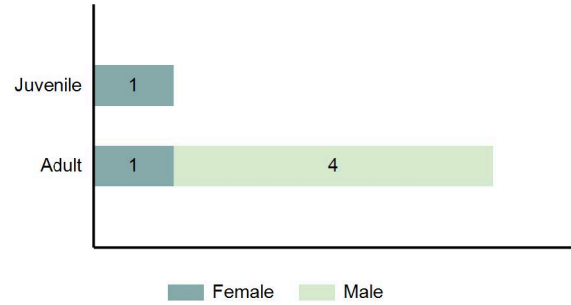
Stranger	42.86%
Step-child	14.29%
Acquaintance	14.29%
Friend	14.29%
Neighbor	14.29%

Type of Weapons Used



*Others: Blunt Object, Motor Vehicle, Poison, Explosives, Fire/Incendiary Device, Drugs/Narcotics/Sleeping Pills, Asphyxiation, Others, Unknown

Victim Types



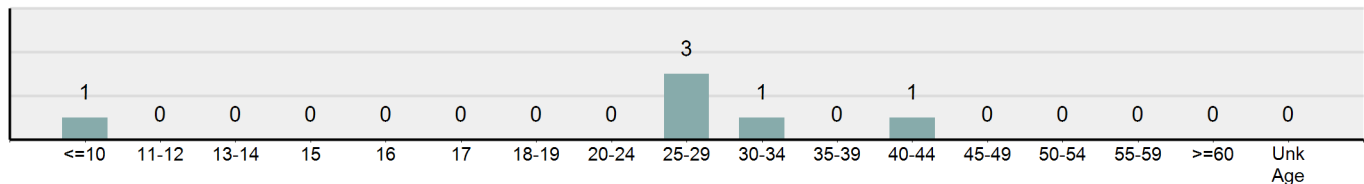
Arrestee Information

	Adult		Juvenile	
	Male	Female	Male	Female
Race				
White	2	0	0	0
Black	0	0	0	0
Indian	2	0	0	0
Asian	0	0	0	0
Unknown	0	0	0	0
Ethnicity				
Non-Hispanic	4	0	0	0
Hispanic	0	0	0	0
Unknown	0	0	0	0

Top Negligent Manslaughter Circumstances

Other Negligent Killing	83.33%
Other Negligent Weapon Handling	16.67%

Victim Count of Negligent Manslaughter by Age



*Population Base: 1,994,500

2024 Idaho Crimes Against Persons

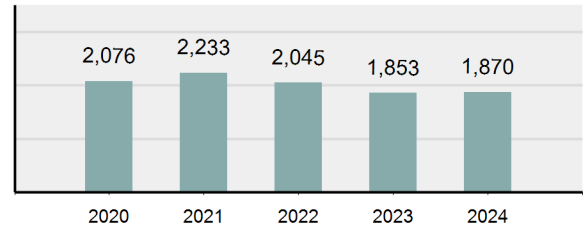
Nonconsensual Sex Offenses

- Any sexual act directed against another person, forcible and/or against that person's will; or not forcible or against the person's will where the victim is incapable of giving consent -

Nonconsensual Sex Offenses

Offenses Reported	1,870
Changes from 2023	0.92%
Rate per 100,000*	93.76
Total Arrests	264

Nonconsensual Sex Offenses Count - 5 Year Trend



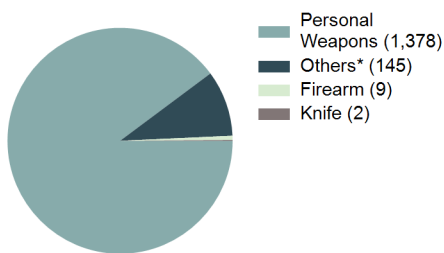
Top Locations of Nonconsensual Sex Offenses

Residence/Home	74.28%
Highway/Road/Alley/Street/Sidewalk	3.42%
Hotel/Motel/Etc.	3.10%
Other/Unknown	2.89%
School-Elementary/Secondary	2.73%

Top Relationships of Victim to Offender(s)

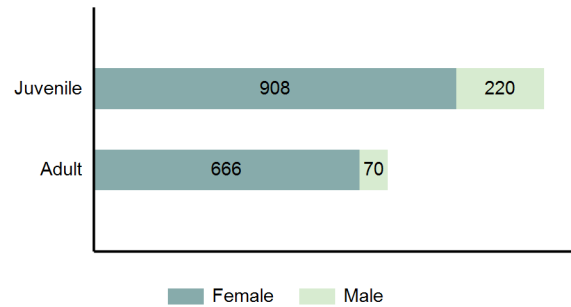
Acquaintance	23.98%
Friend	8.96%
Child	8.96%
Otherwise Known	8.79%
Boyfriend/Girlfriend	7.65%

Type of Weapons Used



*Others: Blunt Object, Motor Vehicle, Poison, Explosives, Fire/Incendiary Device, Drugs/Narcotics/Sleeping Pills, Asphyxiation, Others, Unknown

Victim Types**



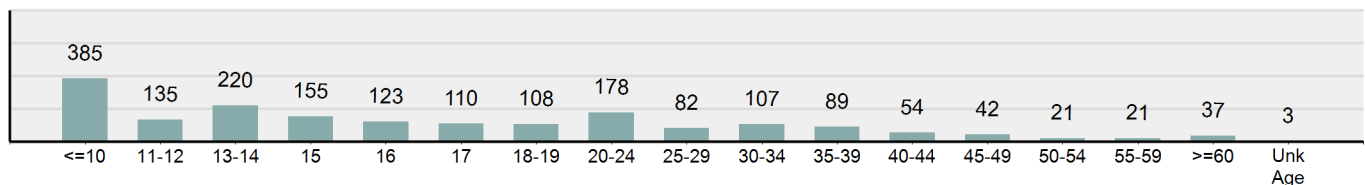
Arrestee Information

	Adult		Juvenile	
	Male	Female	Male	Female
Race				
White	195	6	42	0
Black	11	0	0	0
Indian	3	0	0	0
Asian	3	0	0	0
Unknown	4	0	0	0
Ethnicity				
Non-Hispanic	135	3	29	0
Hispanic	45	0	2	0
Unknown	36	3	11	0

Top Types Of Injury

Apparent Minor Injury	12.40%
Possible Internal Injury	7.15%
Other Major Injury	1.06%
Unconsciousness	0.69%
Severe Laceration	0.48%

Victim Count of Nonconsensual Sex Offenses by Age



*Population Base: 1,994,500

**Does not include 6 victims whose gender or age is unknown.

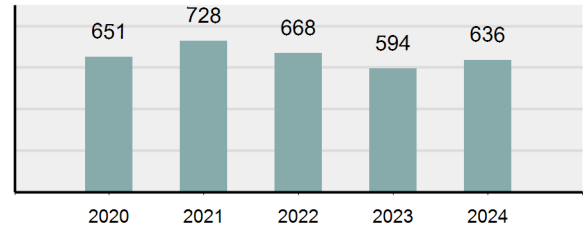
2024 Idaho Crimes Against Persons

Rape

- The carnal knowledge of a person, forcible and/or against that person's will; or not forcible or against the person's will where the victim is incapable of giving consent -

Attempts to rape are included in this category. Statutory rape (without force) is not included, having a classification of its own.

Rape Count - 5 Year Trend



Rape	
Offenses Reported	636
Changes from 2023	7.07%
Rate per 100,000*	31.89
Total Arrests	83

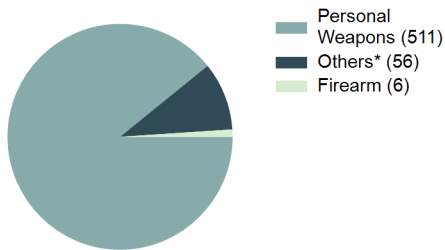
Top Locations of Rape

Residence/Home	73.43%
Hotel/Motel/Etc.	4.56%
Highway/Road/Alley/Street/Sidewalk	4.40%
Other/Unknown	3.62%
Parking/Drop Lot/Garage	3.14%

Top Relationships of Victim to Offender(s)

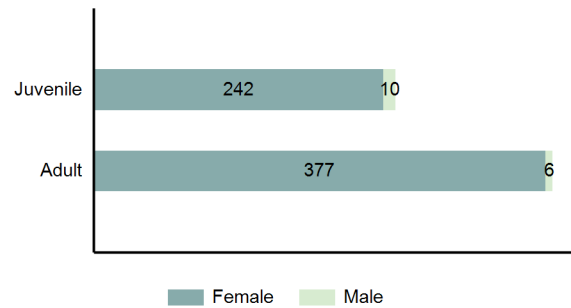
Acquaintance	26.53%
Boyfriend/Girlfriend	14.63%
Friend	10.54%
Otherwise Known	8.50%
Relationship Unknown	7.48%

Type of Weapons Used



*Others: Blunt Object, Motor Vehicle, Poison, Explosives, Fire/Incendiary Device, Drugs/Narcotics/Sleeping Pills, Asphyxiation, Others, Unknown

Victim Types



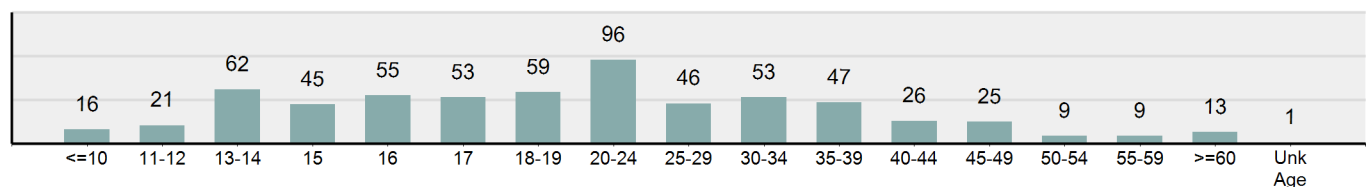
Arrestee Information

	Adult		Juvenile	
	Male	Female	Male	Female
Race				
White	61	1	11	0
Black	7	0	0	0
Indian	1	0	0	0
Asian	1	0	0	0
Unknown	1	0	0	0
Ethnicity				
Non-Hispanic	51	1	8	0
Hispanic	14	0	0	0
Unknown	6	0	3	0

Top Types Of Injury

Apparent Minor Injury	18.06%
Possible Internal Injury	9.72%
Unconsciousness	1.39%
Other Major Injury	1.08%
Severe Laceration	0.46%

Victim Count of Rape by Age



*Population Base: 1,994,500

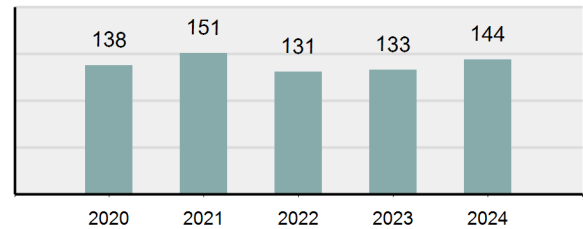
**Does not include 1 victims whose gender or age is unknown.

2024 Idaho Crimes Against Persons

Sodomy

- The oral or anal sexual intercourse with another person, forcible and/or against that person's will; or not forcible or against the person's will where the victim is incapable of giving consent -

Sodomy Count - 5 Year Trend



Sodomy	
Offenses Reported	144
Changes from 2023	8.27%
Rate per 100,000*	7.22
Total Arrests	12

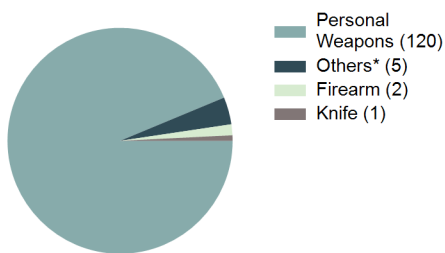
Top Locations of Sodomy

Residence/Home	65.97%
Jail/Prison/Penitentiary/Corrections Facility	11.81%
Hotel/Motel/Etc.	4.86%
Highway/Road/Alley/Street/Sidewalk	4.17%
School-Elementary/Secondary	3.47%

Top Relationships of Victim to Offender(s)

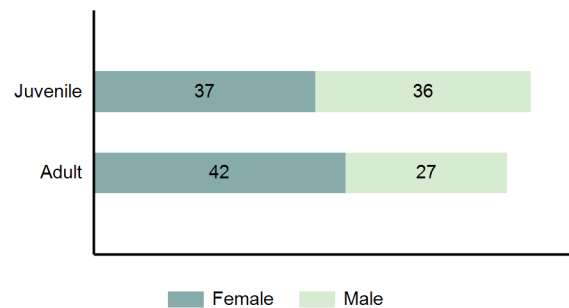
Acquaintance	26.39%
Friend	12.50%
Sibling	11.81%
Otherwise Known	10.42%
Stranger	6.94%

Type of Weapons Used



*Others: Blunt Object, Motor Vehicle, Poison, Explosives, Fire/Incendiary Device, Drugs/Narcotics/Sleeping Pills, Asphyxiation, Others, Unknown

Victim Types**



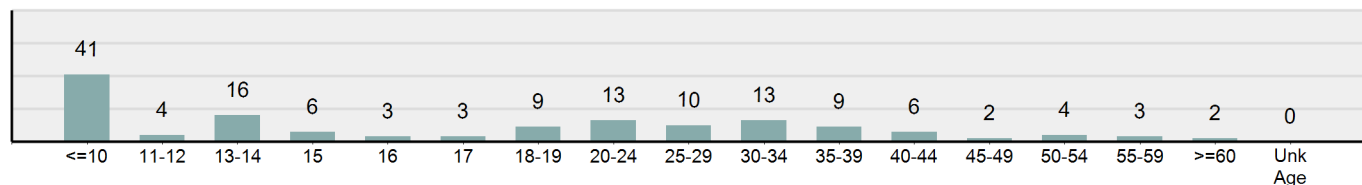
Arrestee Information

	Adult		Juvenile	
	Male	Female	Male	Female
Race				
White	8	0	4	0
Black	0	0	0	0
Indian	0	0	0	0
Asian	0	0	0	0
Unknown	0	0	0	0
Ethnicity				
Non-Hispanic	5	0	3	0
Hispanic	3	0	1	0
Unknown	0	0	0	0

Top Types Of Injury

Apparent Minor Injury	13.70%
Possible Internal Injury	8.90%
Severe Laceration	2.05%
Other Major Injury	0.68%
Unconsciousness	0.68%

Victim Count of Sodomy by Age



*Population Base: 1,994,500

**Does not include 2 victims whose gender or age is unknown.

2024 Idaho Crimes Against Persons

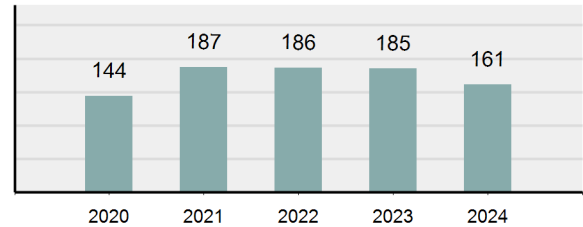
Sexual Assault with an Object

- To use an object or instrument (anything other than the offender's genitalia) to unlawfully penetrate the genital or anal opening of the body of another person, forcible and/or against that person's will; or not forcible or against the person's will where the victim is incapable of giving consent -

Sexual Assault with an Object

Offenses Reported	161
Changes from 2023	-12.97%
Rate per 100,000*	8.07
Total Arrests	15

Sexual Assault with an Object Count - 5 Year Trend



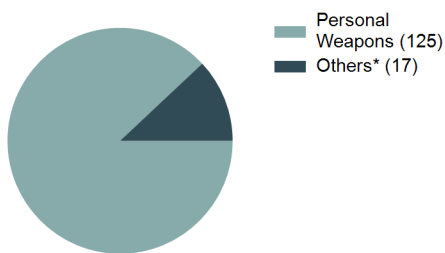
Top Locations of Sexual Assault with an Object

Residence/Home	78.26%
Highway/Road/Alley/Street/Sidewalk	6.21%
Hotel/Motel/Etc.	2.48%
Restaurant	1.86%
School/College	1.86%

Top Relationships of Victim to Offender(s)

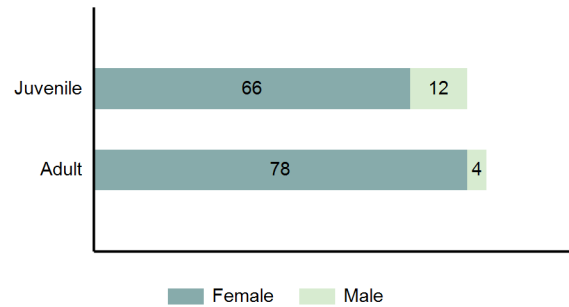
Acquaintance	28.31%
Child	11.45%
Friend	10.84%
Otherwise Known	7.83%
Stranger	6.02%

Type of Weapons Used



*Others: Blunt Object, Motor Vehicle, Poison, Explosives, Fire/Incendiary Device, Drugs/Narcotics/Sleeping Pills, Asphyxiation, Others, Unknown

Victim Types**



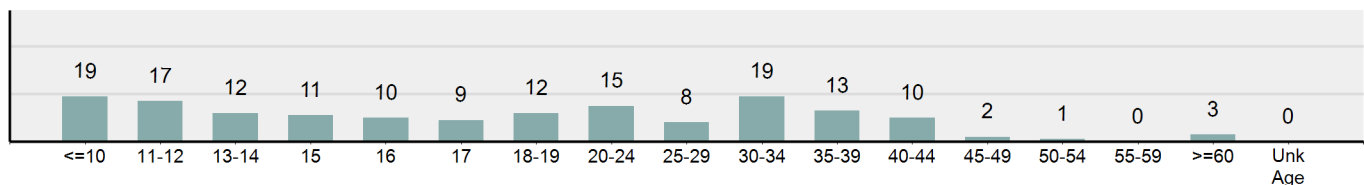
Arrestee Information

	Adult		Juvenile	
	Male	Female	Male	Female
Race				
White	11	0	4	0
Black	0	0	0	0
Indian	0	0	0	0
Asian	0	0	0	0
Unknown	0	0	0	0
Ethnicity				
Non-Hispanic	6	0	2	0
Hispanic	2	0	0	0
Unknown	3	0	2	0

Top Types Of Injury

Apparent Minor Injury	22.09%
Possible Internal Injury	11.04%
Other Major Injury	3.07%
Severe Laceration	1.84%
Unconsciousness	0.61%

Victim Count of Sexual Assault with an Object by Age



*Population Base: 1,994,500

**Does not include 1 victims whose gender or age is unknown.

2024 Idaho Crimes Against Persons

Fondling

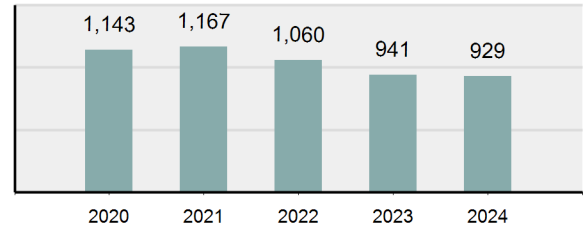
- The touching of the private body parts of another person for the purpose of sexual gratification, forcible and/or against that person's will; or not forcible or against the person's will where the victim is incapable of giving consent -

This offense is an element of rape, sodomy, and sexual assault with an object; therefore, only reported when it is the sole sex offense committed against a victim.

Fondling

Offenses Reported	929
Changes from 2023	-1.28%
Rate per 100,000*	46.58
Total Arrests	154

Fondling Count - 5 Year Trend



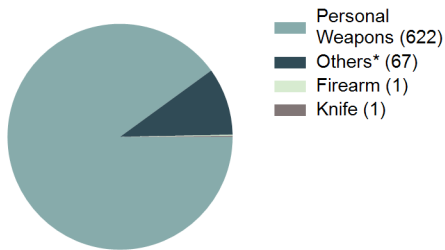
Top Locations of Fondling

Residence/Home	75.46%
School—Elementary/Secondary	3.88%
Other/Unknown	3.01%
Highway/Road/Alley/Street/Sidewalk	2.15%
Hotel/Motel/Etc.	1.94%

Top Relationships of Victim to Offender(s)

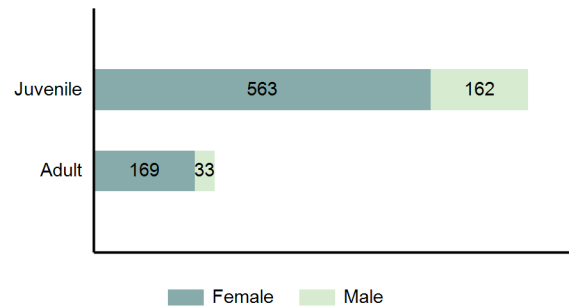
Acquaintance	21.22%
Child	12.97%
Other Family Member	10.93%
Otherwise Known	8.90%
Sibling	8.90%

Type of Weapons Used



*Others: Blunt Object, Motor Vehicle, Poison, Explosives, Fire/Incendiary Device, Drugs/Narcotics/Sleeping Pills, Asphyxiation, Others, Unknown

Victim Types




Arrestee Information

	Adult		Juvenile	
	Male	Female	Male	Female
Race				
White	115	5	23	0
Black	4	0	0	0
Indian	2	0	0	0
Asian	2	0	0	0
Unknown	3	0	0	0
Ethnicity				
Non-Hispanic	73	2	16	0
Hispanic	26	0	1	0
Unknown	27	3	6	0

Top Types Of Injury

Apparent Minor Injury	6.56%
Possible Internal Injury	4.41%
Other Major Injury	0.75%
Unconsciousness	0.22%

Victim Count of Fondling by Age



*Population Base: 1,994,500

**Does not include 2 victims whose gender or age is unknown.

2024 Idaho Crimes Against Persons

Kidnapping

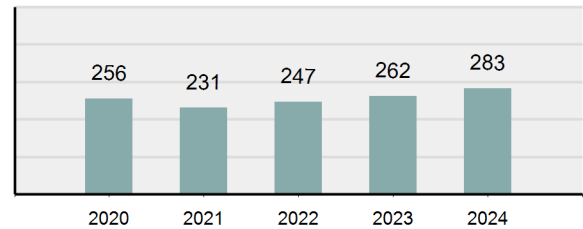
- The unlawful seizure, transportation, and/or detention of a person against his/her will, or a minor without the consent of his/her parent(s) or legal guardian -

Although the object of a kidnapping may be to obtain money or property, kidnapping is a crime against persons. This offense includes not only kidnapping and abduction, but hostage taking as well. This category is intended to capture information on only the persons actually kidnapped or abducted, not those persons or organizations paying ransoms. Therefore, for each offense of kidnapping, the victims are only the persons taken or detained against their will.

Kidnapping

Offenses Reported	283
Changes from 2023	8.02%
Rate per 100,000*	14.19
Total Arrests	74

Kidnapping Count - 5 Year Trend



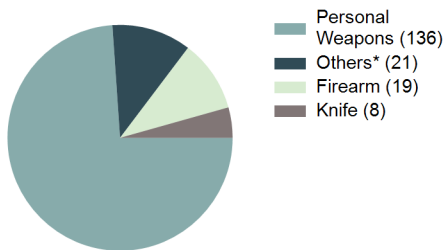
Top Locations of Kidnapping

Residence/Home	71.02%
Highway/Road/Alley/Street/Sidewalk	10.60%
Parking/Drop Lot/Garage	3.53%
Restaurant	3.18%
Other/Unknown	1.77%

Top Relationships of Victim to Offender(s)

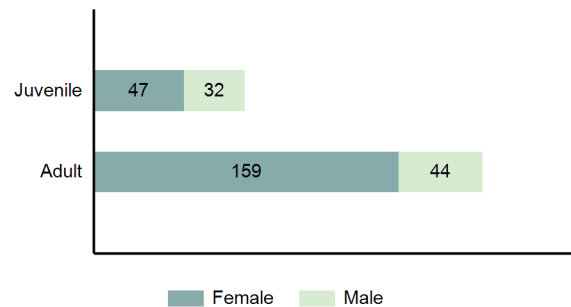
Boyfriend/Girlfriend	23.05%
Stranger	13.22%
Spouse	12.88%
Acquaintance	11.53%
Ex-Relationship (Ex-Boyfriend/Ex-Girlfriend)	9.83%

Type of Weapons Used



*Others: Blunt Object, Motor Vehicle, Poison, Explosives, Fire/Incendiary Device, Drugs/Narcotics/Sleeping Pills, Asphyxiation, Others, Unknown

Victim Types



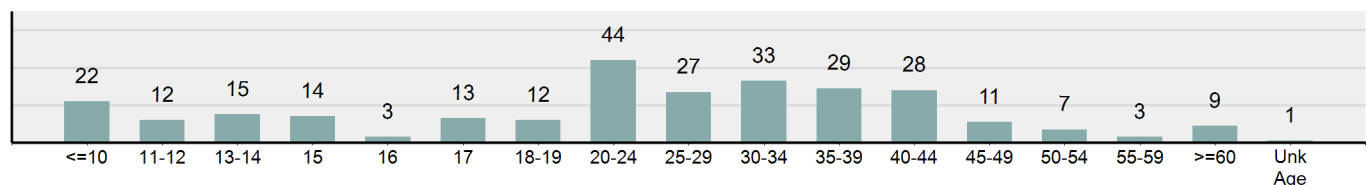
Arrestee Information

Race	Adult		Juvenile	
	Male	Female	Male	Female
White	55	6	2	1
Black	1	0	1	1
Indian	1	3	0	0
Asian	2	0	0	0
Unknown	1	0	0	0
Ethnicity				
	31	6	1	0
	13	2	1	0
	16	1	1	2

Top Types Of Injury

Apparent Minor Injury	25.50%
Possible Internal Injury	5.37%
Other Major Injury	4.36%
Unconsciousness	2.35%
Severe Laceration	1.68%

Victim Count of Kidnapping by Age



*Population Base: 1,994,500

**Does not include 1 victims whose gender or age is unknown.

2024 Idaho Crimes Against Persons

Aggravated Assault

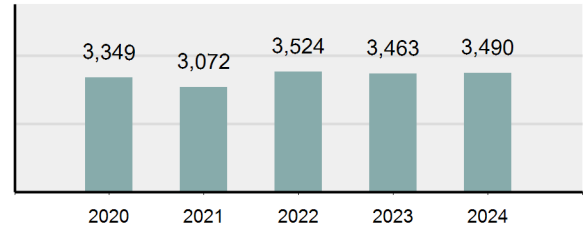
- An unlawful attack by one person upon another wherein the offender uses a weapon or displays it in a threatening manner, or the victim suffers obvious severe or aggravated bodily injury involving apparent broken bones, loss of teeth, possible internal injury, severe laceration, or loss of consciousness -

It is not necessary that a victim sustain an injury from an aggravated assault when the weapon used has the potential to cause serious personal injury. Attempted murders are included in this category

Aggravated Assault

Offenses Reported	3,490
Changes from 2023	0.78%
Rate per 100,000*	174.98
Total Arrests	1,833

Aggravated Assault Count - 5 Year Trend



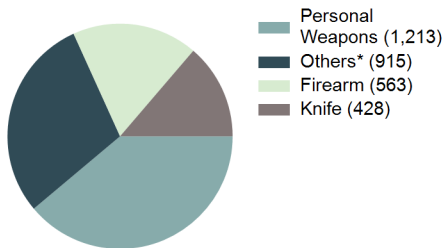
Top Locations of Aggravated Assault

Residence/Home	61.09%
Highway/Road/Alley/Street/Sidewalk	16.05%
Parking/Drop Lot/Garage	4.47%
Bar/Nightclub	2.44%
Hotel/Motel/Etc.	1.98%

Top Relationships of Victim to Offender(s)

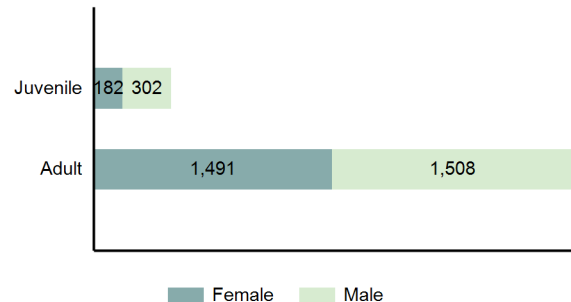
Boyfriend/Girlfriend	17.06%
Stranger	15.01%
Acquaintance	14.93%
Spouse	10.47%
Otherwise Known	9.08%

Type of Weapons Used



*Others: Blunt Object, Motor Vehicle, Poison, Explosives, Fire/Incendiary Device, Drugs/Narcotics/Sleeping Pills, Asphyxiation, Others, Unknown

Victim Types**



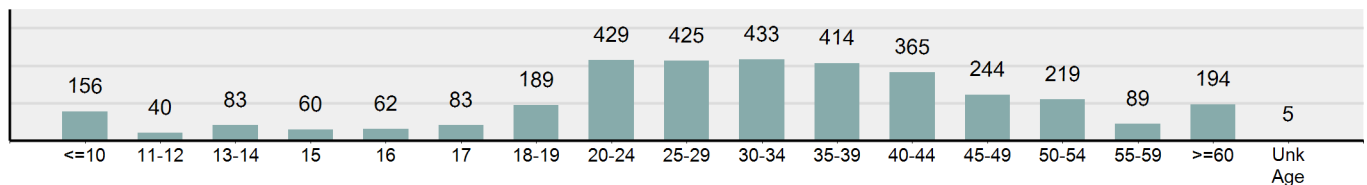
Arrestee Information

Race	Adult		Juvenile	
	Male	Female	Male	Female
White	1,211	295	110	36
Black	56	11	6	4
Indian	29	11	1	3
Asian	15	8	1	0
Unknown	24	6	4	2
Ethnicity				
Non-Hispanic	852	219	68	23
Hispanic	285	62	19	7
Unknown	198	50	35	15

Top Types Of Injury

Apparent Minor Injury	19.16%
Possible Internal Injury	14.84%
Other Major Injury	12.98%
Severe Laceration	8.48%
Apparent Broken Bones	4.00%

Victim Count of Aggravated Assault by Age



*Population Base: 1,994,500

**Does not include 7 victims whose gender or age is unknown.

2024 Idaho Crimes Against Persons

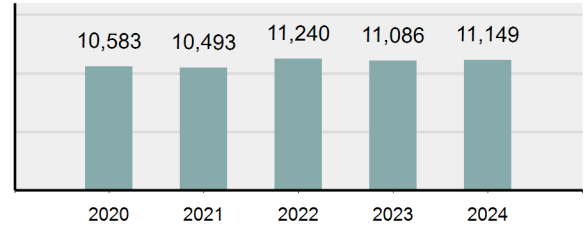
Simple Assault

An unlawful physical attack by one person upon another where neither the offender displays a weapon, nor the victim suffers obvious severe or aggravated bodily injury involving apparent broken bones, loss of teeth, possible internal injury, severe laceration, or loss of consciousness -

Simple Assault

Offenses Reported	11,149
Changes from 2023	0.57%
Rate per 100,000*	558.99
Total Arrests	3,379

Simple Assault Count - 5 Year Trend



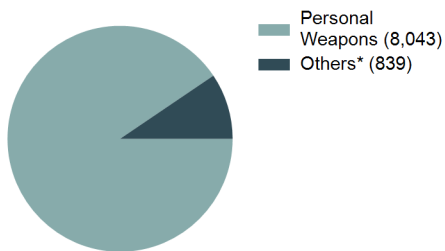
Top Locations of Simple Assault

Residence/Home	61.92%
Highway/Road/Alley/Street/Sidewalk	8.49%
School-Elementary/Secondary	5.23%
Bar/Nightclub	3.13%
Parking/Drop Lot/Garage	2.60%

Top Relationships of Victim to Offender(s)

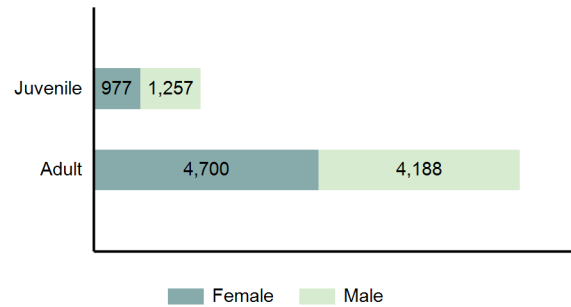
Acquaintance	15.57%
Boyfriend/Girlfriend	12.75%
Victim Was Offender	11.77%
Spouse	10.04%
Otherwise Known	9.47%

Type of Weapons Used



*Others: Blunt Object, Motor Vehicle, Poison, Explosives, Fire/Incendiary Device, Drugs/Narcotics/Sleeping Pills, Asphyxiation, Others, Unknown

Victim Types**



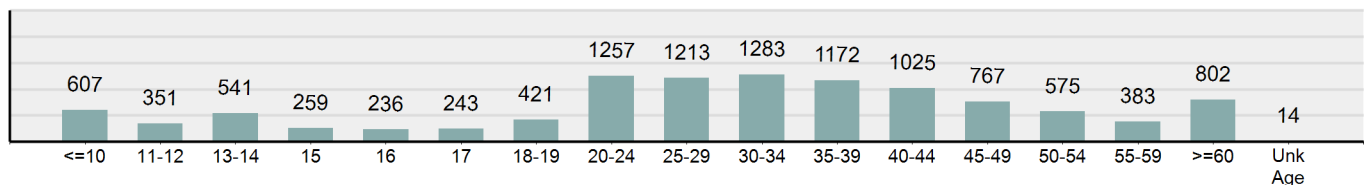
Arrestee Information

	Adult		Juvenile	
	Male	Female	Male	Female
Race				
White	1,733	759	341	205
Black	83	23	16	4
Indian	34	27	15	4
Asian	29	15	2	3
Unknown	38	23	17	8
Ethnicity				
Non-Hispanic	1,256	554	185	106
Hispanic	296	102	45	29
Unknown	365	191	161	89

Top Types Of Injury

Apparent Minor Injury	48.72%
-----------------------	--------

Victim Count of Simple Assault by Age



*Population Base: 1,994,500

**Does not include 27 victims whose gender or age is unknown.

2024 Idaho Crimes Against Persons

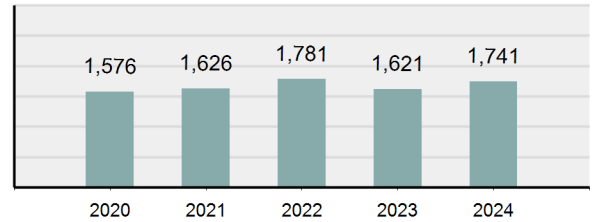
Intimidation

- To unlawfully place another person in reasonable fear of bodily harm through the use of threatening words and/or other conduct, but without displaying a weapon or subjecting the victim to actual physical attack -

Intimidation can be made in person, by telephone, or in writing. Stalking incidents and bomb threats are included in this category.

Intimidation Count - 5 Year Trend

Intimidation	
Offenses Reported	1,741
Changes from 2023	7.40%
Rate per 100,000*	87.29
Total Arrests	383



Top Locations of Intimidation

Residence/Home	53.59%
Cyberspace	7.64%
Highway/Road/Alley/Street/Sidewalk	7.47%
School-Elementary/Secondary	6.20%
Jail/Prison/Penitentiary/Corrections Facility	4.54%

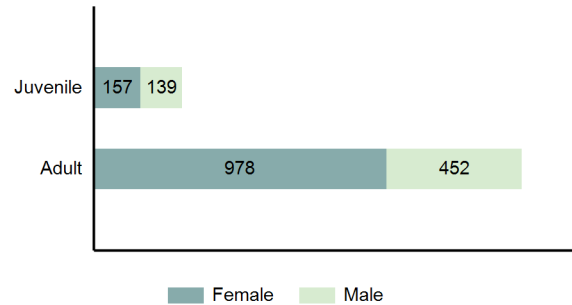
Top Relationships of Victim to Offender(s)

Acquaintance	20.37%
ExRelationship (ExBoyfriend/ExGirlfriend)	13.60%
Otherwise Known	10.30%
Stranger	10.02%
Relationship Unknown	8.43%

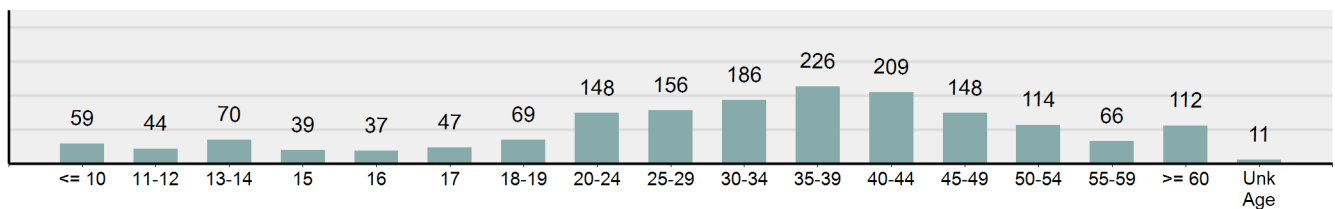
Arrestee Information

Race	Adult		Juvenile	
	Male	Female	Male	Female
White	265	49	32	6
Black	7	1	1	1
Indian	1	2	1	0
Asian	2	0	0	0
Unknown	11	2	2	0
Ethnicity				
	Male	Female	Male	Female
	Male	Female	Male	Female
	Male	Female	Male	Female
Non Hispanic	195	41	20	4
Hispanic	48	4	6	1
Unknown	43	9	10	2

Victim Types**



Victim Count by Age



*Population Base: 1,994,500

**Does not include 15 victims whose gender or age is unknown.

2024 Idaho Crimes Against Persons

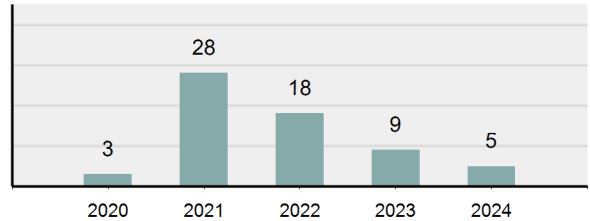
Incest

- Non-forcible sexual intercourse with persons who are related to each other within the degrees wherein marriage is prohibited by law -

Incest

Offenses Reported	5
Changes from 2023	-44.44%
Rate per 100,000*	0.25
Total Arrests	2

Incest Count - 5 Year Trend



Top Locations of Incest

Residence/Home	80.00%
Government/Public Building	20.00%

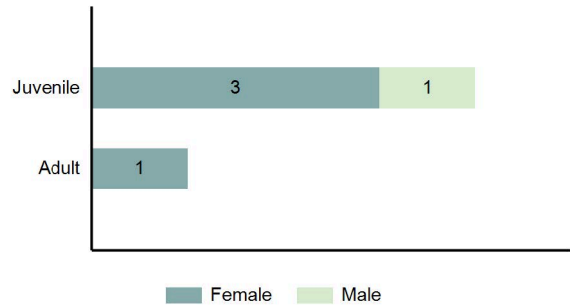
Top Relationships of Victim to Offender(s)

Child	40.00%
Spouse	20.00%
Sibling	20.00%
Other Family Member	20.00%
Acquaintance	

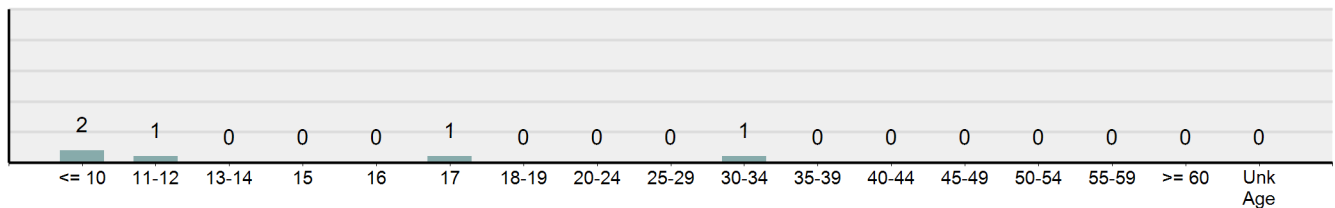
Arrestee Information

Race	Adult		Juvenile	
	Male	Female	Male	Female
White	0	0	0	0
Black	1	0	0	0
Indian	0	0	0	0
Asian	0	0	0	0
Unknown	0	0	0	1
Ethnicity				
	Male	Female	Male	Female
	Male	Female	Male	Female
	Male	Female	Male	Female
Non Hispanic	0	0	0	0
Hispanic	0	0	0	0
Unknown	1	0	0	1

Victim Types



Victim Count by Age



*Population Base: 1,994,500

2024 Idaho Crimes Against Persons

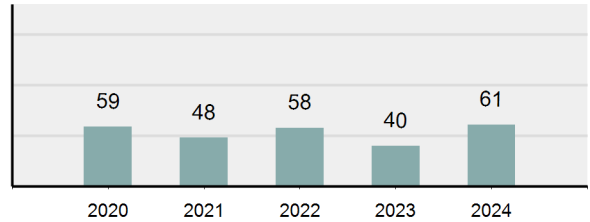
Statutory Rape

- Non-forcible sexual intercourse with a person who is under the statutory age of consent -

Statutory age of consent in Idaho is 18 years of age.

Statutory Rape Count - 5 Year Trend

Statutory Rape	
Offenses Reported	61
Changes from 2023	52.50%
Rate per 100,000*	3.06
Total Arrests	14



Top Locations of Statutory Rape

Residence/Home	72.13%
Other/Unknown	6.56%
Hotel/Motel/Etc.	4.92%
Parking/Drop Lot/Garage	4.92%
School-Elementary/Secondary	3.28%

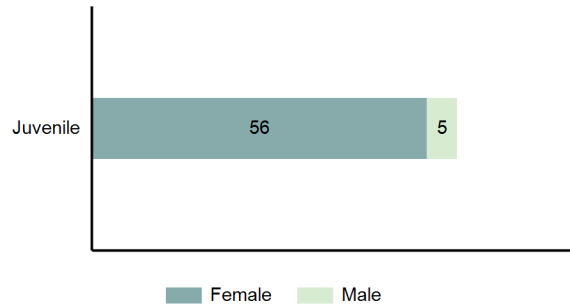
Top Relationships of Victim to Offender(s)

Acquaintance	29.63%
Boyfriend/Girlfriend	25.93%
Friend	12.96%
Otherwise Known	9.26%
Relationship Unknown	5.56%

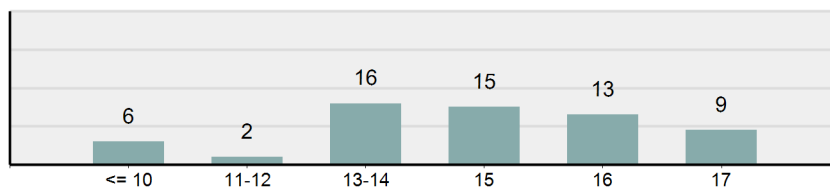
Arrestee Information

<u>Race</u>	Adult		Juvenile	
	Male	Female	Male	Female
White	9	1	1	0
Black	1	1	0	0
Indian	0	0	0	0
Asian	0	0	0	0
Unknown	1	0	0	0
<u>Ethnicity</u>				
Non Hispanic	7	2	0	0
Hispanic	1	0	1	0
Unknown	3	0	0	0

Victim Types



Victim Count by Age



*Population Base: 1,994,500