

Rigby Police Department

Population: 3,089
County: Jefferson

Offense Overview

- Offense total 126
- % change from 2004 22.3
- # of cleared offenses 58
- Percent cleared 46.0

- Group "A" Crime Rate per 100,000 population 4079.0

- Summary based reporting crime rate per 100,000 population is calculated for other state crime comparisons only. 2298.5

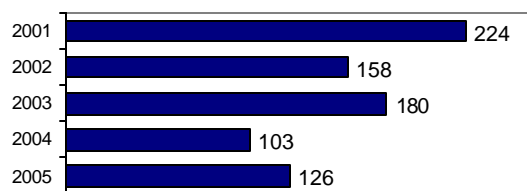
Arrest Overview

- Arrest total 97
- % change from 2004 0.0
- Adult arrest total 57
- Juvenile arrest total 40

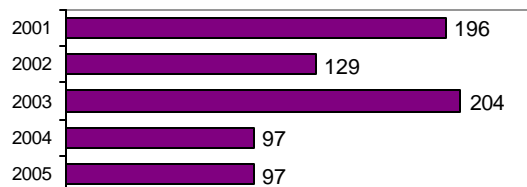
- Arrest Rate per 100,000 population 3140.2

Group "A" Offenses	Offenses		Arrests	
	# Reported	# Cleared	Adult	Juvenile
Murder	0	0	0	0
Negligent Manslaughter	0	0	0	0
Forcible Rape	3	2	2	0
Robbery	0	0	0	0
Aggravated Assault	4	3	0	2
Burglary	6	1	1	0
Larceny	54	12	2	5
Motor Vehicle Theft	4	1	0	1
Arson	0	0	0	0
Simple Assault	21	17	11	7
Intimidation	2	2	2	0
Bribery	0	0	0	0
Counterfeiting/Forgery	1	1	0	0
Vandalism	18	6	2	4
Drug/Narcotics	6	6	3	2
Drug Equipment	4	4	1	1
Embezzlement	0	0	0	0
Extortion/Blackmail	0	0	0	0
Fraud	0	0	0	0
Gambling	0	0	0	0
Kidnaping	0	0	0	0
Pornography	0	0	0	0
Prostitution	0	0	0	0
Forcible Sodomy	0	0	0	0
Sexual Assault w/Object	0	0	0	0
Forcible Fondling	1	1	1	0
Incest	0	0	0	0
Statutory Rape	0	0	0	0
Stolen Property	0	0	0	0
Weapon Law Violation	2	2	1	0
Total Group "A"	126	58	26	22

Total Offenses - 5 year trend



Total Arrests - 5 year trend



Group "B" Arrests	Arrests	
	Adult	Juvenile
Bad Checks	0	0
Curfew/Vagrancy	0	0
Disorderly Conduct	3	0
DUI	7	0
Drunkenness	0	0
Family Offense-nonviolent	0	0
Liquor Law Violation	10	6
Peeping Tom	0	0
Runaways	0	2
Trespass	0	0
All Other Offenses	11	10
Total Group "B"	31	18

Jefferson County Sheriff

Population: 18,228
County: Jefferson

Offense Overview

- Offense total 169
- % change from 2004 **-41.7**
- # of cleared offenses 53
- Percent cleared 31.4

- Group "A" Crime Rate per 100,000 population 927.1

- Summary based reporting crime rate per 100,000 population is calculated for other state crime comparisons only. 455.3

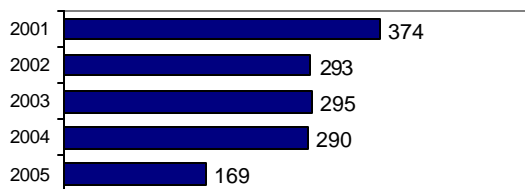
Arrest Overview

- Arrest total 128
- % change from 2004 **-31.6**
- Adult arrest total 83
- Juvenile arrest total 45

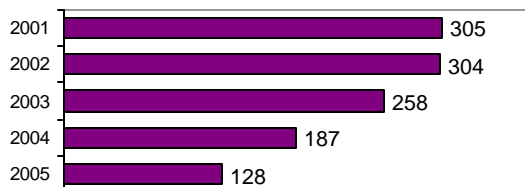
- Arrest Rate per 100,000 population 702.2

Group "A" Offenses	Offenses		Arrests	
	# Reported	# Cleared	Adult	Juvenile
Murder	0	0	0	0
Negligent Manslaughter	0	0	0	0
Forcible Rape	0	0	0	0
Robbery	0	0	0	0
Aggravated Assault	4	4	2	2
Burglary	14	5	5	0
Larceny	64	8	6	2
Motor Vehicle Theft	1	0	0	0
Arson	0	0	0	0
Simple Assault	21	19	8	11
Intimidation	3	2	0	1
Bribery	0	0	0	0
Counterfeiting/Forgery	1	0	0	0
Vandalism	46	3	2	1
Drug/Narcotics	3	5	4	1
Drug Equipment	2	2	2	0
Embezzlement	0	0	0	0
Extortion/Blackmail	0	0	0	0
Fraud	4	0	0	0
Gambling	0	0	0	0
Kidnaping	2	1	1	0
Pornography	0	0	0	0
Prostitution	0	0	0	0
Forcible Sodomy	0	0	0	0
Sexual Assault w/Object	0	0	0	0
Forcible Fondling	2	1	0	1
Incest	0	0	0	0
Statutory Rape	0	0	0	0
Stolen Property	0	0	0	0
Weapon Law Violation	2	3	2	1
Total Group "A"	169	53	32	20

Total Offenses - 5 year trend



Total Arrests - 5 year trend



Group "B" Arrests	Arrests	
	Adult	Juvenile
Bad Checks	0	0
Curfew/Vagrancy	0	0
Disorderly Conduct	3	1
DUI	22	0
Drunkenness	0	0
Family Offense-nonviolent	0	0
Liquor Law Violation	13	10
Peeping Tom	0	0
Runaways	0	0
Trespass	2	2
All Other Offenses	11	12
Total Group "B"	51	25

Jefferson County Total

Population: 21,317
County: Jefferson

Offense Overview

- Offense total 295
- % change from 2004 **-24.9**
- # of cleared offenses 111
- Percent cleared 37.6

- Group "A" Crime Rate per 100,000 population 1383.9

- Summary based reporting crime rate per 100,000 population is calculated for other state crime comparisons only. 722.4

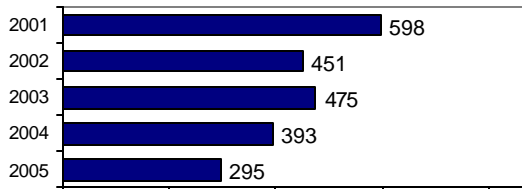
Arrest Overview

- Arrest total 225
- % change from 2004 **-20.8**
- Adult arrest total 140
- Juvenile arrest total 85

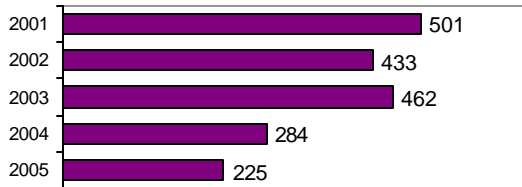
- Arrest Rate per 100,000 population 1055.5

Group "A" Offenses	Offenses		Arrests	
	# Reported	# Cleared	Adult	Juvenile
Murder	0	0	0	0
Negligent Manslaughter	0	0	0	0
Forcible Rape	3	2	2	0
Robbery	0	0	0	0
Aggravated Assault	8	7	2	4
Burglary	20	6	6	0
Larceny	118	20	8	7
Motor Vehicle Theft	5	1	0	1
Arson	0	0	0	0
Simple Assault	42	36	19	18
Intimidation	5	4	2	1
Bribery	0	0	0	0
Counterfeiting/Forgery	2	1	0	0
Vandalism	64	9	4	5
Drug/Narcotics	9	11	7	3
Drug Equipment	6	6	3	1
Embezzlement	0	0	0	0
Extortion/Blackmail	0	0	0	0
Fraud	4	0	0	0
Gambling	0	0	0	0
Kidnaping	2	1	1	0
Pornography	0	0	0	0
Prostitution	0	0	0	0
Forcible Sodomy	0	0	0	0
Sexual Assault w/Object	0	0	0	0
Forcible Fondling	3	2	1	1
Incest	0	0	0	0
Statutory Rape	0	0	0	0
Stolen Property	0	0	0	0
Weapon Law Violation	4	5	3	1
Total Group "A"	295	111	58	42

Total Offenses - 5 year trend



Total Arrests - 5 year trend



Group "B" Arrests	Arrests	
	Adult	Juvenile
Bad Checks	0	0
Curfew/Vagrancy	0	0
Disorderly Conduct	6	1
DUI	29	0
Drunkenness	0	0
Family Offense-nonviolent	0	0
Liquor Law Violation	23	16
Peeping Tom	0	0
Runaways	0	2
Trespass	2	2
All Other Offenses	22	22
Total Group "B"	82	43