

# Coeur d'Alene Police Department

Population: 39,375  
County: Kootenai

## Offense Overview

- Offense total 4,834
- % change from 2004 0.1
- # of cleared offenses 2,017
- Percent cleared 41.7

- Group "A" Crime Rate per 100,000 population 12276.8

- Summary based reporting crime rate per 100,000 population is calculated for other state crime comparisons only. 6130.8


## Arrest Overview

- Arrest total 3,683
- % change from 2004 2.1
- Adult arrest total 2,768
- Juvenile arrest total 915

- Arrest Rate per 100,000 population 9353.7

| Group "A" Offenses      | Offenses     |              | Arrests      |            |
|-------------------------|--------------|--------------|--------------|------------|
|                         | # Reported   | # Cleared    | Adult        | Juvenile   |
| Murder                  | 1            | 0            | 0            | 0          |
| Negligent Manslaughter  | 0            | 0            | 0            | 0          |
| Forcible Rape           | 31           | 16           | 10           | 1          |
| Robbery                 | 19           | 9            | 5            | 1          |
| Aggravated Assault      | 166          | 105          | 57           | 5          |
| Burglary                | 375          | 62           | 23           | 21         |
| Larceny                 | 1,615        | 369          | 223          | 141        |
| Motor Vehicle Theft     | 182          | 32           | 8            | 4          |
| Arson                   | 25           | 9            | 3            | 11         |
| Simple Assault          | 716          | 515          | 278          | 76         |
| Intimidation            | 116          | 63           | 19           | 6          |
| Bribery                 | 1            | 0            | 0            | 0          |
| Counterfeiting/Forgery  | 103          | 31           | 15           | 1          |
| Vandalism               | 499          | 117          | 35           | 72         |
| Drug/Narcotics          | 355          | 279          | 226          | 63         |
| Drug Equipment          | 345          | 279          | 103          | 20         |
| Embezzlement            | 9            | 6            | 4            | 1          |
| Extortion/Blackmail     | 0            | 0            | 0            | 0          |
| Fraud                   | 126          | 29           | 10           | 3          |
| Gambling                | 1            | 1            | 1            | 0          |
| Kidnaping               | 13           | 10           | 2            | 5          |
| Pornography             | 3            | 0            | 0            | 0          |
| Prostitution            | 1            | 0            | 0            | 0          |
| Forcible Sodomy         | 1            | 0            | 0            | 0          |
| Sexual Assault w/Object | 1            | 0            | 0            | 0          |
| Forcible Fondling       | 44           | 27           | 14           | 1          |
| Incest                  | 0            | 0            | 0            | 0          |
| Statutory Rape          | 9            | 4            | 1            | 0          |
| Stolen Property         | 22           | 19           | 21           | 2          |
| Weapon Law Violation    | 55           | 35           | 10           | 11         |
| <b>Total Group "A"</b>  | <b>4,834</b> | <b>2,017</b> | <b>1,068</b> | <b>445</b> |

Total Offenses - 5 year trend



Total Arrests - 5 year trend



| Group "B" Arrests         | Arrests      |            |
|---------------------------|--------------|------------|
|                           | Adult        | Juvenile   |
| Bad Checks                | 0            | 0          |
| Curfew/Vagrancy           | 0            | 16         |
| Disorderly Conduct        | 106          | 16         |
| DUI                       | 415          | 10         |
| Drunkenness               | 3            | 0          |
| Family Offense-nonviolent | 18           | 0          |
| Liquor Law Violation      | 287          | 93         |
| Peeping Tom               | 0            | 0          |
| Runaways                  | 0            | 144        |
| Trespass                  | 20           | 0          |
| All Other Offenses        | 851          | 191        |
| <b>Total Group "B"</b>    | <b>1,700</b> | <b>470</b> |

# Post Falls Police Department

Population: 21,900  
County: Kootenai

## Offense Overview

- Offense total 1,398
- % change from 2004 **-14.6**
- # of cleared offenses 558
- Percent cleared 39.9

- Group "A" Crime Rate per 100,000 population 6383.6

- Summary based reporting crime rate per 100,000 population is calculated for other state crime comparisons only. 3926.9


## Arrest Overview

- Arrest total 992
- % change from 2004 **-22.6**
- Adult arrest total 669
- Juvenile arrest total 323

- Arrest Rate per 100,000 population 4529.7

| Group "A" Offenses      | Offenses     |            | Arrests    |            |
|-------------------------|--------------|------------|------------|------------|
|                         | # Reported   | # Cleared  | Adult      | Juvenile   |
| Murder                  | 0            | 0          | 0          | 0          |
| Negligent Manslaughter  | 0            | 0          | 0          | 0          |
| Forcible Rape           | 16           | 12         | 6          | 2          |
| Robbery                 | 1            | 1          | 0          | 0          |
| Aggravated Assault      | 39           | 30         | 17         | 2          |
| Burglary                | 141          | 27         | 18         | 14         |
| Larceny                 | 614          | 160        | 93         | 61         |
| Motor Vehicle Theft     | 47           | 8          | 4          | 0          |
| Arson                   | 2            | 0          | 0          | 0          |
| Simple Assault          | 162          | 112        | 71         | 18         |
| Intimidation            | 7            | 2          | 0          | 0          |
| Bribery                 | 0            | 0          | 0          | 0          |
| Counterfeiting/Forgery  | 16           | 13         | 9          | 0          |
| Vandalism               | 134          | 37         | 8          | 5          |
| Drug/Narcotics          | 65           | 57         | 38         | 30         |
| Drug Equipment          | 80           | 61         | 13         | 11         |
| Embezzlement            | 2            | 0          | 0          | 0          |
| Extortion/Blackmail     | 1            | 1          | 1          | 0          |
| Fraud                   | 24           | 9          | 7          | 0          |
| Gambling                | 0            | 0          | 0          | 0          |
| Kidnaping               | 1            | 1          | 2          | 0          |
| Pornography             | 0            | 0          | 0          | 0          |
| Prostitution            | 0            | 0          | 0          | 0          |
| Forcible Sodomy         | 4            | 2          | 0          | 1          |
| Sexual Assault w/Object | 0            | 0          | 0          | 0          |
| Forcible Fondling       | 15           | 5          | 3          | 1          |
| Incest                  | 0            | 0          | 0          | 0          |
| Statutory Rape          | 0            | 0          | 0          | 0          |
| Stolen Property         | 4            | 4          | 2          | 0          |
| Weapon Law Violation    | 23           | 16         | 6          | 4          |
| <b>Total Group "A"</b>  | <b>1,398</b> | <b>558</b> | <b>298</b> | <b>149</b> |

Total Offenses - 5 year trend



Total Arrests - 5 year trend



| Group "B" Arrests         | Arrests    |            |
|---------------------------|------------|------------|
|                           | Adult      | Juvenile   |
| Bad Checks                | 18         | 0          |
| Curfew/Vagrancy           | 0          | 0          |
| Disorderly Conduct        | 17         | 3          |
| DUI                       | 105        | 1          |
| Drunkenness               | 0          | 0          |
| Family Offense-nonviolent | 2          | 0          |
| Liquor Law Violation      | 29         | 49         |
| Peeping Tom               | 0          | 0          |
| Runaways                  | 0          | 36         |
| Trespass                  | 4          | 1          |
| All Other Offenses        | 196        | 84         |
| <b>Total Group "B"</b>    | <b>371</b> | <b>174</b> |

# Rathdrum Police Department

Population: 5,749  
County: Kootenai

## Offense Overview

- Offense total 379
- % change from 2004 10.8
- # of cleared offenses 105
- Percent cleared 27.7

- Group "A" Crime Rate per 100,000 population 6592.5

- Summary based reporting crime rate per 100,000 population is calculated for other state crime comparisons only. 3235.3


## Arrest Overview

- Arrest total 221
- % change from 2004 -9.1
- Adult arrest total 123
- Juvenile arrest total 98

- Arrest Rate per 100,000 population 3844.1

| Group "A" Offenses      | Offenses   |            | Arrests   |           |
|-------------------------|------------|------------|-----------|-----------|
|                         | # Reported | # Cleared  | Adult     | Juvenile  |
| Murder                  | 0          | 0          | 0         | 0         |
| Negligent Manslaughter  | 0          | 0          | 0         | 0         |
| Forcible Rape           | 2          | 1          | 1         | 0         |
| Robbery                 | 1          | 0          | 0         | 0         |
| Aggravated Assault      | 12         | 5          | 3         | 3         |
| Burglary                | 26         | 0          | 0         | 0         |
| Larceny                 | 122        | 17         | 8         | 11        |
| Motor Vehicle Theft     | 18         | 0          | 0         | 0         |
| Arson                   | 5          | 0          | 0         | 0         |
| Simple Assault          | 50         | 31         | 17        | 15        |
| Intimidation            | 4          | 0          | 0         | 0         |
| Bribery                 | 0          | 0          | 0         | 0         |
| Counterfeiting/Forgery  | 4          | 3          | 2         | 0         |
| Vandalism               | 65         | 6          | 1         | 4         |
| Drug/Narcotics          | 28         | 19         | 10        | 22        |
| Drug Equipment          | 25         | 15         | 0         | 3         |
| Embezzlement            | 1          | 0          | 0         | 0         |
| Extortion/Blackmail     | 0          | 0          | 0         | 0         |
| Fraud                   | 6          | 1          | 0         | 1         |
| Gambling                | 0          | 0          | 0         | 0         |
| Kidnaping               | 0          | 0          | 0         | 0         |
| Pornography             | 0          | 0          | 0         | 0         |
| Prostitution            | 0          | 0          | 0         | 0         |
| Forcible Sodomy         | 0          | 0          | 0         | 0         |
| Sexual Assault w/Object | 0          | 0          | 0         | 0         |
| Forcible Fondling       | 3          | 2          | 1         | 0         |
| Incest                  | 0          | 0          | 0         | 0         |
| Statutory Rape          | 0          | 0          | 0         | 0         |
| Stolen Property         | 0          | 0          | 0         | 0         |
| Weapon Law Violation    | 7          | 5          | 1         | 3         |
| <b>Total Group "A"</b>  | <b>379</b> | <b>105</b> | <b>44</b> | <b>62</b> |

Total Offenses - 3 year trend



Total Arrests - 3 year trend



| Group "B" Arrests         | Arrests   |           |
|---------------------------|-----------|-----------|
|                           | Adult     | Juvenile  |
| Bad Checks                | 0         | 0         |
| Curfew/Vagrancy           | 0         | 0         |
| Disorderly Conduct        | 3         | 8         |
| DUI                       | 21        | 2         |
| Drunkenness               | 0         | 0         |
| Family Offense-nonviolent | 1         | 0         |
| Liquor Law Violation      | 4         | 2         |
| Peeping Tom               | 0         | 0         |
| Runaways                  | 0         | 7         |
| Trespass                  | 0         | 0         |
| All Other Offenses        | 50        | 17        |
| <b>Total Group "B"</b>    | <b>79</b> | <b>36</b> |

# Spirit Lake Police Department

Population: 1,492  
County: Kootenai

## Offense Overview

- Offense total 86
- % change from 2004 1.2
- # of cleared offenses 58
- Percent cleared 67.4

- Group "A" Crime Rate per 100,000 population 5764.1

- Summary based reporting crime rate per 100,000 population is calculated for other state crime comparisons only. 1608.6


## Arrest Overview

- Arrest total 103
- % change from 2004 4.0
- Adult arrest total 65
- Juvenile arrest total 38

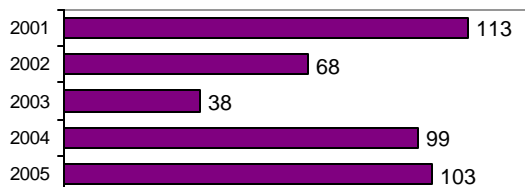
- Arrest Rate per 100,000 population 6903.5

| Group "A" Offenses      | Offenses   |           | Arrests   |           |
|-------------------------|------------|-----------|-----------|-----------|
|                         | # Reported | # Cleared | Adult     | Juvenile  |
| Murder                  | 0          | 0         | 0         | 0         |
| Negligent Manslaughter  | 0          | 0         | 0         | 0         |
| Forcible Rape           | 0          | 0         | 0         | 0         |
| Robbery                 | 0          | 0         | 0         | 0         |
| Aggravated Assault      | 3          | 3         | 2         | 1         |
| Burglary                | 2          | 0         | 0         | 0         |
| Larceny                 | 15         | 6         | 2         | 3         |
| Motor Vehicle Theft     | 4          | 1         | 0         | 2         |
| Arson                   | 0          | 0         | 0         | 0         |
| Simple Assault          | 11         | 8         | 4         | 4         |
| Intimidation            | 0          | 0         | 0         | 0         |
| Bribery                 | 0          | 0         | 0         | 0         |
| Counterfeiting/Forgery  | 0          | 0         | 0         | 0         |
| Vandalism               | 6          | 1         | 0         | 1         |
| Drug/Narcotics          | 20         | 17        | 18        | 4         |
| Drug Equipment          | 23         | 21        | 6         | 0         |
| Embezzlement            | 0          | 0         | 0         | 0         |
| Extortion/Blackmail     | 0          | 0         | 0         | 0         |
| Fraud                   | 1          | 0         | 0         | 0         |
| Gambling                | 0          | 0         | 0         | 0         |
| Kidnaping               | 0          | 0         | 0         | 0         |
| Pornography             | 0          | 0         | 0         | 0         |
| Prostitution            | 0          | 0         | 0         | 0         |
| Forcible Sodomy         | 0          | 0         | 0         | 0         |
| Sexual Assault w/Object | 0          | 0         | 0         | 0         |
| Forcible Fondling       | 0          | 0         | 0         | 0         |
| Incest                  | 0          | 0         | 0         | 0         |
| Statutory Rape          | 0          | 0         | 0         | 0         |
| Stolen Property         | 0          | 0         | 0         | 0         |
| Weapon Law Violation    | 1          | 1         | 0         | 0         |
| <b>Total Group "A"</b>  | <b>86</b>  | <b>58</b> | <b>32</b> | <b>15</b> |

Total Offenses - 5 year trend



Total Arrests - 5 year trend



| Group "B" Arrests         | Arrests   |           |
|---------------------------|-----------|-----------|
|                           | Adult     | Juvenile  |
| Bad Checks                | 1         | 0         |
| Curfew/Vagrancy           | 0         | 0         |
| Disorderly Conduct        | 1         | 0         |
| DUI                       | 16        | 0         |
| Drunkenness               | 0         | 0         |
| Family Offense-nonviolent | 0         | 0         |
| Liquor Law Violation      | 2         | 5         |
| Peeping Tom               | 0         | 0         |
| Runaways                  | 0         | 1         |
| Trespass                  | 0         | 0         |
| All Other Offenses        | 13        | 17        |
| <b>Total Group "B"</b>    | <b>33</b> | <b>23</b> |

# Kootenai County Sheriff

Population: 56,981  
County: Kootenai

## Offense Overview

- Offense total 2,499
- % change from 2004 **-8.8**
- # of cleared offenses 785
- Percent cleared 31.4

- Group "A" Crime Rate per 100,000 population 4385.7

- Summary based reporting crime rate per 100,000 population is calculated for other state crime comparisons only. 2327.1

## Arrest Overview

- Arrest total 2,513
- % change from 2004 7.7
- Adult arrest total 2,125
- Juvenile arrest total 388

- Arrest Rate per 100,000 population 4410.2

| Group "A" Offenses      | Offenses     |            | Arrests    |            |
|-------------------------|--------------|------------|------------|------------|
|                         | # Reported   | # Cleared  | Adult      | Juvenile   |
| Murder                  | 4            | 2          | 2          | 0          |
| Negligent Manslaughter  | 0            | 0          | 0          | 0          |
| Forcible Rape           | 16           | 11         | 4          | 0          |
| Robbery                 | 8            | 6          | 4          | 0          |
| Aggravated Assault      | 94           | 60         | 31         | 13         |
| Burglary                | 358          | 22         | 6          | 9          |
| Larceny                 | 738          | 109        | 43         | 28         |
| Motor Vehicle Theft     | 104          | 16         | 5          | 9          |
| Arson                   | 4            | 1          | 0          | 0          |
| Simple Assault          | 361          | 213        | 123        | 23         |
| Intimidation            | 52           | 19         | 7          | 0          |
| Bribery                 | 0            | 0          | 0          | 0          |
| Counterfeiting/Forgery  | 35           | 14         | 9          | 1          |
| Vandalism               | 362          | 55         | 23         | 87         |
| Drug/Narcotics          | 129          | 104        | 103        | 11         |
| Drug Equipment          | 109          | 90         | 24         | 3          |
| Embezzlement            | 6            | 2          | 1          | 0          |
| Extortion/Blackmail     | 0            | 0          | 0          | 0          |
| Fraud                   | 42           | 12         | 1          | 3          |
| Gambling                | 1            | 0          | 0          | 0          |
| Kidnaping               | 15           | 6          | 4          | 0          |
| Pornography             | 1            | 0          | 0          | 0          |
| Prostitution            | 0            | 0          | 0          | 0          |
| Forcible Sodomy         | 5            | 2          | 0          | 1          |
| Sexual Assault w/Object | 1            | 1          | 0          | 0          |
| Forcible Fondling       | 16           | 9          | 3          | 1          |
| Incest                  | 0            | 0          | 0          | 0          |
| Statutory Rape          | 8            | 7          | 1          | 0          |
| Stolen Property         | 18           | 13         | 5          | 5          |
| Weapon Law Violation    | 12           | 11         | 3          | 1          |
| <b>Total Group "A"</b>  | <b>2,499</b> | <b>785</b> | <b>402</b> | <b>195</b> |

Total Offenses - 5 year trend



Total Arrests - 5 year trend



| Group "B" Arrests         | Arrests      |            |
|---------------------------|--------------|------------|
|                           | Adult        | Juvenile   |
| Bad Checks                | 0            | 0          |
| Curfew/Vagrancy           | 0            | 0          |
| Disorderly Conduct        | 16           | 0          |
| DUI                       | 201          | 3          |
| Drunkenness               | 0            | 0          |
| Family Offense-nonviolent | 6            | 0          |
| Liquor Law Violation      | 34           | 6          |
| Peeping Tom               | 0            | 0          |
| Runaways                  | 0            | 90         |
| Trespass                  | 10           | 1          |
| All Other Offenses        | 1,456        | 93         |
| <b>Total Group "B"</b>    | <b>1,723</b> | <b>193</b> |

# Kootenai County Total

Population: 125,497  
County: Kootenai

## Offense Overview

- Offense total 9,196
- % change from 2004 **-4.5**
- # of cleared offenses 3,523
- Percent cleared 38.3

- Group "A" Crime Rate per 100,000 population 7327.7

- Summary based reporting crime rate per 100,000 population is calculated for other state crime comparisons only. 3832.8


## Arrest Overview

- Arrest total 7,512
- % change from 2004 **-0.7**
- Adult arrest total 5,750
- Juvenile arrest total 1,762

- Arrest Rate per 100,000 population 5985.8

| Group "A" Offenses      | Offenses     |              | Arrests      |            |
|-------------------------|--------------|--------------|--------------|------------|
|                         | # Reported   | # Cleared    | Adult        | Juvenile   |
| Murder                  | 5            | 2            | 2            | 0          |
| Negligent Manslaughter  | 0            | 0            | 0            | 0          |
| Forcible Rape           | 65           | 40           | 21           | 3          |
| Robbery                 | 29           | 16           | 9            | 1          |
| Aggravated Assault      | 314          | 203          | 110          | 24         |
| Burglary                | 902          | 111          | 47           | 44         |
| Larceny                 | 3,104        | 661          | 369          | 244        |
| Motor Vehicle Theft     | 355          | 57           | 17           | 15         |
| Arson                   | 36           | 10           | 3            | 11         |
| Simple Assault          | 1,300        | 879          | 493          | 136        |
| Intimidation            | 179          | 84           | 26           | 6          |
| Bribery                 | 1            | 0            | 0            | 0          |
| Counterfeiting/Forgery  | 158          | 61           | 35           | 2          |
| Vandalism               | 1,066        | 216          | 67           | 169        |
| Drug/Narcotics          | 597          | 476          | 395          | 130        |
| Drug Equipment          | 582          | 466          | 146          | 37         |
| Embezzlement            | 18           | 6            | 5            | 1          |
| Extortion/Blackmail     | 1            | 1            | 1            | 0          |
| Fraud                   | 199          | 53           | 18           | 7          |
| Gambling                | 2            | 1            | 1            | 0          |
| Kidnaping               | 29           | 17           | 8            | 5          |
| Pornography             | 4            | 0            | 0            | 0          |
| Prostitution            | 1            | 0            | 0            | 0          |
| Forcible Sodomy         | 10           | 4            | 0            | 2          |
| Sexual Assault w/Object | 2            | 1            | 0            | 0          |
| Forcible Fondling       | 78           | 43           | 21           | 3          |
| Incest                  | 0            | 0            | 0            | 0          |
| Statutory Rape          | 17           | 11           | 2            | 0          |
| Stolen Property         | 44           | 36           | 28           | 7          |
| Weapon Law Violation    | 98           | 68           | 20           | 19         |
| <b>Total Group "A"</b>  | <b>9,196</b> | <b>3,523</b> | <b>1,844</b> | <b>866</b> |

Total Offenses - 5 year trend



Total Arrests - 5 year trend



| Group "B" Arrests         | Arrests      |            |
|---------------------------|--------------|------------|
|                           | Adult        | Juvenile   |
| Bad Checks                | 19           | 0          |
| Curfew/Vagrancy           | 0            | 16         |
| Disorderly Conduct        | 143          | 27         |
| DUI                       | 758          | 16         |
| Drunkenness               | 3            | 0          |
| Family Offense-nonviolent | 27           | 0          |
| Liquor Law Violation      | 356          | 155        |
| Peeping Tom               | 0            | 0          |
| Runaways                  | 0            | 278        |
| Trespass                  | 34           | 2          |
| All Other Offenses        | 2,566        | 402        |
| <b>Total Group "B"</b>    | <b>3,906</b> | <b>896</b> |