

Rexburg Police Department

Population: 25,369
County: Madison

Offense Overview

- Offense total 488
- % change from 2004 1.0
- # of cleared offenses 205
- Percent cleared 42.0

- Group "A" Crime Rate per 100,000 population 1923.6

- Summary based reporting crime rate per 100,000 population is calculated for other state crime comparisons only. 989.4

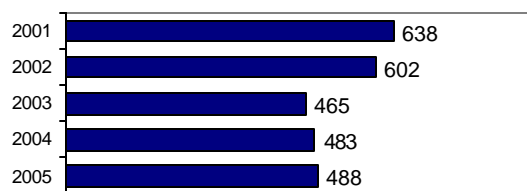
Arrest Overview

- Arrest total 512
- % change from 2004 **-16.9**
- Adult arrest total 384
- Juvenile arrest total 128

- Arrest Rate per 100,000 population 2018.2

Group "A" Offenses	Offenses		Arrests	
	# Reported	# Cleared	Adult	Juvenile
Murder	0	0	0	0
Negligent Manslaughter	0	0	0	0
Forcible Rape	4	2	1	0
Robbery	1	1	1	0
Aggravated Assault	8	4	2	1
Burglary	31	15	4	3
Larceny	197	48	20	25
Motor Vehicle Theft	9	4	1	0
Arson	1	0	0	0
Simple Assault	33	19	14	6
Intimidation	4	2	0	3
Bribery	0	0	0	0
Counterfeiting/Forgery	7	3	1	1
Vandalism	61	13	3	18
Drug/Narcotics	40	37	43	10
Drug Equipment	39	38	15	1
Embezzlement	7	6	1	0
Extortion/Blackmail	0	0	0	0
Fraud	32	7	5	0
Gambling	0	0	0	0
Kidnaping	1	1	1	0
Pornography	1	0	0	0
Prostitution	0	0	0	0
Forcible Sodomy	0	0	0	0
Sexual Assault w/Object	0	0	0	0
Forcible Fondling	1	0	0	0
Incest	0	0	0	0
Statutory Rape	4	2	1	0
Stolen Property	4	2	0	0
Weapon Law Violation	3	1	0	3
Total Group "A"	488	205	113	71

Total Offenses - 5 year trend



Total Arrests - 5 year trend



Group "B" Arrests	Arrests	
	Adult	Juvenile
Bad Checks	4	0
Curfew/Vagrancy	0	1
Disorderly Conduct	0	0
DUI	28	0
Drunkenness	3	0
Family Offense-nonviolent	0	0
Liquor Law Violation	79	20
Peeping Tom	0	0
Runaways	0	3
Trespass	5	1
All Other Offenses	152	32
Total Group "B"	271	57

Madison County Sheriff

Population: 6,205
County: Madison

Offense Overview

- Offense total 230
- % change from 2004 1.8
- # of cleared offenses 82
- Percent cleared 35.7

- Group "A" Crime Rate per 100,000 population 3706.7

- Summary based reporting crime rate per 100,000 population is calculated for other state crime comparisons only. 1321.5


Arrest Overview

- Arrest total 161
- % change from 2004 **-18.3**
- Adult arrest total 136
- Juvenile arrest total 25

- Arrest Rate per 100,000 population 2594.7

Group "A" Offenses	Offenses		Arrests	
	# Reported	# Cleared	Adult	Juvenile
Murder	0	0	0	0
Negligent Manslaughter	0	0	0	0
Forcible Rape	2	2	2	0
Robbery	1	1	0	1
Aggravated Assault	17	13	9	2
Burglary	12	2	4	0
Larceny	48	4	7	0
Motor Vehicle Theft	2	0	0	0
Arson	0	0	0	0
Simple Assault	10	5	5	0
Intimidation	2	1	1	0
Bribery	0	0	0	0
Counterfeiting/Forgery	1	1	1	0
Vandalism	47	2	2	0
Drug/Narcotics	34	23	22	5
Drug Equipment	35	25	9	4
Embezzlement	0	0	0	0
Extortion/Blackmail	0	0	0	0
Fraud	11	0	0	0
Gambling	0	0	0	0
Kidnaping	1	1	2	1
Pornography	0	0	0	0
Prostitution	0	0	0	0
Forcible Sodomy	0	0	1	0
Sexual Assault w/Object	1	0	0	0
Forcible Fondling	4	1	1	0
Incest	0	0	0	0
Statutory Rape	0	0	0	0
Stolen Property	0	0	0	0
Weapon Law Violation	2	1	1	0
Total Group "A"	230	82	67	13

Total Offenses - 5 year trend



Total Arrests - 5 year trend



Group "B" Arrests	Arrests	
	Adult	Juvenile
Bad Checks	1	0
Curfew/Vagrancy	0	0
Disorderly Conduct	0	0
DUI	36	2
Drunkenness	5	4
Family Offense-nonviolent	0	0
Liquor Law Violation	8	2
Peeping Tom	0	0
Runaways	0	0
Trespass	2	0
All Other Offenses	17	4
Total Group "B"	69	12

Madison County Total

Population: 31,574
County: Madison

Offense Overview

- Offense total 718
- % change from 2004 1.3
- # of cleared offenses 287
- Percent cleared 40.0

- Group "A" Crime Rate per 100,000 population 2274.0

- Summary based reporting crime rate per 100,000 population is calculated for other state crime comparisons only. 1054.7


Arrest Overview

- Arrest total 673
- % change from 2004 **-17.2**
- Adult arrest total 520
- Juvenile arrest total 153

- Arrest Rate per 100,000 population 2131.5

Group "A" Offenses	Offenses		Arrests	
	# Reported	# Cleared	Adult	Juvenile
Murder	0	0	0	0
Negligent Manslaughter	0	0	0	0
Forcible Rape	6	4	3	0
Robbery	2	2	1	1
Aggravated Assault	25	17	11	3
Burglary	43	17	8	3
Larceny	245	52	27	25
Motor Vehicle Theft	11	4	1	0
Arson	1	0	0	0
Simple Assault	43	24	19	6
Intimidation	6	3	1	3
Bribery	0	0	0	0
Counterfeiting/Forgery	8	4	2	1
Vandalism	108	15	5	18
Drug/Narcotics	74	60	65	15
Drug Equipment	74	63	24	5
Embezzlement	7	6	1	0
Extortion/Blackmail	0	0	0	0
Fraud	43	7	5	0
Gambling	0	0	0	0
Kidnaping	2	2	3	1
Pornography	1	0	0	0
Prostitution	0	0	0	0
Forcible Sodomy	0	0	1	0
Sexual Assault w/Object	1	0	0	0
Forcible Fondling	5	1	1	0
Incest	0	0	0	0
Statutory Rape	4	2	1	0
Stolen Property	4	2	0	0
Weapon Law Violation	5	2	1	3
Total Group "A"	718	287	180	84

Total Offenses - 5 year trend



Total Arrests - 5 year trend



Group "B" Arrests	Arrests	
	Adult	Juvenile
Bad Checks	5	0
Curfew/Vagrancy	0	1
Disorderly Conduct	0	0
DUI	64	2
Drunkenness	8	4
Family Offense-nonviolent	0	0
Liquor Law Violation	87	22
Peeping Tom	0	0
Runaways	0	3
Trespass	7	1
All Other Offenses	169	36
Total Group "B"	340	69