

Lewiston Police Department

Population: 31,826
County: Nez Perce

Offense Overview

- Offense total 2,527
- % change from 2004 -6.4
- # of cleared offenses 787
- Percent cleared 31.1

- Group "A" Crime Rate per 100,000 population 7940.0

- Summary based reporting crime rate per 100,000 population is calculated for other state crime comparisons only. 4530.9


Arrest Overview

- Arrest total 1,342
- % change from 2004 -17.1
- Adult arrest total 1,015
- Juvenile arrest total 327

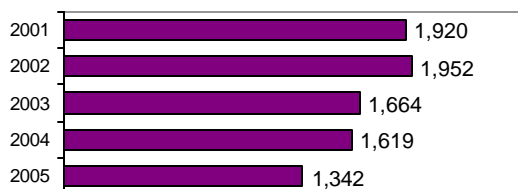
- Arrest Rate per 100,000 population 4216.7

Group "A" Offenses	Offenses		Arrests	
	# Reported	# Cleared	Adult	Juvenile
Murder	0	0	0	0
Negligent Manslaughter	0	0	0	0
Forcible Rape	9	1	0	0
Robbery	4	1	0	0
Aggravated Assault	26	16	12	3
Burglary	249	43	30	25
Larceny	1,077	215	133	106
Motor Vehicle Theft	73	8	2	0
Arson	4	0	0	0
Simple Assault	310	207	154	41
Intimidation	7	5	5	0
Bribery	0	0	0	0
Counterfeiting/Forgery	71	8	4	0
Vandalism	307	45	30	8
Drug/Narcotics	132	92	70	13
Drug Equipment	144	115	69	11
Embezzlement	17	4	2	0
Extortion/Blackmail	0	0	0	0
Fraud	21	0	2	0
Gambling	0	0	0	0
Kidnaping	1	1	1	0
Pornography	0	0	0	0
Prostitution	0	0	0	0
Forcible Sodomy	1	0	0	0
Sexual Assault w/Object	0	0	0	0
Forcible Fondling	42	6	0	2
Incest	1	0	0	0
Statutory Rape	2	0	0	0
Stolen Property	2	1	1	0
Weapon Law Violation	27	19	13	3
Total Group "A"	2,527	787	528	212

Total Offenses - 5 year trend



Total Arrests - 5 year trend



Group "B" Arrests	Arrests	
	Adult	Juvenile
Bad Checks	5	0
Curfew/Vagrancy	1	0
Disorderly Conduct	38	6
DUI	168	8
Drunkenness	1	0
Family Offense-nonviolent	23	0
Liquor Law Violation	168	84
Peeping Tom	0	0
Runaways	0	0
Trespass	47	4
All Other Offenses	36	13
Total Group "B"	487	115

Nez Perce County Sheriff

Population: 5,822
County: Nez Perce

Offense Overview

- Offense total 264
- % change from 2004 37.5
- # of cleared offenses 95
- Percent cleared 36.0

- Group "A" Crime Rate per 100,000 population 4534.5

- Summary based reporting crime rate per 100,000 population is calculated for other state crime comparisons only. 2318.8


Arrest Overview

- Arrest total 286
- % change from 2004 58.9
- Adult arrest total 258
- Juvenile arrest total 28

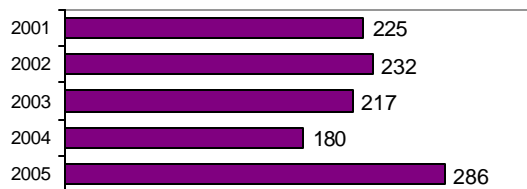
- Arrest Rate per 100,000 population 4912.4

Group "A" Offenses	Offenses		Arrests	
	# Reported	# Cleared	Adult	Juvenile
Murder	1	1	1	0
Negligent Manslaughter	0	0	0	0
Forcible Rape	0	0	0	0
Robbery	0	0	0	0
Aggravated Assault	2	2	2	0
Burglary	35	1	0	0
Larceny	94	5	3	2
Motor Vehicle Theft	3	0	0	0
Arson	0	0	0	0
Simple Assault	49	39	33	3
Intimidation	0	0	0	0
Bribery	0	0	0	0
Counterfeiting/Forgery	5	1	0	0
Vandalism	28	7	6	1
Drug/Narcotics	18	17	14	4
Drug Equipment	20	18	17	0
Embezzlement	0	0	0	0
Extortion/Blackmail	0	0	0	0
Fraud	0	0	0	0
Gambling	0	0	0	0
Kidnaping	0	0	0	0
Pornography	0	0	0	0
Prostitution	0	0	0	0
Forcible Sodomy	3	1	0	0
Sexual Assault w/Object	0	0	0	0
Forcible Fondling	4	1	0	0
Incest	0	0	0	0
Statutory Rape	0	0	0	0
Stolen Property	0	0	0	0
Weapon Law Violation	2	2	1	1
Total Group "A"	264	95	77	11

Total Offenses - 5 year trend



Total Arrests - 5 year trend



Group "B" Arrests	Arrests	
	Adult	Juvenile
Bad Checks	0	0
Curfew/Vagrancy	0	0
Disorderly Conduct	2	0
DUI	53	0
Drunkenness	0	0
Family Offense-nonviolent	2	0
Liquor Law Violation	37	16
Peeping Tom	0	0
Runaways	0	0
Trespass	3	0
All Other Offenses	84	1
Total Group "B"	181	17

Nez Perce County Total

Population: 37,648
County: Nez Perce

Offense Overview

- Offense total 2,791
- % change from 2004 **-3.5**
- # of cleared offenses 882
- Percent cleared 31.6

- Group "A" Crime Rate per 100,000 population 7413.4

- Summary based reporting crime rate per 100,000 population is calculated for other state crime comparisons only. 4188.8

Arrest Overview

- Arrest total 1,628
- % change from 2004 **-9.5**
- Adult arrest total 1,273
- Juvenile arrest total 355

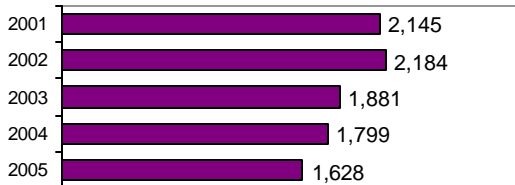
- Arrest Rate per 100,000 population 4324.3

Group "A" Offenses	Offenses		Arrests	
	# Reported	# Cleared	Adult	Juvenile
Murder	1	1	1	0
Negligent Manslaughter	0	0	0	0
Forcible Rape	9	1	0	0
Robbery	4	1	0	0
Aggravated Assault	28	18	14	3
Burglary	284	44	30	25
Larceny	1,171	220	136	108
Motor Vehicle Theft	76	8	2	0
Arson	4	0	0	0
Simple Assault	359	246	187	44
Intimidation	7	5	5	0
Bribery	0	0	0	0
Counterfeiting/Forgery	76	9	4	0
Vandalism	335	52	36	9
Drug/Narcotics	150	109	84	17
Drug Equipment	164	133	86	11
Embezzlement	17	4	2	0
Extortion/Blackmail	0	0	0	0
Fraud	21	0	2	0
Gambling	0	0	0	0
Kidnaping	1	1	1	0
Pornography	0	0	0	0
Prostitution	0	0	0	0
Forcible Sodomy	4	1	0	0
Sexual Assault w/Object	0	0	0	0
Forcible Fondling	46	7	0	2
Incest	1	0	0	0
Statutory Rape	2	0	0	0
Stolen Property	2	1	1	0
Weapon Law Violation	29	21	14	4
Total Group "A"	2,791	882	605	223

Total Offenses - 5 year trend



Total Arrests - 5 year trend



Group "B" Arrests	Arrests	
	Adult	Juvenile
Bad Checks	5	0
Curfew/Vagrancy	1	0
Disorderly Conduct	40	6
DUI	221	8
Drunkenness	1	0
Family Offense-nonviolent	25	0
Liquor Law Violation	205	100
Peeping Tom	0	0
Runaways	0	0
Trespass	50	4
All Other Offenses	120	14
Total Group "B"	668	132