

Weiser Police Department

Population: 5,554
County: Washington

Offense Overview

- Offense total 132
- % change from 2004 **-60.5**
- # of cleared offenses 70
- Percent cleared 53.0

- Group "A" Crime Rate per 100,000 population 2376.7

- Summary based reporting crime rate per 100,000 population is calculated for other state crime comparisons only. 1044.3

Arrest Overview

- Arrest total 198
- % change from 2004 **-24.7**
- Adult arrest total 138
- Juvenile arrest total 60

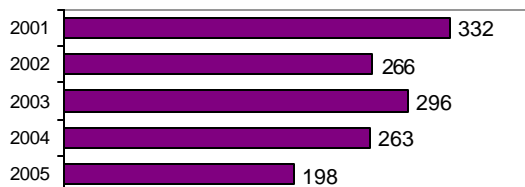
- Arrest Rate per 100,000 population 3565.0

Group "A" Offenses	Offenses		Arrests	
	# Reported	# Cleared	Adult	Juvenile
Murder	0	0	0	0
Negligent Manslaughter	0	0	0	0
Forcible Rape	0	0	0	0
Robbery	0	0	0	0
Aggravated Assault	10	5	3	2
Burglary	11	3	1	3
Larceny	33	17	8	13
Motor Vehicle Theft	3	2	4	0
Arson	1	0	0	0
Simple Assault	35	27	15	7
Intimidation	4	3	2	2
Bribery	0	0	0	0
Counterfeiting/Forgery	3	1	1	0
Vandalism	19	3	1	3
Drug/Narcotics	4	2	3	0
Drug Equipment	4	3	3	0
Embezzlement	0	0	0	0
Extortion/Blackmail	0	0	0	0
Fraud	0	0	0	0
Gambling	0	0	0	0
Kidnaping	0	0	0	0
Pornography	0	0	0	0
Prostitution	0	0	0	0
Forcible Sodomy	0	0	0	0
Sexual Assault w/Object	0	0	0	0
Forcible Fondling	4	3	1	3
Incest	0	0	0	0
Statutory Rape	0	0	0	0
Stolen Property	0	0	0	0
Weapon Law Violation	1	1	1	0
Total Group "A"	132	70	43	33

Total Offenses - 5 year trend



Total Arrests - 5 year trend



Group "B" Arrests	Arrests	
	Adult	Juvenile
Bad Checks	2	0
Curfew/Vagrancy	0	0
Disorderly Conduct	11	0
DUI	12	1
Drunkenness	0	0
Family Offense-nonviolent	0	0
Liquor Law Violation	24	13
Peeping Tom	0	0
Runaways	0	2
Trespass	5	1
All Other Offenses	41	10
Total Group "B"	95	27

Washington County Sheriff

Population: 4,764
County: Washington

Offense Overview

- Offense total 76
- % change from 2004 **-6.2**
- # of cleared offenses 44
- Percent cleared 57.9

- Group "A" Crime Rate per 100,000 population 1595.3

- Summary based reporting crime rate per 100,000 population is calculated for other state crime comparisons only. 734.7

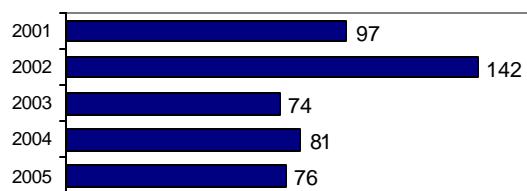
Arrest Overview

- Arrest total 209
- % change from 2004 **-0.5**
- Adult arrest total 190
- Juvenile arrest total 19

- Arrest Rate per 100,000 population 4387.1

Group "A" Offenses	Offenses		Arrests	
	# Reported	# Cleared	Adult	Juvenile
Murder	0	0	0	0
Negligent Manslaughter	0	0	0	0
Forcible Rape	0	0	0	0
Robbery	0	0	0	0
Aggravated Assault	5	4	3	1
Burglary	20	5	3	0
Larceny	9	4	4	0
Motor Vehicle Theft	1	0	0	0
Arson	0	0	0	0
Simple Assault	8	8	6	1
Intimidation	0	0	0	0
Bribery	0	0	0	0
Counterfeiting/Forgery	0	0	0	0
Vandalism	11	7	2	5
Drug/Narcotics	9	7	4	1
Drug Equipment	9	7	5	0
Embezzlement	0	0	0	0
Extortion/Blackmail	0	0	0	0
Fraud	1	0	0	0
Gambling	0	0	0	0
Kidnaping	0	0	0	0
Pornography	0	0	0	0
Prostitution	0	0	0	0
Forcible Sodomy	0	0	0	0
Sexual Assault w/Object	0	0	0	0
Forcible Fondling	1	1	1	0
Incest	0	0	0	0
Statutory Rape	0	0	0	0
Stolen Property	1	0	0	0
Weapon Law Violation	1	1	1	0
Total Group "A"	76	44	29	8

Total Offenses - 5 year trend



Total Arrests - 5 year trend



Group "B" Arrests	Arrests	
	Adult	Juvenile
Bad Checks	0	0
Curfew/Vagrancy	1	0
Disorderly Conduct	3	0
DUI	6	0
Drunkenness	0	0
Family Offense-nonviolent	0	0
Liquor Law Violation	11	3
Peeping Tom	0	0
Runaways	0	0
Trespass	6	0
All Other Offenses	134	8
Total Group "B"	161	11

Washington County Total

Population: 10,318
County: Washington

Offense Overview

- Offense total 208
- % change from 2004 **-49.9**
- # of cleared offenses 114
- Percent cleared 54.8

- Group "A" Crime Rate per 100,000 population 2015.9

- Summary based reporting crime rate per 100,000 population is calculated for other state crime comparisons only. 901.3

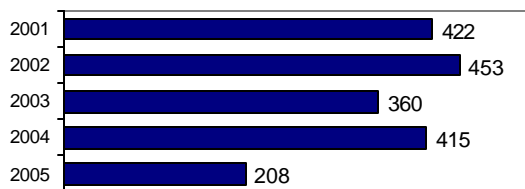
Arrest Overview

- Arrest total 407
- % change from 2004 **-14.0**
- Adult arrest total 328
- Juvenile arrest total 79

- Arrest Rate per 100,000 population 3944.6

Group "A" Offenses	Offenses		Arrests	
	# Reported	# Cleared	Adult	Juvenile
Murder	0	0	0	0
Negligent Manslaughter	0	0	0	0
Forcible Rape	0	0	0	0
Robbery	0	0	0	0
Aggravated Assault	15	9	6	3
Burglary	31	8	4	3
Larceny	42	21	12	13
Motor Vehicle Theft	4	2	4	0
Arson	1	0	0	0
Simple Assault	43	35	21	8
Intimidation	4	3	2	2
Bribery	0	0	0	0
Counterfeiting/Forgery	3	1	1	0
Vandalism	30	10	3	8
Drug/Narcotics	13	9	7	1
Drug Equipment	13	10	8	0
Embezzlement	0	0	0	0
Extortion/Blackmail	0	0	0	0
Fraud	1	0	0	0
Gambling	0	0	0	0
Kidnaping	0	0	0	0
Pornography	0	0	0	0
Prostitution	0	0	0	0
Forcible Sodomy	0	0	0	0
Sexual Assault w/Object	0	0	0	0
Forcible Fondling	5	4	2	3
Incest	0	0	0	0
Statutory Rape	0	0	0	0
Stolen Property	1	0	0	0
Weapon Law Violation	2	2	2	0
Total Group "A"	208	114	72	41

Total Offenses - 5 year trend



Total Arrests - 5 year trend



Group "B" Arrests	Arrests	
	Adult	Juvenile
Bad Checks	2	0
Curfew/Vagrancy	1	0
Disorderly Conduct	14	0
DUI	18	1
Drunkenness	0	0
Family Offense-nonviolent	0	0
Liquor Law Violation	35	16
Peeping Tom	0	0
Runaways	0	2
Trespass	11	1
All Other Offenses	175	18
Total Group "B"	256	38