

Agency 2007 Crime Report

Boise Police Department

Population: 199,104
County: Ada

Offense Overview

- Offense total 16,036
- % change from 2006 **-8.6**
- # of cleared offenses 5,336
- Percent cleared 33.3

- Group "A" Crime Rate per 100,000 population 8054.1

- Summary based reporting crime rate per 100,000 population is calculated for other state crime comparisons only. 3505.2

Arrest Overview

- Arrest total 10,896
- % change from 2006 **-9.3**
- Adult arrest total 8,144
- Juvenile arrest total 2,752


- Arrest Rate per 100,000 population 5472.5

Group "A" Offenses	Offenses		Arrests	
	# Reported	# Cleared	Adult	Juvenile
Murder	10	9	7	1
Negligent Manslaughter	0	0	0	0
Forcible Rape	124	31	12	6
Robbery	68	26	25	7
Aggravated Assault	449	285	176	33
Burglary	1,029	85	91	32
Larceny	4,834	984	589	595
Motor Vehicle Theft	385	60	34	27
Arson	80	27	13	31
Simple Assault	1,883	1,120	742	185
Intimidation	349	91	39	22
Bribery	1	0	0	0
Counterfeiting/Forgery	364	66	57	4
Vandalism	2,845	291	136	97
Drug/Narcotics	1,062	949	641	159
Drug Equipment	882	802	370	73
Embezzlement	137	45	40	13
Extortion/Blackmail	6	1	0	0
Fraud	978	134	93	21
Gambling	0	0	0	0
Kidnapping	65	27	6	2
Pornography	12	3	0	1
Prostitution	5	2	4	0
Forcible Sodomy	29	11	3	5
Sexual Assault w/Object	23	6	1	1
Forcible Fondling	55	17	13	3
Incest	2	0	0	0
Statutory Rape	38	12	8	0
Stolen Property	74	48	27	1
Weapon Law Violation	247	204	103	32
Total Group "A"	16,036	5,336	3,230	1,351

Total Offenses - 5 year trend



Total Arrests - 5 year trend



Group "B" Arrests	Arrests	
	Adult	Juvenile
Bad Checks	8	0
Curfew/Vagrancy	2	100
Disorderly Conduct	374	84
DUI	1,905	52
Drunkenness	217	2
Family Offense-nonviolent	36	0
Liquor Law Violation	425	157
Peeping Tom	2	0
Runaways	0	590
Trespass	91	20
All Other Offenses	1,854	396
Total Group "B"	4,914	1,401

Agency 2007 Crime Report

Garden City Police Department

Population: 11,452
County: Ada

Offense Overview

- Offense total 1,290
- % change from 2006 0.9
- # of cleared offenses 667
- Percent cleared 51.7

- Group "A" Crime Rate per 100,000 population 11264.4

- Summary based reporting crime rate per 100,000 population is calculated for other state crime comparisons only. 4374.8

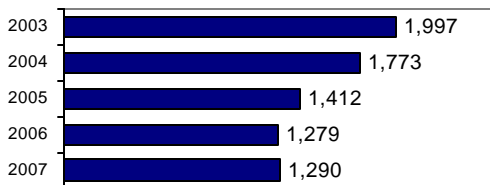
Arrest Overview

- Arrest total 1,257
- % change from 2006 13.7
- Adult arrest total 1,095
- Juvenile arrest total 162

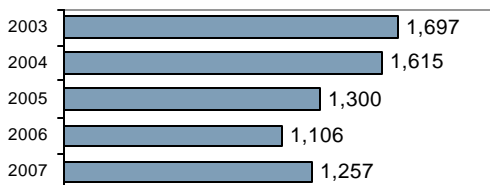
- Arrest Rate per 100,000 population 10976.2

Group "A" Offenses	Offenses		Arrests	
	# Reported	# Cleared	Adult	Juvenile
Murder	0	0	0	0
Negligent Manslaughter	0	0	0	0
Forcible Rape	10	4	1	0
Robbery	6	1	1	1
Aggravated Assault	48	41	21	3
Burglary	87	9	5	4
Larceny	307	92	57	22
Motor Vehicle Theft	39	10	6	0
Arson	4	1	0	0
Simple Assault	203	175	111	12
Intimidation	14	8	4	1
Bribery	0	0	0	0
Counterfeiting/Forgery	16	6	8	0
Vandalism	189	22	12	3
Drug/Narcotics	138	128	70	8
Drug Equipment	143	128	99	3
Embezzlement	16	11	7	0
Extortion/Blackmail	0	0	0	0
Fraud	40	16	5	0
Gambling	0	0	0	0
Kidnapping	1	0	0	0
Pornography	0	0	0	0
Prostitution	0	0	0	0
Forcible Sodomy	0	0	0	0
Sexual Assault w/Object	2	0	0	0
Forcible Fondling	11	6	6	0
Incest	0	0	0	0
Statutory Rape	1	1	0	0
Stolen Property	2	1	0	0
Weapon Law Violation	13	7	6	1
Total Group "A"	1,290	667	419	58

Total Offenses - 5 year trend



Total Arrests - 5 year trend



Group "B" Arrests	Arrests	
	Adult	Juvenile
Bad Checks	7	1
Curfew/Vagrancy	0	17
Disorderly Conduct	38	2
DUI	151	4
Drunkenness	10	0
Family Offense-nonviolent	17	0
Liquor Law Violation	59	21
Peeping Tom	0	0
Runaways	0	9
Trespass	25	4
All Other Offenses	369	46
Total Group "B"	676	104

Agency 2007 Crime Report

Meridian Police Department

Population: 64,294
County: Ada

Offense Overview

- Offense total 2,930
- % change from 2006 -1.2
- # of cleared offenses 1,372
- Percent cleared 46.8

- Group "A" Crime Rate per 100,000 population 4557.2

- Summary based reporting crime rate per 100,000 population is calculated for other state crime comparisons only. 2023.5


Arrest Overview

- Arrest total 2,382
- % change from 2006 13.9
- Adult arrest total 1,484
- Juvenile arrest total 898

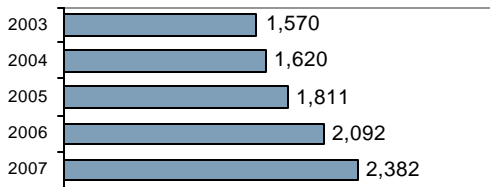
- Arrest Rate per 100,000 population 3704.9

Group "A" Offenses	Offenses		Arrests	
	# Reported	# Cleared	Adult	Juvenile
Murder	0	0	0	0
Negligent Manslaughter	1	1	0	0
Forcible Rape	26	10	3	4
Robbery	8	5	7	1
Aggravated Assault	84	63	40	13
Burglary	189	26	22	26
Larceny	909	260	132	155
Motor Vehicle Theft	68	23	3	12
Arson	17	4	0	12
Simple Assault	437	356	171	57
Intimidation	39	25	5	2
Bribery	0	0	0	0
Counterfeiting/Forgery	70	23	10	1
Vandalism	445	105	60	39
Drug/Narcotics	182	177	129	64
Drug Equipment	180	176	63	19
Embezzlement	29	18	14	7
Extortion/Blackmail	2	1	0	0
Fraud	167	42	22	7
Gambling	0	0	0	0
Kidnapping	6	5	0	0
Pornography	1	1	1	0
Prostitution	0	0	0	0
Forcible Sodomy	1	0	0	0
Sexual Assault w/Object	9	6	4	2
Forcible Fondling	10	6	6	3
Incest	0	0	0	0
Statutory Rape	9	5	3	0
Stolen Property	14	12	4	9
Weapon Law Violation	27	22	9	4
Total Group "A"	2,930	1,372	708	437

Total Offenses - 5 year trend



Total Arrests - 5 year trend



Group "B" Arrests	Arrests	
	Adult	Juvenile
Bad Checks	9	0
Curfew/Vagrancy	0	52
Disorderly Conduct	25	22
DUI	273	6
Drunkenness	1	0
Family Offense-nonviolent	2	0
Liquor Law Violation	82	70
Peeping Tom	0	0
Runaways	0	96
Trespass	16	6
All Other Offenses	368	209
Total Group "B"	776	461

Agency 2007 Crime Report

Ada County Sheriff

Population: 94,599
County: Ada

Offense Overview

- Offense total 3,553
- % change from 2006 11.3
- # of cleared offenses 1,680
- Percent cleared 47.3

- Group "A" Crime Rate per 100,000 population 3755.9

- Summary based reporting crime rate per 100,000 population is calculated for other state crime comparisons only. 1549.7


Arrest Overview

- Arrest total 6,919
- % change from 2006 21.9
- Adult arrest total 5,879
- Juvenile arrest total 1,040


- Arrest Rate per 100,000 population 7314.0

Group "A" Offenses	Offenses		Arrests	
	# Reported	# Cleared	Adult	Juvenile
Murder	4	4	4	0
Negligent Manslaughter	0	0	0	0
Forcible Rape	21	16	5	1
Robbery	5	4	3	0
Aggravated Assault	136	99	45	12
Burglary	289	54	36	45
Larceny	911	200	88	177
Motor Vehicle Theft	67	19	9	7
Arson	33	5	6	2
Simple Assault	594	435	188	58
Intimidation	95	47	22	4
Bribery	1	0	0	0
Counterfeiting/Forgery	79	35	39	5
Vandalism	524	114	42	57
Drug/Narcotics	274	249	194	43
Drug Equipment	243	228	75	37
Embezzlement	8	3	2	1
Extortion/Blackmail	0	0	0	0
Fraud	103	35	22	2
Gambling	0	0	0	0
Kidnapping	10	6	3	0
Pornography	2	1	1	0
Prostitution	1	0	0	0
Forcible Sodomy	13	8	1	2
Sexual Assault w/Object	8	7	0	1
Forcible Fondling	50	41	14	15
Incest	0	0	0	0
Statutory Rape	17	11	2	0
Stolen Property	25	23	12	1
Weapon Law Violation	40	36	11	9
Total Group "A"	3,553	1,680	824	479

Total Offenses - 5 year trend



Total Arrests - 5 year trend



Group "B" Arrests	Arrests	
	Adult	Juvenile
Bad Checks	13	0
Curfew/Vagrancy	0	171
Disorderly Conduct	11	4
DUI	406	5
Drunkenness	2	0
Family Offense-nonviolent	27	0
Liquor Law Violation	133	124
Peeping Tom	1	0
Runaways	0	138
Trespass	28	5
All Other Offenses	4,434	114
Total Group "B"	5,055	561

Agency 2007 Crime Report

Ada County Total

Population: 369,449
County: Ada

Offense Overview

- Offense total 23,809
- % change from 2006 **-4.7**
- # of cleared offenses 9,055
- Percent cleared 38.0

- Group "A" Crime Rate per 100,000 population 6444.5

- Summary based reporting crime rate per 100,000 population is calculated for other state crime comparisons only. 2773.6

Arrest Overview

- Arrest total 21,454
- % change from 2006 2.7
- Adult arrest total 16,602
- Juvenile arrest total 4,852

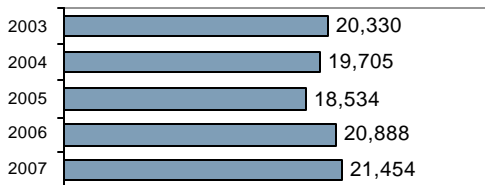
- Arrest Rate per 100,000 population 5807.0

Group "A" Offenses	Offenses		Arrests	
	# Reported	# Cleared	Adult	Juvenile
Murder	14	13	11	1
Negligent Manslaughter	1	1	0	0
Forcible Rape	181	61	21	11
Robbery	87	36	36	9
Aggravated Assault	717	488	282	61
Burglary	1,594	174	154	107
Larceny	6,961	1,536	866	949
Motor Vehicle Theft	559	112	52	46
Arson	134	37	19	45
Simple Assault	3,117	2,086	1,212	312
Intimidation	497	171	70	29
Bribery	2	0	0	0
Counterfeiting/Forgery	529	130	114	10
Vandalism	4,003	532	250	196
Drug/Narcotics	1,656	1,503	1,034	274
Drug Equipment	1,448	1,334	607	132
Embezzlement	190	77	63	21
Extortion/Blackmail	8	2	0	0
Fraud	1,288	227	142	30
Gambling	0	0	0	0
Kidnapping	82	38	9	2
Pornography	15	5	2	1
Prostitution	6	2	4	0
Forcible Sodomy	43	19	4	7
Sexual Assault w/Object	42	19	5	4
Forcible Fondling	126	70	39	21
Incest	2	0	0	0
Statutory Rape	65	29	13	0
Stolen Property	115	84	43	11
Weapon Law Violation	327	269	129	46
Total Group "A"	23,809	9,055	5,181	2,325

Total Offenses - 5 year trend



Total Arrests - 5 year trend



Group "B" Arrests	Arrests	
	Adult	Juvenile
Bad Checks	37	1
Curfew/Vagrancy	2	340
Disorderly Conduct	448	112
DUI	2,735	67
Drunkenness	230	2
Family Offense-nonviolent	82	0
Liquor Law Violation	699	372
Peeping Tom	3	0
Runaways	0	833
Trespass	160	35
All Other Offenses	7,025	765
Total Group "B"	11,421	2,527