

Agency 2007 Crime Report

Idaho City Police Department

Population: 495
County: Boise

Offense Overview

- Offense total 44
- % change from 2006 22.2
- # of cleared offenses 15
- Percent cleared 34.1

- Group "A" Crime Rate per 100,000 population 8888.9

- Summary based reporting crime rate per 100,000 population is calculated for other state crime comparisons only. 2626.3


Arrest Overview

- Arrest total 26
- % change from 2006 -23.5
- Adult arrest total 19
- Juvenile arrest total 7


- Arrest Rate per 100,000 population 5252.5

Group "A" Offenses	Offenses		Arrests	
	# Reported	# Cleared	Adult	Juvenile
Murder	0	0	0	0
Negligent Manslaughter	0	0	0	0
Forcible Rape	0	0	0	0
Robbery	0	0	0	0
Aggravated Assault	2	0	0	0
Burglary	3	0	0	0
Larceny	8	0	0	0
Motor Vehicle Theft	0	0	0	0
Arson	0	0	0	0
Simple Assault	5	3	2	0
Intimidation	0	0	0	0
Bribery	0	0	0	0
Counterfeiting/Forgery	0	0	0	0
Vandalism	8	2	1	0
Drug/Narcotics	8	5	5	0
Drug Equipment	7	5	0	0
Embezzlement	0	0	0	0
Extortion/Blackmail	0	0	0	0
Fraud	2	0	0	0
Gambling	0	0	0	0
Kidnapping	0	0	0	0
Pornography	0	0	0	0
Prostitution	0	0	0	0
Forcible Sodomy	0	0	0	0
Sexual Assault w/Object	0	0	0	0
Forcible Fondling	1	0	0	0
Incest	0	0	0	0
Statutory Rape	0	0	0	0
Stolen Property	0	0	0	0
Weapon Law Violation	0	0	0	0
Total Group "A"	44	15	8	0

Total Offenses - 5 year trend



Total Arrests - 5 year trend



Group "B" Arrests	Arrests	
	Adult	Juvenile
Bad Checks	0	0
Curfew/Vagrancy	0	0
Disorderly Conduct	0	0
DUI	4	0
Drunkenness	0	0
Family Offense-nonviolent	0	0
Liquor Law Violation	1	3
Peeping Tom	0	0
Runaways	0	0
Trespass	0	0
All Other Offenses	6	4
Total Group "B"	11	7

Agency 2007 Crime Report

Boise County Sheriff

Population: 7,318
County: Boise

Offense Overview

- Offense total 367
- % change from 2006 47.4
- # of cleared offenses 122
- Percent cleared 33.2

- Group "A" Crime Rate per 100,000 population 5015.0

- Summary based reporting crime rate per 100,000 population is calculated for other state crime comparisons only. 2063.4

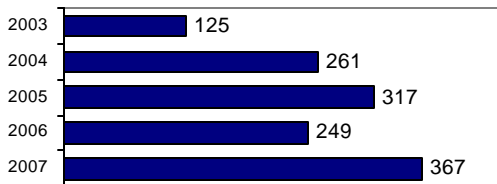
Arrest Overview

- Arrest total 248
- % change from 2006 376.9
- Adult arrest total 211
- Juvenile arrest total 37


- Arrest Rate per 100,000 population 3388.9

Group "A" Offenses	Offenses		Arrests	
	# Reported	# Cleared	Adult	Juvenile
Murder	0	0	0	0
Negligent Manslaughter	0	0	0	0
Forcible Rape	3	0	0	0
Robbery	1	0	0	0
Aggravated Assault	10	6	4	0
Burglary	35	4	5	0
Larceny	89	6	4	0
Motor Vehicle Theft	9	1	0	0
Arson	4	4	4	0
Simple Assault	85	32	17	1
Intimidation	0	0	0	0
Bribery	0	0	0	0
Counterfeiting/Forgery	4	1	1	0
Vandalism	37	2	1	1
Drug/Narcotics	34	30	29	1
Drug Equipment	34	33	14	4
Embezzlement	0	0	0	0
Extortion/Blackmail	0	0	0	0
Fraud	12	1	1	0
Gambling	0	0	0	0
Kidnapping	2	0	0	0
Pornography	0	0	0	0
Prostitution	0	0	0	0
Forcible Sodomy	0	0	0	0
Sexual Assault w/Object	0	0	0	0
Forcible Fondling	5	1	1	0
Incest	0	0	0	0
Statutory Rape	0	0	0	0
Stolen Property	0	0	0	0
Weapon Law Violation	3	1	0	0
Total Group "A"	367	122	81	7

Total Offenses - 5 year trend



Total Arrests - 5 year trend



Group "B" Arrests	Arrests	
	Adult	Juvenile
Bad Checks	2	0
Curfew/Vagrancy	0	0
Disorderly Conduct	0	0
DUI	19	0
Drunkenness	0	0
Family Offense-nonviolent	1	0
Liquor Law Violation	60	20
Peeping Tom	0	0
Runaways	0	0
Trespass	2	0
All Other Offenses	46	10
Total Group "B"	130	30

Agency 2007 Crime Report

Boise County Total

Population: 7,813
County: Boise

Offense Overview

- Offense total 411
- % change from 2006 44.2
- # of cleared offenses 137
- Percent cleared 33.3

- Group "A" Crime Rate per 100,000 population 5260.5

- Summary based reporting crime rate per 100,000 population is calculated for other state crime comparisons only. 2099.1

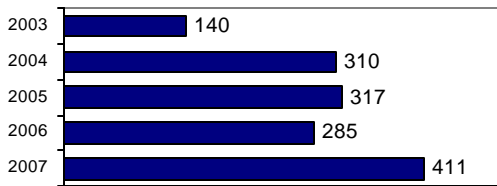
Arrest Overview

- Arrest total 274
- % change from 2006 218.6
- Adult arrest total 230
- Juvenile arrest total 44

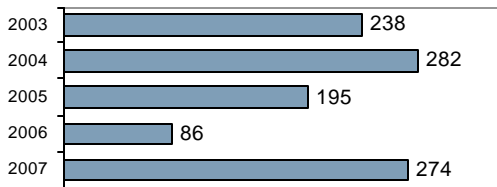
- Arrest Rate per 100,000 population 3507.0

Group "A" Offenses	Offenses		Arrests	
	# Reported	# Cleared	Adult	Juvenile
Murder	0	0	0	0
Negligent Manslaughter	0	0	0	0
Forcible Rape	3	0	0	0
Robbery	1	0	0	0
Aggravated Assault	12	6	4	0
Burglary	38	4	5	0
Larceny	97	6	4	0
Motor Vehicle Theft	9	1	0	0
Arson	4	4	4	0
Simple Assault	90	35	19	1
Intimidation	0	0	0	0
Bribery	0	0	0	0
Counterfeiting/Forgery	4	1	1	0
Vandalism	45	4	2	1
Drug/Narcotics	42	35	34	1
Drug Equipment	41	38	14	4
Embezzlement	0	0	0	0
Extortion/Blackmail	0	0	0	0
Fraud	14	1	1	0
Gambling	0	0	0	0
Kidnapping	2	0	0	0
Pornography	0	0	0	0
Prostitution	0	0	0	0
Forcible Sodomy	0	0	0	0
Sexual Assault w/Object	0	0	0	0
Forcible Fondling	6	1	1	0
Incest	0	0	0	0
Statutory Rape	0	0	0	0
Stolen Property	0	0	0	0
Weapon Law Violation	3	1	0	0
Total Group "A"	411	137	89	7

Total Offenses - 5 year trend



Total Arrests - 5 year trend



Group "B" Arrests	Arrests	
	Adult	Juvenile
Bad Checks	2	0
Curfew/Vagrancy	0	0
Disorderly Conduct	0	0
DUI	23	0
Drunkenness	0	0
Family Offense-nonviolent	1	0
Liquor Law Violation	61	23
Peeping Tom	0	0
Runaways	0	0
Trespass	2	0
All Other Offenses	52	14
Total Group "B"	141	37