

Agency 2007 Crime Report

Idaho Falls Police Department

Population: 53,049
County: Bonneville

Offense Overview

- Offense total 4,113
- % change from 2006 -6.7
- # of cleared offenses 1,745
- Percent cleared 42.4

- Group "A" Crime Rate per 100,000 population 7753.2

- Summary based reporting crime rate per 100,000 population is calculated for other state crime comparisons only. 4105.6

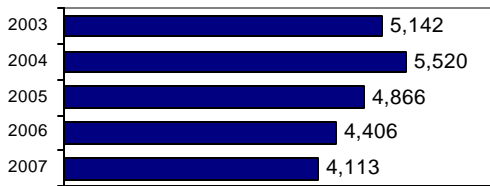
Arrest Overview

- Arrest total 4,004
- % change from 2006 -7.9
- Adult arrest total 2,836
- Juvenile arrest total 1,168

- Arrest Rate per 100,000 population 7547.7

Group "A" Offenses	Offenses		Arrests	
	# Reported	# Cleared	Adult	Juvenile
Murder	0	0	0	0
Negligent Manslaughter	0	0	0	0
Forcible Rape	32	14	5	1
Robbery	16	3	2	2
Aggravated Assault	174	116	58	17
Burglary	375	56	27	31
Larceny	1,446	370	221	203
Motor Vehicle Theft	118	35	12	25
Arson	17	4	0	6
Simple Assault	838	549	301	92
Intimidation	48	15	8	2
Bribery	0	0	0	0
Counterfeiting/Forgery	43	10	2	0
Vandalism	178	37	8	13
Drug/Narcotics	253	204	179	44
Drug Equipment	231	217	93	13
Embezzlement	7	1	2	0
Extortion/Blackmail	3	0	0	0
Fraud	142	13	7	6
Gambling	1	1	0	0
Kidnapping	33	15	9	2
Pornography	1	0	0	0
Prostitution	0	0	0	0
Forcible Sodomy	1	1	0	0
Sexual Assault w/Object	1	1	0	0
Forcible Fondling	66	30	14	5
Incest	0	0	0	0
Statutory Rape	9	4	0	0
Stolen Property	39	26	11	15
Weapon Law Violation	41	23	14	7
Total Group "A"	4,113	1,745	973	484

Total Offenses - 5 year trend



Total Arrests - 5 year trend



Group "B" Arrests	Arrests	
	Adult	Juvenile
Bad Checks	9	0
Curfew/Vagrancy	2	111
Disorderly Conduct	157	48
DUI	327	4
Drunkenness	11	0
Family Offense-nonviolent	0	0
Liquor Law Violation	244	112
Peeping Tom	0	0
Runaways	0	203
Trespass	20	13
All Other Offenses	1,093	193
Total Group "B"	1,863	684

Agency 2007 Crime Report

Bonneville County Sheriff

Population: 43,810
County: Bonneville

Offense Overview

- Offense total 2,626
- % change from 2006 61.9
- # of cleared offenses 1,010
- Percent cleared 38.5

- Group "A" Crime Rate per 100,000 population 5994.1

- Summary based reporting crime rate per 100,000 population is calculated for other state crime comparisons only. 2449.2

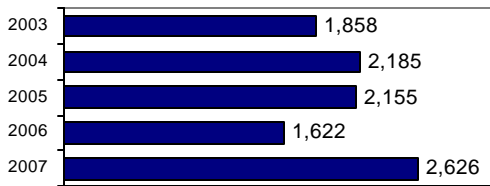
Arrest Overview

- Arrest total 1,561
- % change from 2006 58.2
- Adult arrest total 1,171
- Juvenile arrest total 390

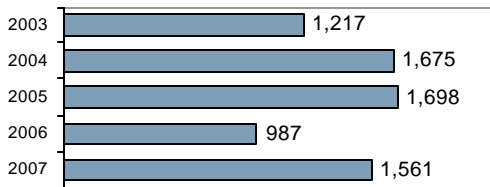
- Arrest Rate per 100,000 population 3563.1

Group "A" Offenses	Offenses		Arrests	
	# Reported	# Cleared	Adult	Juvenile
Murder	1	0	0	0
Negligent Manslaughter	0	0	0	0
Forcible Rape	10	8	0	0
Robbery	1	1	0	0
Aggravated Assault	86	63	39	4
Burglary	231	30	15	21
Larceny	657	134	47	68
Motor Vehicle Theft	77	24	4	6
Arson	10	1	0	0
Simple Assault	528	354	133	26
Intimidation	76	29	9	1
Bribery	0	0	0	0
Counterfeiting/Forgery	16	8	3	0
Vandalism	460	97	19	23
Drug/Narcotics	180	110	109	15
Drug Equipment	85	80	28	10
Embezzlement	9	3	1	0
Extortion/Blackmail	1	1	0	0
Fraud	111	18	3	5
Gambling	0	0	0	0
Kidnapping	18	9	4	0
Pornography	2	1	0	0
Prostitution	0	0	0	0
Forcible Sodomy	0	0	0	0
Sexual Assault w/Object	4	3	0	0
Forcible Fondling	20	6	0	0
Incest	0	0	0	0
Statutory Rape	4	3	8	0
Stolen Property	14	10	4	4
Weapon Law Violation	25	17	5	4
Total Group "A"	2,626	1,010	431	187

Total Offenses - 5 year trend



Total Arrests - 5 year trend



Group "B" Arrests	Arrests	
	Adult	Juvenile
Bad Checks	4	0
Curfew/Vagrancy	0	0
Disorderly Conduct	27	18
DUI	75	8
Drunkenness	0	0
Family Offense-nonviolent	19	0
Liquor Law Violation	47	42
Peeping Tom	0	0
Runaways	0	58
Trespass	11	11
All Other Offenses	557	66
Total Group "B"	740	203

Agency 2007 Crime Report

Bonneville County Total

Population: 96,859
County: Bonneville

Offense Overview

- Offense total 6,739
- % change from 2006 11.8
- # of cleared offenses 2,755
- Percent cleared 40.9

- Group "A" Crime Rate per 100,000 population 6957.5

- Summary based reporting crime rate per 100,000 population is calculated for other state crime comparisons only. 3356.4

Arrest Overview

- Arrest total 5,565
- % change from 2006 4.3
- Adult arrest total 4,007
- Juvenile arrest total 1,558

- Arrest Rate per 100,000 population 5745.5

Group "A" Offenses	Offenses		Arrests	
	# Reported	# Cleared	Adult	Juvenile
Murder	1	0	0	0
Negligent Manslaughter	0	0	0	0
Forcible Rape	42	22	5	1
Robbery	17	4	2	2
Aggravated Assault	260	179	97	21
Burglary	606	86	42	52
Larceny	2,103	504	268	271
Motor Vehicle Theft	195	59	16	31
Arson	27	5	0	6
Simple Assault	1,366	903	434	118
Intimidation	124	44	17	3
Bribery	0	0	0	0
Counterfeiting/Forgery	59	18	5	0
Vandalism	638	134	27	36
Drug/Narcotics	433	314	288	59
Drug Equipment	316	297	121	23
Embezzlement	16	4	3	0
Extortion/Blackmail	4	1	0	0
Fraud	253	31	10	11
Gambling	1	1	0	0
Kidnapping	51	24	13	2
Pornography	3	1	0	0
Prostitution	0	0	0	0
Forcible Sodomy	1	1	0	0
Sexual Assault w/Object	5	4	0	0
Forcible Fondling	86	36	14	5
Incest	0	0	0	0
Statutory Rape	13	7	8	0
Stolen Property	53	36	15	19
Weapon Law Violation	66	40	19	11
Total Group "A"	6,739	2,755	1,404	671

Total Offenses - 5 year trend



Total Arrests - 5 year trend



Group "B" Arrests	Arrests	
	Adult	Juvenile
Bad Checks	13	0
Curfew/Vagrancy	2	111
Disorderly Conduct	184	66
DUI	402	12
Drunkenness	11	0
Family Offense-nonviolent	19	0
Liquor Law Violation	291	154
Peeping Tom	0	0
Runaways	0	261
Trespass	31	24
All Other Offenses	1,650	259
Total Group "B"	2,603	887