

# Agency 2007 Crime Report

## Soda Springs Police Department

Population: 3,149  
County: Caribou

### Offense Overview

- Offense total 121
- % change from 2006 **-26.2**
- # of cleared offenses 66
- Percent cleared 54.5

- Group "A" Crime Rate per 100,000 population 3842.5

- Summary based reporting crime rate per 100,000 population is calculated for other state crime comparisons only. 1587.8

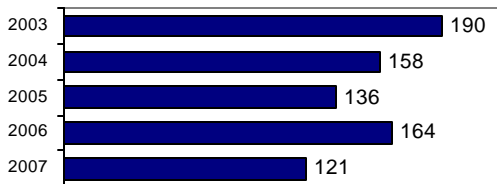
### Arrest Overview

- Arrest total 143
- % change from 2006 **-35.6**
- Adult arrest total 98
- Juvenile arrest total 45


- Arrest Rate per 100,000 population 4541.1

Group "A" Offenses	Offenses		Arrests	
	# Reported	# Cleared	Adult	Juvenile
Murder	0	0	0	0
Negligent Manslaughter	0	0	0	0
Forcible Rape	0	0	0	0
Robbery	0	0	0	0
Aggravated Assault	7	7	1	2
Burglary	16	6	5	0
Larceny	26	5	3	3
Motor Vehicle Theft	1	0	0	0
Arson	0	0	0	0
Simple Assault	14	13	13	4
Intimidation	0	0	0	0
Bribery	0	0	0	0
Counterfeiting/Forgery	1	1	1	0
Vandalism	18	1	1	0
Drug/Narcotics	16	16	9	7
Drug Equipment	15	15	4	4
Embezzlement	0	0	0	0
Extortion/Blackmail	0	0	0	0
Fraud	2	0	0	0
Gambling	0	0	0	0
Kidnapping	0	0	0	0
Pornography	0	0	0	0
Prostitution	0	0	0	0
Forcible Sodomy	0	0	0	0
Sexual Assault w/Object	0	0	0	0
Forcible Fondling	3	0	0	0
Incest	0	0	0	0
Statutory Rape	0	0	0	0
Stolen Property	0	0	0	0
Weapon Law Violation	2	2	1	0
<b>Total Group "A"</b>	<b>121</b>	<b>66</b>	<b>38</b>	<b>20</b>

**Total Offenses - 5 year trend**



**Total Arrests - 5 year trend**



Group "B" Arrests	Arrests	
	Adult	Juvenile
Bad Checks	0	0
Curfew/Vagrancy	0	1
Disorderly Conduct	11	0
DUI	19	0
Drunkenness	0	0
Family Offense-nonviolent	1	0
Liquor Law Violation	14	11
Peeping Tom	0	0
Runaways	0	0
Trespass	0	1
All Other Offenses	15	12
<b>Total Group "B"</b>	<b>60</b>	<b>25</b>

# Agency 2007 Crime Report

## Caribou County Sheriff

Population: 3,834  
County: Caribou

### Offense Overview

- Offense total 76
- % change from 2006 **-42.0**
- # of cleared offenses 48
- Percent cleared 63.2

- Group "A" Crime Rate per 100,000 population 1982.3

- Summary based reporting crime rate per 100,000 population is calculated for other state crime comparisons only. 782.5

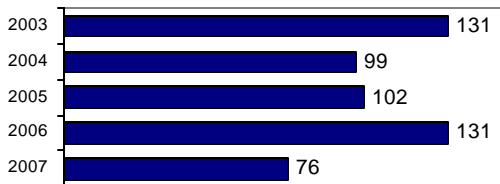
### Arrest Overview

- Arrest total 158
- % change from 2006 68.1
- Adult arrest total 122
- Juvenile arrest total 36


- Arrest Rate per 100,000 population 4121.0

Group "A" Offenses	Offenses		Arrests	
	# Reported	# Cleared	Adult	Juvenile
Murder	0	0	0	0
Negligent Manslaughter	0	0	0	0
Forcible Rape	1	1	0	0
Robbery	0	0	0	0
Aggravated Assault	1	0	0	0
Burglary	9	3	2	16
Larceny	18	7	2	0
Motor Vehicle Theft	1	1	0	5
Arson	0	0	0	0
Simple Assault	3	3	2	2
Intimidation	11	10	2	0
Bribery	0	0	0	0
Counterfeiting/Forgery	0	0	0	0
Vandalism	9	4	1	0
Drug/Narcotics	9	8	5	2
Drug Equipment	5	4	1	0
Embezzlement	0	0	0	0
Extortion/Blackmail	0	0	0	0
Fraud	1	1	0	0
Gambling	0	0	0	0
Kidnapping	0	0	0	0
Pornography	0	0	0	0
Prostitution	0	0	0	0
Forcible Sodomy	0	0	0	0
Sexual Assault w/Object	0	0	0	0
Forcible Fondling	5	4	1	0
Incest	0	0	0	0
Statutory Rape	0	0	0	0
Stolen Property	0	0	0	0
Weapon Law Violation	3	2	1	0
<b>Total Group "A"</b>	<b>76</b>	<b>48</b>	<b>17</b>	<b>25</b>

**Total Offenses - 5 year trend**



**Total Arrests - 5 year trend**



Group "B" Arrests	Arrests	
	Adult	Juvenile
Bad Checks	1	0
Curfew/Vagrancy	0	0
Disorderly Conduct	3	0
DUI	14	0
Drunkenness	0	0
Family Offense-nonviolent	2	0
Liquor Law Violation	18	9
Peeping Tom	0	0
Runaways	0	0
Trespass	1	0
All Other Offenses	66	2
<b>Total Group "B"</b>	<b>105</b>	<b>11</b>

# Agency 2007 Crime Report

## Caribou County Total

Population: 6,983  
County: Caribou

### Offense Overview

- Offense total 197
- % change from 2006 **-33.2**
- # of cleared offenses 114
- Percent cleared 57.9

- Group "A" Crime Rate per 100,000 population 2821.1

- Summary based reporting crime rate per 100,000 population is calculated for other state crime comparisons only. 1145.6

### Arrest Overview

- Arrest total 301
- % change from 2006 **-4.7**
- Adult arrest total 220
- Juvenile arrest total 81

- Arrest Rate per 100,000 population 4310.5

Group "A" Offenses	Offenses		Arrests	
	# Reported	# Cleared	Adult	Juvenile
Murder	0	0	0	0
Negligent Manslaughter	0	0	0	0
Forcible Rape	1	1	0	0
Robbery	0	0	0	0
Aggravated Assault	8	7	1	2
Burglary	25	9	7	16
Larceny	44	12	5	3
Motor Vehicle Theft	2	1	0	5
Arson	0	0	0	0
Simple Assault	17	16	15	6
Intimidation	11	10	2	0
Bribery	0	0	0	0
Counterfeiting/Forgery	1	1	1	0
Vandalism	27	5	2	0
Drug/Narcotics	25	24	14	9
Drug Equipment	20	19	5	4
Embezzlement	0	0	0	0
Extortion/Blackmail	0	0	0	0
Fraud	3	1	0	0
Gambling	0	0	0	0
Kidnapping	0	0	0	0
Pornography	0	0	0	0
Prostitution	0	0	0	0
Forcible Sodomy	0	0	0	0
Sexual Assault w/Object	0	0	0	0
Forcible Fondling	8	4	1	0
Incest	0	0	0	0
Statutory Rape	0	0	0	0
Stolen Property	0	0	0	0
Weapon Law Violation	5	4	2	0
<b>Total Group "A"</b>	<b>197</b>	<b>114</b>	<b>55</b>	<b>45</b>

**Total Offenses - 5 year trend**



**Total Arrests - 5 year trend**



Group "B" Arrests	Arrests	
	Adult	Juvenile
Bad Checks	1	0
Curfew/Vagrancy	0	1
Disorderly Conduct	14	0
DUI	33	0
Drunkenness	0	0
Family Offense-nonviolent	3	0
Liquor Law Violation	32	20
Peeping Tom	0	0
Runaways	0	0
Trespass	1	1
All Other Offenses	81	14
<b>Total Group "B"</b>	<b>165</b>	<b>36</b>