

Agency 2007 Crime Report

Mountain Home Police Department

Population: 11,686
County: Elmore

Offense Overview

- Offense total 1,076
- % change from 2006 22.8
- # of cleared offenses 278
- Percent cleared 25.8

- Group "A" Crime Rate per 100,000 population 9207.6

- Summary based reporting crime rate per 100,000 population is calculated for other state crime comparisons only. 3080.6

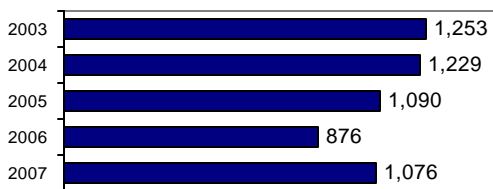
Arrest Overview

- Arrest total 427
- % change from 2006 22.7
- Adult arrest total 325
- Juvenile arrest total 102

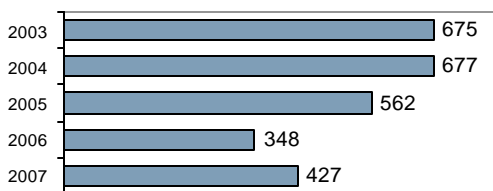
- Arrest Rate per 100,000 population 3653.9

Group "A" Offenses	Offenses		Arrests	
	# Reported	# Cleared	Adult	Juvenile
Murder	0	0	0	0
Negligent Manslaughter	0	0	0	0
Forcible Rape	7	1	0	0
Robbery	2	1	0	0
Aggravated Assault	30	22	12	1
Burglary	34	2	0	1
Larceny	268	19	8	4
Motor Vehicle Theft	17	2	0	1
Arson	2	2	0	3
Simple Assault	200	131	59	6
Intimidation	47	19	0	0
Bribery	0	0	0	0
Counterfeiting/Forgery	11	2	0	0
Vandalism	311	24	4	1
Drug/Narcotics	17	11	11	4
Drug Equipment	22	17	4	0
Embezzlement	7	2	1	0
Extortion/Blackmail	0	0	0	0
Fraud	66	5	1	0
Gambling	0	0	0	0
Kidnapping	3	3	0	0
Pornography	2	0	0	0
Prostitution	0	0	0	0
Forcible Sodomy	0	0	0	0
Sexual Assault w/Object	0	0	0	0
Forcible Fondling	7	4	3	1
Incest	0	0	0	0
Statutory Rape	4	2	2	0
Stolen Property	4	1	0	0
Weapon Law Violation	15	8	0	6
Total Group "A"	1,076	278	105	28

Total Offenses - 5 year trend



Total Arrests - 5 year trend



Group "B" Arrests	Arrests	
	Adult	Juvenile
Bad Checks	1	0
Curfew/Vagrancy	2	12
Disorderly Conduct	10	2
DUI	54	1
Drunkenness	0	0
Family Offense-nonviolent	4	0
Liquor Law Violation	20	16
Peeping Tom	0	0
Runaways	0	21
Trespass	7	6
All Other Offenses	122	16
Total Group "B"	220	74

Agency 2007 Crime Report

Elmore County Sheriff

Population: 16,413
County: Elmore

Offense Overview

- Offense total 369
- % change from 2006 32.3
- # of cleared offenses 126
- Percent cleared 34.1

- Group "A" Crime Rate per 100,000 population 2248.2

- Summary based reporting crime rate per 100,000 population is calculated for other state crime comparisons only. 913.9

Arrest Overview

- Arrest total 171
- % change from 2006 81.9
- Adult arrest total 156
- Juvenile arrest total 15

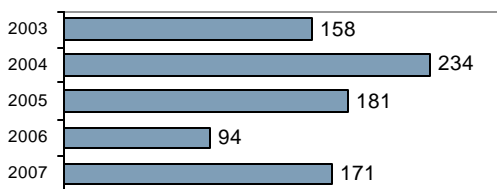
- Arrest Rate per 100,000 population 1041.9

Group "A" Offenses	Offenses		Arrests	
	# Reported	# Cleared	Adult	Juvenile
Murder	2	0	0	0
Negligent Manslaughter	0	0	0	0
Forcible Rape	1	1	1	0
Robbery	0	0	0	0
Aggravated Assault	8	5	3	0
Burglary	30	4	0	0
Larceny	94	10	1	0
Motor Vehicle Theft	13	4	1	1
Arson	2	1	0	0
Simple Assault	45	31	14	0
Intimidation	18	11	2	0
Bribery	0	0	0	0
Counterfeiting/Forgery	5	2	1	0
Vandalism	70	12	1	2
Drug/Narcotics	20	16	18	0
Drug Equipment	25	21	7	1
Embezzlement	0	0	0	0
Extortion/Blackmail	0	0	0	0
Fraud	17	2	0	0
Gambling	0	0	0	0
Kidnapping	2	0	0	0
Pornography	1	0	0	0
Prostitution	0	0	0	0
Forcible Sodomy	0	0	0	0
Sexual Assault w/Object	0	0	0	0
Forcible Fondling	5	0	0	0
Incest	2	0	0	0
Statutory Rape	3	3	6	0
Stolen Property	3	2	1	0
Weapon Law Violation	3	1	0	0
Total Group "A"	369	126	56	4

Total Offenses - 5 year trend



Total Arrests - 5 year trend



Group "B" Arrests	Arrests	
	Adult	Juvenile
Bad Checks	0	0
Curfew/Vagrancy	0	0
Disorderly Conduct	1	1
DUI	41	0
Drunkenness	0	0
Family Offense-nonviolent	5	0
Liquor Law Violation	5	1
Peeping Tom	0	0
Runaways	0	5
Trespass	3	0
All Other Offenses	45	4
Total Group "B"	100	11

Agency 2007 Crime Report

Elmore County Total

Population: 28,099
County: Elmore

Offense Overview

- Offense total 1,445
- % change from 2006 25.1
- # of cleared offenses 404
- Percent cleared 28.0

- Group "A" Crime Rate per 100,000 population 5142.5

- Summary based reporting crime rate per 100,000 population is calculated for other state crime comparisons only. 1815.0


Arrest Overview

- Arrest total 598
- % change from 2006 35.3
- Adult arrest total 481
- Juvenile arrest total 117

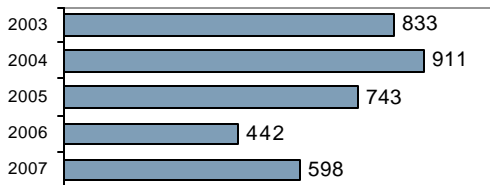
- Arrest Rate per 100,000 population 2128.2

Group "A" Offenses	Offenses		Arrests	
	# Reported	# Cleared	Adult	Juvenile
Murder	2	0	0	0
Negligent Manslaughter	0	0	0	0
Forcible Rape	8	2	1	0
Robbery	2	1	0	0
Aggravated Assault	38	27	15	1
Burglary	64	6	0	1
Larceny	362	29	9	4
Motor Vehicle Theft	30	6	1	2
Arson	4	3	0	3
Simple Assault	245	162	73	6
Intimidation	65	30	2	0
Bribery	0	0	0	0
Counterfeiting/Forgery	16	4	1	0
Vandalism	381	36	5	3
Drug/Narcotics	37	27	29	4
Drug Equipment	47	38	11	1
Embezzlement	7	2	1	0
Extortion/Blackmail	0	0	0	0
Fraud	83	7	1	0
Gambling	0	0	0	0
Kidnapping	5	3	0	0
Pornography	3	0	0	0
Prostitution	0	0	0	0
Forcible Sodomy	0	0	0	0
Sexual Assault w/Object	0	0	0	0
Forcible Fondling	12	4	3	1
Incest	2	0	0	0
Statutory Rape	7	5	8	0
Stolen Property	7	3	1	0
Weapon Law Violation	18	9	0	6
Total Group "A"	1,445	404	161	32

Total Offenses - 5 year trend



Total Arrests - 5 year trend



Group "B" Arrests	Arrests	
	Adult	Juvenile
Bad Checks	1	0
Curfew/Vagrancy	2	12
Disorderly Conduct	11	3
DUI	95	1
Drunkenness	0	0
Family Offense-nonviolent	9	0
Liquor Law Violation	25	17
Peeping Tom	0	0
Runaways	0	26
Trespass	10	6
All Other Offenses	167	20
Total Group "B"	320	85