

Agency 2007 Crime Report

Idaho State Police Total

Offense Overview

• Offense total	1,889
• % change from 2006	6.3
• # of cleared offenses	1,581
• Percent cleared	83.7

Arrest Overview

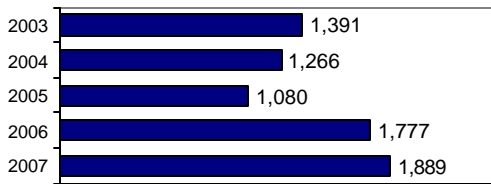
• Arrest total	3,782
• % change from 2006	6.7
• Adult arrest total	3,593
• Juvenile arrest total	189

Patrol, Investigations, and Alcohol Beverage Control units of the Idaho State Police only report those incidents where they are designated as the primary investigating agency.


A major volume of reportable incidents involving the Idaho State Police is generated by assisting other law enforcement agencies. When an agency assists another agency, those incidents are reported by the originating jurisdiction where the crime occurred, unless the entire case is referred.

Group "A" Offenses	Offenses		Arrests	
	# Reported	# Cleared	Adult	Juvenile
Murder	6	3	0	0
Neqliqent Manslaughter	0	0	0	0
Forcible Rape	1	0	0	0
Robbery	0	0	0	0
Aqqravated Assault	16	13	7	0
Burglary	3	2	0	0
Larceny	7	5	4	0
Motor Vehicle Theft	0	0	2	0
Arson	0	0	0	0
Simple Assault	25	21	20	0
Intimidation	5	3	1	0
Bribery	0	0	0	0
Counterfeiting/Forgery	1	1	0	0
Vandalism	6	4	3	2
Drug/Narcotics	866	694	636	21
Drug Equipment	868	771	167	26
Embezzlement	1	0	0	0
Extortion/Blackmail	0	0	0	0
Fraud	3	0	7	0
Gambling	1	0	0	0
Kidnapping	0	0	0	0
Pornography	5	0	0	0
Prostitution	0	0	0	0
Forcible Sodomy	0	0	0	0
Sexual Assault w/Object	0	0	0	0
Forcible Fondling	15	10	3	0
Incest	0	0	0	0
Statutory Rape	3	0	0	0
Stolen Property	26	24	22	1
Weapon Law Violation	31	30	23	0
Total Group "A"	1,889	1,581	895	50

Total Offenses - 5 year trend



Total Arrests - 5 year trend



Group "B" Arrests	Arrests	
	Adult	Juvenile
Bad Checks	0	0
Curfew/Vagrancy	0	0
Disorderly Conduct	4	1
DUI	1,618	36
Drunkness	8	0
Family Offense-nonviolent	0	0
Liquor Law Violation	238	72
Peeping Tom	0	0
Runaways	0	0
Trespass	1	0
All Other Offenses	829	30
Total Group "B"	2,698	139

Agency 2007 Crime Report

Population: 1,497,812

Statewide Total

Offense Overview

• Offense total	89,410
• % change from 2006	-0.9
• # of cleared offenses	37,511
• Percent cleared	42.0

• Group "A" Crime Rate per 100,000 population	5969.4
---	--------

• Summary based reporting crime rate per 100,000 population is calculated for other state crime comparisons only.

2521.7

Arrest Overview

• Arrest total	79,135
• % change from 2006	2.9
• Adult arrest total	61,792
• Juvenile arrest total	17,343


• Arrest Rate per 100,000 population	5283.4
--------------------------------------	--------

Group "A" Offenses	Offenses		Arrests	
	# Reported	# Cleared	Adult	Juvenile
Murder	49	38	33	4
Neqliqent Manslaughte	6	6	3	1
Forcible Rape	586	245	93	29
Robbery	234	86	60	19
Aqgravated Assault	2,749	2,017	1,114	190
Burglary	6,799	1,050	744	529
Larceny	24,812	5,395	3,018	2,632
Motor Vehicle Theft	2,201	441	170	132
Arson	340	97	43	78
Simple Assault	13,978	10,065	5,056	1,300
Intimidation	1,667	640	223	55
Bribery	2	0	0	1
Counterfeiting/Forqery	1,275	364	262	26
Vandalism	14,052	2,236	954	896
Drug/Narcotics	7,131	6,272	5,098	953
Drug Equipment	6,272	5,730	2,114	410
Embezzlement	328	134	103	21
Extortion/Blackmail	16	4	0	0
Fraud	3,202	535	270	67
Gambling	3	2	1	0
Kidnapping	269	160	66	6
Pornography	79	22	16	3
Prostitution	14	6	10	0
Forcible Sodomy	70	36	9	11
Sexual Assault w/Object	61	28	7	4
Forcible Fondling	1,138	565	177	96
Incest	16	5	1	0
Statutory Rape	245	123	74	0
Stolen Property	559	335	208	57
Weapon Law Violation	1,257	874	404	191
Total Group "A"	89,410	37,511	20,331	7,711

Total Offenses - 5 year trend



Total Arrests - 5 year trend



Group "B" Arrests	Arrests	
	Adult	Juvenile
Bad Checks	188	2
Curfew/Vagrancy	12	897
Disorderly Conduct	1,956	657
DUI	11,373	286
Drunkenness	421	29
Family Offense-nonviolent	603	10
Liquor Law Violation	4,392	2,107
Peeping Tom	11	1
Runaways	0	2,116
Trespass	638	143
All Other Offenses	21,867	3,384
Total Group "B"	41,461	9,632