

Agency 2008 Crime Report

Boise Police Department

Population: 203,770
County: Ada

Offense Overview

- Offense total 14,166
- % change from 2007 **-11.7**
- # of cleared offenses 4,439
- Percent cleared 31.3

- Group "A" Crime Rate per 100,000 population 6952.0

- Summary based reporting crime rate per 100,000 population is calculated for other state crime comparisons only. 3208.0

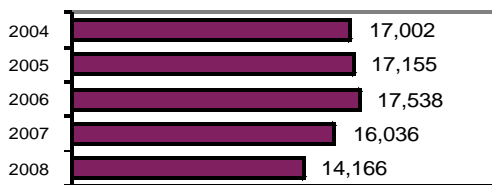
Arrest Overview

- Arrest total 9,485
- % change from 2007 **-12.9**
- Adult arrest total 7,475
- Juvenile arrest total 2,010


- Arrest Rate per 100,000 population 4654.8

Group "A" Offenses	Offenses		Arrests	
	# Reported	# Cleared	Adult	Juvenile
Murder	1	1	0	1
Negligent Manslaughter	0	0	0	0
Forcible Rape	82	20	3	3
Robbery	64	21	19	3
Aggravated Assault	406	252	152	21
Burglary	1,094	46	39	23
Larceny	4,623	968	699	522
Motor Vehicle Theft	219	19	18	5
Arson	48	11	1	17
Simple Assault	1,710	971	641	142
Intimidation	323	82	32	15
Bribery	1	1	1	0
Counterfeiting/Forgery	222	27	19	2
Vandalism	2,191	199	85	66
Drug/Narcotics	889	778	567	87
Drug Equipment	764	680	278	35
Embezzlement	126	28	38	0
Extortion/Blackmail	4	0	1	0
Fraud	946	85	68	4
Gambling	0	0	0	0
Kidnapping	64	29	10	0
Pornography	15	1	0	1
Prostitution	6	5	7	1
Forcible Sodomy	33	10	4	3
Sexual Assault w/Object	22	9	2	3
Forcible Fondling	48	11	2	0
Incest	0	0	0	0
Statutory Rape	29	7	7	0
Stolen Property	38	21	16	7
Weapon Law Violation	198	157	82	15
Total Group "A"	14,166	4,439	2,791	976

Total Offenses - 5 year trend



Total Arrests - 5 year trend



Group "B" Arrests	Arrests	
	Adult	Juvenile
Bad Checks	10	0
Curfew/Vagrancy	0	91
Disorderly Conduct	320	81
DUI	1,987	33
Drunkenness	220	3
Family Offense-nonviolent	34	0
Liquor Law Violation	462	150
Peeping Tom	3	0
Runaways	0	346
Trespass	88	17
All Other Offenses	1,560	313
Total Group "B"	4,684	1,034

Agency 2008 Crime Report

Garden City Police Department

Population: 11,676
County: Ada

Offense Overview

- Offense total 1,049
- % change from 2007 **-18.7**
- # of cleared offenses 541
- Percent cleared 51.6

- Group "A" Crime Rate per 100,000 population 8984.2

- Summary based reporting crime rate per 100,000 population is calculated for other state crime comparisons only. 3819.8

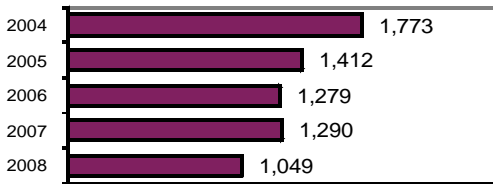
Arrest Overview

- Arrest total 1,015
- % change from 2007 **-19.3**
- Adult arrest total 889
- Juvenile arrest total 126

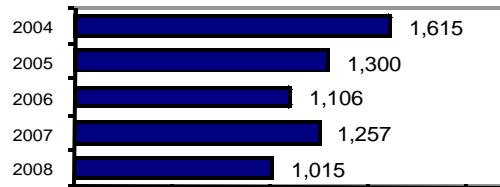
- Arrest Rate per 100,000 population 8693.0

Group "A" Offenses	Offenses		Arrests	
	# Reported	# Cleared	Adult	Juvenile
Murder	0	0	0	0
Negligent Manslaughter	0	0	0	0
Forcible Rape	6	2	0	0
Robbery	3	1	0	0
Aggravated Assault	23	18	14	2
Burglary	107	16	10	6
Larceny	273	90	68	19
Motor Vehicle Theft	27	4	2	0
Arson	7	2	0	4
Simple Assault	165	140	106	6
Intimidation	5	2	1	1
Bribery	0	0	0	0
Counterfeiting/Forgery	14	4	2	0
Vandalism	105	13	10	3
Drug/Narcotics	98	90	43	3
Drug Equipment	112	102	86	3
Embezzlement	7	2	5	0
Extortion/Blackmail	0	0	0	0
Fraud	35	10	4	0
Gambling	0	0	0	0
Kidnapping	1	1	0	0
Pornography	2	1	1	0
Prostitution	0	0	0	0
Forcible Sodomy	1	0	0	0
Sexual Assault w/Object	0	0	0	0
Forcible Fondling	17	10	1	2
Incest	0	0	0	0
Statutory Rape	0	0	0	0
Stolen Property	7	6	6	0
Weapon Law Violation	34	27	11	3
Total Group "A"	1,049	541	370	52

Total Offenses - 5 year trend



Total Arrests - 5 year trend



Group "B" Arrests	Arrests	
	Adult	Juvenile
Bad Checks	2	0
Curfew/Vagrancy	0	5
Disorderly Conduct	26	2
DUI	130	2
Drunkenness	15	0
Family Offense-nonviolent	13	0
Liquor Law Violation	34	19
Peeping Tom	0	0
Runaways	0	18
Trespass	14	2
All Other Offenses	285	26
Total Group "B"	519	74

Agency 2008 Crime Report

Meridian Police Department

Population: 69,466
County: Ada

Offense Overview

- Offense total 2,834
- % change from 2007 **-3.3**
- # of cleared offenses 1,315
- Percent cleared 46.4

- Group "A" Crime Rate per 100,000 population 4079.7

- Summary based reporting crime rate per 100,000 population is calculated for other state crime comparisons only. 1835.4

Arrest Overview

- Arrest total 2,315
- % change from 2007 **-2.8**
- Adult arrest total 1,418
- Juvenile arrest total 897

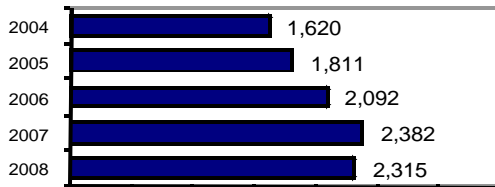
- Arrest Rate per 100,000 population 3332.6

Group "A" Offenses	Offenses		Arrests	
	# Reported	# Cleared	Adult	Juvenile
Murder	1	1	0	0
Negligent Manslaughter	0	0	0	0
Forcible Rape	7	2	2	0
Robbery	13	4	5	3
Aggravated Assault	87	56	31	14
Burglary	265	18	13	21
Larceny	852	295	188	175
Motor Vehicle Theft	38	9	4	4
Arson	12	1	0	7
Simple Assault	415	340	123	68
Intimidation	77	53	9	13
Bribery	0	0	0	0
Counterfeiting/Forgery	31	2	3	2
Vandalism	374	77	14	69
Drug/Narcotics	193	181	146	39
Drug Equipment	196	192	55	23
Embezzlement	21	10	15	1
Extortion/Blackmail	0	0	1	0
Fraud	151	10	11	1
Gambling	0	0	0	0
Kidnapping	7	5	4	0
Pornography	2	0	0	0
Prostitution	2	0	0	0
Forcible Sodomy	2	1	0	1
Sexual Assault w/Object	2	0	1	0
Forcible Fondling	14	4	1	1
Incest	0	0	0	2
Statutory Rape	8	3	4	0
Stolen Property	16	13	5	7
Weapon Law Violation	48	38	17	6
Total Group "A"	2,834	1,315	652	457

Total Offenses - 5 year trend



Total Arrests - 5 year trend



Group "B" Arrests	Arrests	
	Adult	Juvenile
Bad Checks	3	0
Curfew/Vagrancy	0	68
Disorderly Conduct	25	22
DUI	283	8
Drunkenness	1	0
Family Offense-nonviolent	4	0
Liquor Law Violation	102	72
Peeping Tom	0	0
Runaways	0	83
Trespass	5	11
All Other Offenses	343	176
Total Group "B"	766	440

Agency 2008 Crime Report

Ada County Sheriff

Population: 97,407
County: Ada

Offense Overview

- Offense total 2,966
- % change from 2007 **-16.5**
- # of cleared offenses 1,625
- Percent cleared 54.8

- Group "A" Crime Rate per 100,000 population 3045.0

- Summary based reporting crime rate per 100,000 population is calculated for other state crime comparisons only. 1264.8


Arrest Overview

- Arrest total 5,887
- % change from 2007 **-14.9**
- Adult arrest total 5,073
- Juvenile arrest total 814


- Arrest Rate per 100,000 population 6043.7

Group "A" Offenses	Offenses		Arrests	
	# Reported	# Cleared	Adult	Juvenile
Murder	2	2	3	1
Negligent Manslaughter	0	0	0	0
Forcible Rape	17	13	3	1
Robbery	12	3	1	2
Aggravated Assault	133	100	61	13
Burglary	300	78	44	27
Larceny	713	210	97	124
Motor Vehicle Theft	47	19	5	13
Arson	8	2	0	5
Simple Assault	547	454	217	50
Intimidation	77	56	24	4
Bribery	0	0	0	0
Counterfeiting/Forgery	59	34	28	0
Vandalism	355	81	13	30
Drug/Narcotics	258	232	180	27
Drug Equipment	234	215	93	25
Embezzlement	11	5	9	0
Extortion/Blackmail	0	0	0	0
Fraud	76	37	26	1
Gambling	0	0	0	0
Kidnapping	11	2	0	0
Pornography	4	1	0	0
Prostitution	0	0	0	0
Forcible Sodomy	13	7	3	3
Sexual Assault w/Object	7	7	1	0
Forcible Fondling	16	13	5	3
Incest	0	0	0	0
Statutory Rape	14	11	8	0
Stolen Property	27	21	11	7
Weapon Law Violation	25	22	4	8
Total Group "A"	2,966	1,625	836	344

Total Offenses - 5 year trend



Total Arrests - 5 year trend



Group "B" Arrests	Arrests	
	Adult	Juvenile
Bad Checks	2	0
Curfew/Vagrancy	0	144
Disorderly Conduct	39	9
DUI	515	9
Drunkenness	1	0
Family Offense-nonviolent	8	2
Liquor Law Violation	173	103
Peeping Tom	0	0
Runaways	0	96
Trespass	21	3
All Other Offenses	3,478	104
Total Group "B"	4,237	470

Agency 2008 Crime Report

Ada County Total

Population: 382,319
County: Ada

Offense Overview

- Offense total 21,015
- % change from 2007 **-11.7**
- # of cleared offenses 7,920
- Percent cleared 37.7

- Group "A" Crime Rate per 100,000 population 5496.7

- Summary based reporting crime rate per 100,000 population is calculated for other state crime comparisons only. 2482.2

Arrest Overview

- Arrest total 18,702
- % change from 2007 **-12.8**
- Adult arrest total 14,855
- Juvenile arrest total 3,847

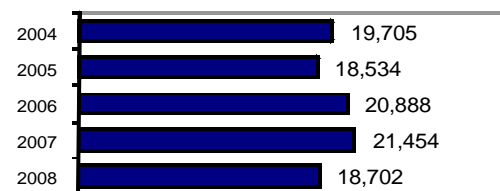
- Arrest Rate per 100,000 population 4891.7

Group "A" Offenses	Offenses		Arrests	
	# Reported	# Cleared	Adult	Juvenile
Murder	4	4	3	2
Negligent Manslaughter	0	0	0	0
Forcible Rape	112	37	8	4
Robbery	92	29	25	8
Aggravated Assault	649	426	258	50
Burglary	1,766	158	106	77
Larceny	6,461	1,563	1,052	840
Motor Vehicle Theft	331	51	29	22
Arson	75	16	1	33
Simple Assault	2,837	1,905	1,087	266
Intimidation	482	193	66	33
Bribery	1	1	1	0
Counterfeiting/Forgery	326	67	52	4
Vandalism	3,025	370	122	168
Drug/Narcotics	1,438	1,281	936	156
Drug Equipment	1,306	1,189	512	86
Embezzlement	165	45	67	1
Extortion/Blackmail	4	0	2	0
Fraud	1,208	142	109	6
Gambling	0	0	0	0
Kidnapping	83	37	14	0
Pornography	23	3	1	1
Prostitution	8	5	7	1
Forcible Sodomy	49	18	7	7
Sexual Assault w/Object	31	16	4	3
Forcible Fondling	95	38	9	6
Incest	0	0	0	2
Statutory Rape	51	21	19	0
Stolen Property	88	61	38	21
Weapon Law Violation	305	244	114	32
Total Group "A"	21,015	7,920	4,649	1,829

Total Offenses - 5 year trend



Total Arrests - 5 year trend



Group "B" Arrests	Arrests	
	Adult	Juvenile
Bad Checks	17	0
Curfew/Vagrancy	0	308
Disorderly Conduct	410	114
DUI	2,915	52
Drunkenness	237	3
Family Offense-nonviolent	59	2
Liquor Law Violation	771	344
Peeping Tom	3	0
Runaways	0	543
Trespass	128	33
All Other Offenses	5,666	619
Total Group "B"	10,206	2,018