

Agency 2008 Crime Report

St. Anthony Police Department

Population: 3,410
County: Fremont

Offense Overview

- Offense total 64
- % change from 2007 -39.6
- # of cleared offenses 14
- Percent cleared 21.9

- Group "A" Crime Rate per 100,000 population 1876.8

- Summary based reporting crime rate per 100,000 population is calculated for other state crime comparisons only. 1055.7

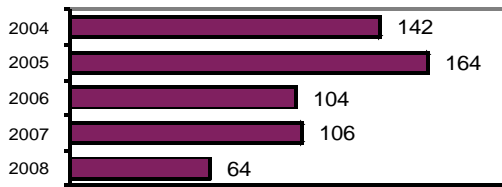
Arrest Overview

- Arrest total 78
- % change from 2007 -26.4
- Adult arrest total 69
- Juvenile arrest total 9

- Arrest Rate per 100,000 population 2287.4

Group "A" Offenses	Offenses		Arrests	
	# Reported	# Cleared	Adult	Juvenile
Murder	0	0	0	0
Negligent Manslaughter	0	0	0	0
Forcible Rape	1	0	1	0
Robbery	0	0	0	0
Aggravated Assault	2	0	0	0
Burglary	6	1	0	0
Larceny	27	3	0	2
Motor Vehicle Theft	0	0	0	0
Arson	0	0	0	0
Simple Assault	9	6	2	0
Intimidation	0	0	0	0
Bribery	0	0	0	0
Counterfeiting/Forgery	0	0	0	0
Vandalism	7	1	0	1
Drug/Narcotics	2	0	0	0
Drug Equipment	2	2	1	0
Embezzlement	0	0	0	0
Extortion/Blackmail	0	0	0	0
Fraud	4	0	0	0
Gambling	0	0	0	0
Kidnapping	0	0	0	0
Pornography	0	0	0	0
Prostitution	0	0	0	0
Forcible Sodomy	0	0	0	0
Sexual Assault w/Object	0	0	0	0
Forcible Fondling	1	0	0	0
Incest	0	0	0	0
Statutory Rape	3	1	0	0
Stolen Property	0	0	0	0
Weapon Law Violation	0	0	0	0
Total Group "A"	64	14	4	3

Total Offenses - 5 year trend



Total Arrests - 5 year trend



Group "B" Arrests	Arrests	
	Adult	Juvenile
Bad Checks	0	0
Curfew/Vagrancy	0	0
Disorderly Conduct	0	0
DUI	12	0
Drunkenness	0	0
Family Offense-nonviolent	8	0
Liquor Law Violation	2	0
Peeping Tom	0	0
Runaways	0	2
Trespass	0	0
All Other Offenses	43	4
Total Group "B"	65	6

Agency 2008 Crime Report

Fremont County Sheriff

Population: 9,170
County: Fremont

Offense Overview

- Offense total 223
- % change from 2007 46.7
- # of cleared offenses 84
- Percent cleared 37.7

- Group "A" Crime Rate per 100,000 population 2431.8

- Summary based reporting crime rate per 100,000 population is calculated for other state crime comparisons only. 1145.0

Arrest Overview

- Arrest total 101
- % change from 2007 -58.9
- Adult arrest total 77
- Juvenile arrest total 24

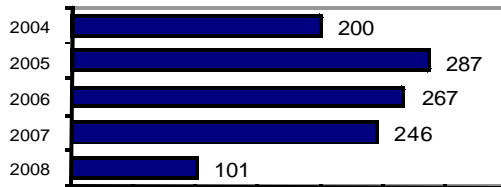
- Arrest Rate per 100,000 population 1101.4

Group "A" Offenses	Offenses		Arrests	
	# Reported	# Cleared	Adult	Juvenile
Murder	0	0	0	0
Negligent Manslaughter	0	0	0	0
Forcible Rape	1	1	0	0
Robbery	0	0	0	0
Aggravated Assault	3	2	0	0
Burglary	20	7	9	0
Larceny	80	14	6	4
Motor Vehicle Theft	1	0	0	0
Arson	0	0	0	0
Simple Assault	41	32	8	7
Intimidation	3	1	0	0
Bribery	0	0	0	0
Counterfeiting/Forgery	1	1	0	0
Vandalism	40	8	1	3
Drug/Narcotics	11	10	9	1
Drug Equipment	4	4	2	0
Embezzlement	0	0	0	0
Extortion/Blackmail	0	0	0	0
Fraud	9	1	0	0
Gambling	0	0	0	0
Kidnapping	0	0	0	0
Pornography	0	0	0	0
Prostitution	0	0	0	0
Forcible Sodomy	0	0	0	0
Sexual Assault w/Object	0	0	0	0
Forcible Fondling	4	1	0	0
Incest	0	0	0	0
Statutory Rape	2	0	0	0
Stolen Property	0	0	0	0
Weapon Law Violation	3	2	1	0
Total Group "A"	223	84	36	15

Total Offenses - 5 year trend



Total Arrests - 5 year trend



Group "B" Arrests	Arrests	
	Adult	Juvenile
Bad Checks	0	0
Curfew/Vagrancy	0	0
Disorderly Conduct	0	0
DUI	10	0
Drunkenness	0	0
Family Offense-nonviolent	4	0
Liquor Law Violation	1	1
Peeping Tom	0	0
Runaways	0	0
Trespass	0	0
All Other Offenses	26	8
Total Group "B"	41	9

Agency 2008 Crime Report

Fremont County Total

Population: 12,580
County: Fremont

Offense Overview

- Offense total 287
- % change from 2007 11.2
- # of cleared offenses 98
- Percent cleared 34.1

- Group "A" Crime Rate per 100,000 population 2281.4

- Summary based reporting crime rate per 100,000 population is calculated for other state crime comparisons only. 1120.8

Arrest Overview

- Arrest total 179
- % change from 2007 -49.1
- Adult arrest total 146
- Juvenile arrest total 33

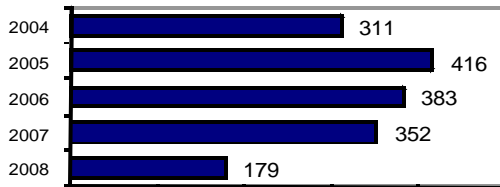
- Arrest Rate per 100,000 population 1422.9

Group "A" Offenses	Offenses		Arrests	
	# Reported	# Cleared	Adult	Juvenile
Murder	0	0	0	0
Negligent Manslaughter	0	0	0	0
Forcible Rape	2	1	1	0
Robbery	0	0	0	0
Aggravated Assault	5	2	0	0
Burglary	26	8	9	0
Larceny	107	17	6	6
Motor Vehicle Theft	1	0	0	0
Arson	0	0	0	0
Simple Assault	50	38	10	7
Intimidation	3	1	0	0
Bribery	0	0	0	0
Counterfeiting/Forgery	1	1	0	0
Vandalism	47	9	1	4
Drug/Narcotics	13	10	9	1
Drug Equipment	6	6	3	0
Embezzlement	0	0	0	0
Extortion/Blackmail	0	0	0	0
Fraud	13	1	0	0
Gambling	0	0	0	0
Kidnapping	0	0	0	0
Pornography	0	0	0	0
Prostitution	0	0	0	0
Forcible Sodomy	0	0	0	0
Sexual Assault w/Object	0	0	0	0
Forcible Fondling	5	1	0	0
Incest	0	0	0	0
Statutory Rape	5	1	0	0
Stolen Property	0	0	0	0
Weapon Law Violation	3	2	1	0
Total Group "A"	287	98	40	18

Total Offenses - 5 year trend



Total Arrests - 5 year trend



Group "B" Arrests	Arrests	
	Adult	Juvenile
Bad Checks	0	0
Curfew/Vagrancy	0	0
Disorderly Conduct	0	0
DUI	22	0
Drunkenness	0	0
Family Offense-nonviolent	12	0
Liquor Law Violation	3	1
Peeping Tom	0	0
Runaways	0	2
Trespass	0	0
All Other Offenses	69	12
Total Group "B"	106	15