

Agency 2008 Crime Report

Moscow Police Department

Population: 23,470
County: Latah

Offense Overview

- Offense total 1,133
- % change from 2007 13.3
- # of cleared offenses 375
- Percent cleared 33.1

- Group "A" Crime Rate per 100,000 population 4827.4

- Summary based reporting crime rate per 100,000 population is calculated for other state crime comparisons only. 2616.1

Arrest Overview

- Arrest total 879
- % change from 2007 29.8
- Adult arrest total 808
- Juvenile arrest total 71

- Arrest Rate per 100,000 population 3745.2

Group "A" Offenses	Offenses		Arrests	
	# Reported	# Cleared	Adult	Juvenile
Murder	0	0	0	0
Negligent Manslaughter	0	0	0	0
Forcible Rape	4	0	0	0
Robbery	4	1	0	2
Aggravated Assault	12	10	8	0
Burglary	63	20	17	1
Larceny	518	88	76	27
Motor Vehicle Theft	13	1	3	0
Arson	0	0	0	0
Simple Assault	111	94	73	5
Intimidation	3	3	3	0
Bribery	0	0	0	0
Counterfeiting/Forgery	4	2	3	0
Vandalism	246	34	26	3
Drug/Narcotics	60	57	62	6
Drug Equipment	52	51	19	1
Embezzlement	0	0	0	0
Extortion/Blackmail	0	0	0	0
Fraud	33	6	2	0
Gambling	0	0	0	0
Kidnapping	0	0	0	0
Pornography	0	0	0	0
Prostitution	0	0	0	0
Forcible Sodomy	0	0	0	0
Sexual Assault w/Object	0	0	0	0
Forcible Fondling	0	0	0	0
Incest	0	0	0	0
Statutory Rape	1	0	0	0
Stolen Property	2	1	0	0
Weapon Law Violation	7	7	5	0
Total Group "A"	1,133	375	297	45

Total Offenses - 5 year trend



Total Arrests - 5 year trend



Group "B" Arrests	Arrests	
	Adult	Juvenile
Bad Checks	0	0
Curfew/Vagrancy	0	0
Disorderly Conduct	43	1
DUI	135	5
Drunkenness	0	0
Family Offense-nonviolent	0	0
Liquor Law Violation	243	18
Peeping Tom	2	0
Runaways	0	0
Trespass	13	0
All Other Offenses	75	2
Total Group "B"	511	26

Agency 2008 Crime Report

Latah County Sheriff

Population: 12,918
County: Latah

Offense Overview

- Offense total 478
- % change from 2007 -8.4
- # of cleared offenses 176
- Percent cleared 36.8

- Group "A" Crime Rate per 100,000 population 3700.3

- Summary based reporting crime rate per 100,000 population is calculated for other state crime comparisons only. 1347.0


Arrest Overview

- Arrest total 296
- % change from 2007 4.6
- Adult arrest total 265
- Juvenile arrest total 31

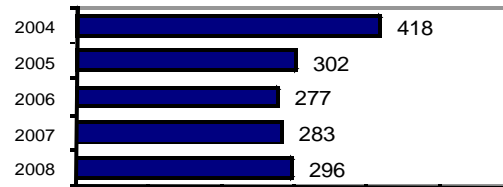
- Arrest Rate per 100,000 population 2291.4

Group "A" Offenses	Offenses		Arrests	
	# Reported	# Cleared	Adult	Juvenile
Murder	0	0	0	0
Negligent Manslaughter	0	0	0	0
Forcible Rape	2	0	0	0
Robbery	0	0	0	0
Aggravated Assault	19	14	7	0
Burglary	65	11	3	6
Larceny	74	10	6	3
Motor Vehicle Theft	12	4	4	2
Arson	2	1	1	0
Simple Assault	145	84	33	2
Intimidation	1	1	1	0
Bribery	0	0	0	0
Counterfeiting/Forgery	1	1	1	0
Vandalism	68	9	3	2
Drug/Narcotics	27	18	10	0
Drug Equipment	32	15	7	0
Embezzlement	1	0	0	0
Extortion/Blackmail	0	0	0	0
Fraud	19	2	1	0
Gambling	0	0	0	0
Kidnapping	0	0	0	0
Pornography	1	0	0	0
Prostitution	0	0	0	0
Forcible Sodomy	0	0	0	0
Sexual Assault w/Object	0	0	0	0
Forcible Fondling	2	2	0	0
Incest	0	0	0	0
Statutory Rape	2	2	2	0
Stolen Property	5	2	0	0
Weapon Law Violation	0	0	0	0
Total Group "A"	478	176	79	15

Total Offenses - 5 year trend



Total Arrests - 5 year trend



Group "B" Arrests	Arrests	
	Adult	Juvenile
Bad Checks	3	0
Curfew/Vagrancy	0	0
Disorderly Conduct	0	0
DUI	60	1
Drunkenness	1	0
Family Offense-nonviolent	0	0
Liquor Law Violation	24	8
Peeping Tom	0	0
Runaways	0	5
Trespass	1	0
All Other Offenses	97	2
Total Group "B"	186	16

Agency 2008 Crime Report

Latah County Total

Population: 36,388
County: Latah

Offense Overview

- Offense total 1,611
- % change from 2007 5.8
- # of cleared offenses 551
- Percent cleared 34.2

- Group "A" Crime Rate per 100,000 population 4427.3

- Summary based reporting crime rate per 100,000 population is calculated for other state crime comparisons only. 2165.5

Arrest Overview

- Arrest total 1,175
- % change from 2007 22.4
- Adult arrest total 1,073
- Juvenile arrest total 102


- Arrest Rate per 100,000 population 3229.1

Group "A" Offenses	Offenses		Arrests	
	# Reported	# Cleared	Adult	Juvenile
Murder	0	0	0	0
Negligent Manslaughter	0	0	0	0
Forcible Rape	6	0	0	0
Robbery	4	1	0	2
Aggravated Assault	31	24	15	0
Burglary	128	31	20	7
Larceny	592	98	82	30
Motor Vehicle Theft	25	5	7	2
Arson	2	1	1	0
Simple Assault	256	178	106	7
Intimidation	4	4	4	0
Bribery	0	0	0	0
Counterfeiting/Forgery	5	3	4	0
Vandalism	314	43	29	5
Drug/Narcotics	87	75	72	6
Drug Equipment	84	66	26	1
Embezzlement	1	0	0	0
Extortion/Blackmail	0	0	0	0
Fraud	52	8	3	0
Gambling	0	0	0	0
Kidnapping	0	0	0	0
Pornography	1	0	0	0
Prostitution	0	0	0	0
Forcible Sodomy	0	0	0	0
Sexual Assault w/Object	0	0	0	0
Forcible Fondling	2	2	0	0
Incest	0	0	0	0
Statutory Rape	3	2	2	0
Stolen Property	7	3	0	0
Weapon Law Violation	7	7	5	0
Total Group "A"	1,611	551	376	60

Total Offenses - 5 year trend



Total Arrests - 5 year trend



Group "B" Arrests	Arrests	
	Adult	Juvenile
Bad Checks	3	0
Curfew/Vagrancy	0	0
Disorderly Conduct	43	1
DUI	195	6
Drunkenness	1	0
Family Offense-nonviolent	0	0
Liquor Law Violation	267	26
Peeping Tom	2	0
Runaways	0	5
Trespass	14	0
All Other Offenses	172	4
Total Group "B"	697	42