

Agency 2008 Crime Report

Weiser Police Department

Population: 5,318
County: Washington

Offense Overview

- Offense total 231
- % change from 2007 19.7
- # of cleared offenses 123
- Percent cleared 53.2

- Group "A" Crime Rate per 100,000 population 4343.7

- Summary based reporting crime rate per 100,000 population is calculated for other state crime comparisons only. 2068.4

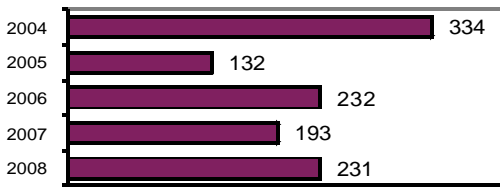
Arrest Overview

- Arrest total 266
- % change from 2007 6.0
- Adult arrest total 183
- Juvenile arrest total 83


- Arrest Rate per 100,000 population 5001.9

Group "A" Offenses	Offenses		Arrests	
	# Reported	# Cleared	Adult	Juvenile
Murder	0	0	0	0
Negligent Manslaughter	0	0	0	0
Forcible Rape	0	0	0	0
Robbery	1	0	0	0
Aggravated Assault	9	9	3	4
Burglary	27	3	1	2
Larceny	65	25	10	16
Motor Vehicle Theft	8	1	1	0
Arson	0	0	0	0
Simple Assault	38	35	25	5
Intimidation	1	1	1	0
Bribery	0	0	0	0
Counterfeiting/Forgery	2	1	1	0
Vandalism	33	10	4	10
Drug/Narcotics	17	16	13	3
Drug Equipment	20	18	8	2
Embezzlement	0	0	0	0
Extortion/Blackmail	0	0	0	0
Fraud	5	3	2	0
Gambling	0	0	0	0
Kidnapping	0	0	0	0
Pornography	1	0	0	0
Prostitution	0	0	0	0
Forcible Sodomy	0	0	0	0
Sexual Assault w/Object	0	0	0	0
Forcible Fondling	4	1	1	0
Incest	0	0	0	0
Statutory Rape	0	0	0	0
Stolen Property	0	0	0	0
Weapon Law Violation	0	0	0	0
Total Group "A"	231	123	70	42

Total Offenses - 5 year trend



Total Arrests - 5 year trend



Group "B" Arrests	Arrests	
	Adult	Juvenile
Bad Checks	0	0
Curfew/Vagrancy	0	1
Disorderly Conduct	39	11
DUI	35	0
Drunkenness	1	0
Family Offense-nonviolent	0	0
Liquor Law Violation	14	8
Peeping Tom	0	0
Runaways	0	0
Trespass	2	2
All Other Offenses	22	19
Total Group "B"	113	41

Agency 2008 Crime Report

Washington County Sheriff

Population: 4,825
County: Washington

Offense Overview

- Offense total 62
- % change from 2007 **-18.4**
- # of cleared offenses 42
- Percent cleared 67.7

- Group "A" Crime Rate per 100,000 population 1285.0

- Summary based reporting crime rate per 100,000 population is calculated for other state crime comparisons only. 580.3

Arrest Overview

- Arrest total 214
- % change from 2007 **-26.0**
- Adult arrest total 187
- Juvenile arrest total 27


- Arrest Rate per 100,000 population 4435.2

Group "A" Offenses	Offenses		Arrests	
	# Reported	# Cleared	Adult	Juvenile
Murder	0	0	0	0
Negligent Manslaughter	0	0	0	0
Forcible Rape	0	0	0	0
Robbery	0	0	0	0
Aggravated Assault	3	3	2	1
Burglary	10	4	1	3
Larceny	12	4	5	0
Motor Vehicle Theft	3	1	2	0
Arson	0	0	0	0
Simple Assault	9	9	6	1
Intimidation	0	0	0	0
Bribery	0	0	0	0
Counterfeiting/Forgery	1	1	1	0
Vandalism	3	3	3	0
Drug/Narcotics	10	8	4	2
Drug Equipment	9	7	3	1
Embezzlement	0	0	0	0
Extortion/Blackmail	0	0	0	0
Fraud	0	0	0	0
Gambling	0	0	0	0
Kidnapping	0	0	0	0
Pornography	0	0	0	0
Prostitution	0	0	0	0
Forcible Sodomy	0	0	0	0
Sexual Assault w/Object	0	0	0	0
Forcible Fondling	1	1	1	0
Incest	0	0	0	0
Statutory Rape	0	0	0	0
Stolen Property	0	0	0	0
Weapon Law Violation	1	1	0	0
Total Group "A"	62	42	28	8

Total Offenses - 5 year trend



Total Arrests - 5 year trend



Group "B" Arrests	Arrests	
	Adult	Juvenile
Bad Checks	0	0
Curfew/Vagrancy	2	0
Disorderly Conduct	4	0
DUI	15	1
Drunkenness	0	0
Family Offense-nonviolent	0	0
Liquor Law Violation	10	5
Peeping Tom	0	0
Runaways	0	0
Trespass	0	0
All Other Offenses	128	13
Total Group "B"	159	19

Agency 2008 Crime Report

Washington County Total

Population: 10,143
County: Washington

Offense Overview

- Offense total 293
- % change from 2007 8.9
- # of cleared offenses 165
- Percent cleared 56.3

- Group "A" Crime Rate per 100,000 population 2888.7

- Summary based reporting crime rate per 100,000 population is calculated for other state crime comparisons only. 1360.5

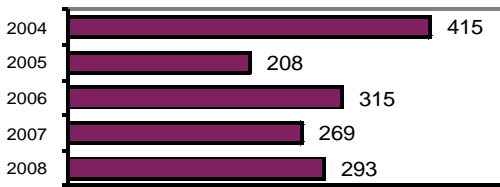
Arrest Overview

- Arrest total 480
- % change from 2007 -11.1
- Adult arrest total 370
- Juvenile arrest total 110

- Arrest Rate per 100,000 population 4732.3

Group "A" Offenses	Offenses		Arrests	
	# Reported	# Cleared	Adult	Juvenile
Murder	0	0	0	0
Negligent Manslaughter	0	0	0	0
Forcible Rape	0	0	0	0
Robbery	1	0	0	0
Aggravated Assault	12	12	5	5
Burglary	37	7	2	5
Larceny	77	29	15	16
Motor Vehicle Theft	11	2	3	0
Arson	0	0	0	0
Simple Assault	47	44	31	6
Intimidation	1	1	1	0
Bribery	0	0	0	0
Counterfeiting/Forgery	3	2	2	0
Vandalism	36	13	7	10
Drug/Narcotics	27	24	17	5
Drug Equipment	29	25	11	3
Embezzlement	0	0	0	0
Extortion/Blackmail	0	0	0	0
Fraud	5	3	2	0
Gambling	0	0	0	0
Kidnapping	0	0	0	0
Pornography	1	0	0	0
Prostitution	0	0	0	0
Forcible Sodomy	0	0	0	0
Sexual Assault w/Object	0	0	0	0
Forcible Fondling	5	2	2	0
Incest	0	0	0	0
Statutory Rape	0	0	0	0
Stolen Property	0	0	0	0
Weapon Law Violation	1	1	0	0
Total Group "A"	293	165	98	50

Total Offenses - 5 year trend



Total Arrests - 5 year trend



Group "B" Arrests	Arrests	
	Adult	Juvenile
Bad Checks	0	0
Curfew/Vagrancy	2	1
Disorderly Conduct	43	11
DUI	50	1
Drunkenness	1	0
Family Offense-nonviolent	0	0
Liquor Law Violation	24	13
Peeping Tom	0	0
Runaways	0	0
Trespass	2	2
All Other Offenses	150	32
Total Group "B"	272	60