

Agency 2009 Crime Report

Idaho Falls Police Department

Population: 54,702
County: Bonneville

Offense Overview

- Offense total 4,176
- % change from 2008 **-1.7**
- # of cleared offenses 1,710
- Percent cleared 40.9

- Group "A" Crime Rate per 100,000 population 7634.1

- Summary based reporting crime rate per 100,000 population is calculated for other state crime comparisons only. 3383.8

Arrest Overview

- Arrest total 3,700
- % change from 2008 **-1.3**
- Adult arrest total 2,869
- Juvenile arrest total 831


- Arrest Rate per 100,000 population 6763.9

Group "A" Offenses	Offenses		Arrests	
	# Reported	# Cleared	Adult	Juvenile
Murder	2	2	0	0
Negligent Manslaughter	0	0	0	0
Forcible Rape	25	4	0	0
Robbery	16	6	6	1
Aggravated Assault	159	118	76	11
Burglary	284	49	50	12
Larceny	1,278	368	279	136
Motor Vehicle Theft	79	12	4	7
Arson	8	3	2	1
Simple Assault	674	436	257	79
Intimidation	115	40	15	4
Bribery	0	0	0	0
Counterfeiting/Forgery	49	19	13	2
Vandalism	634	111	56	28
Drug/Narcotics	275	207	183	40
Drug Equipment	221	204	73	11
Embezzlement	11	6	1	1
Extortion/Blackmail	0	0	0	0
Fraud	171	33	17	10
Gambling	0	0	0	0
Kidnapping	24	11	7	1
Pornography	10	4	3	4
Prostitution	4	2	2	0
Forcible Sodomy	6	2	0	0
Sexual Assault w/Object	5	2	1	0
Forcible Fondling	50	21	7	2
Incest	0	0	0	0
Statutory Rape	12	4	4	0
Stolen Property	22	15	6	7
Weapon Law Violation	42	31	17	4
Total Group "A"	4,176	1,710	1,079	361

Total Offenses - 5 year trend



Total Arrests - 5 year trend



Group "B" Arrests	Arrests	
	Adult	Juvenile
Bad Checks	7	0
Curfew/Vagrancy	0	0
Disorderly Conduct	191	45
DUI	516	9
Drunkenness	0	0
Family Offense-nonviolent	71	2
Liquor Law Violation	200	124
Peeping Tom	1	0
Runaways	0	128
Trespass	38	23
All Other Offenses	766	139
Total Group "B"	1,790	470

Agency 2009 Crime Report

Bonneville County Sheriff

Population: 46,012

County: Bonneville

Offense Overview

- Offense total 2,468
- % change from 2008 **-3.9**
- # of cleared offenses 929
- Percent cleared 37.6

- Group "A" Crime Rate per 100,000 population 5363.8

- Summary based reporting crime rate per 100,000 population is calculated for other state crime comparisons only. 2140.7

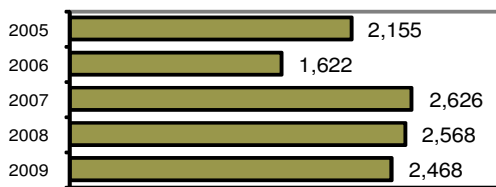
Arrest Overview

- Arrest total 2,145
- % change from 2008 14.0
- Adult arrest total 1,653
- Juvenile arrest total 492

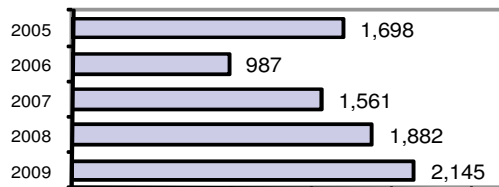
- Arrest Rate per 100,000 population 4661.8

Group "A" Offenses	Offenses		Arrests	
	# Reported	# Cleared	Adult	Juvenile
Murder	0	0	0	0
Negligent Manslaughter	0	0	0	0
Forcible Rape	16	8	0	0
Robbery	2	2	2	0
Aggravated Assault	105	74	39	9
Burglary	188	45	41	14
Larceny	609	141	74	73
Motor Vehicle Theft	59	21	0	10
Arson	6	3	1	4
Simple Assault	358	232	85	28
Intimidation	109	42	8	3
Bribery	0	0	0	0
Counterfeiting/Forgery	30	14	1	2
Vandalism	479	93	32	19
Drug/Narcotics	189	104	118	24
Drug Equipment	79	66	21	5
Embezzlement	4	2	2	0
Extortion/Blackmail	0	0	0	0
Fraud	121	25	7	2
Gambling	0	0	0	0
Kidnapping	16	8	3	0
Pornography	6	1	0	0
Prostitution	0	0	0	0
Forcible Sodomy	1	0	0	0
Sexual Assault w/Object	24	12	4	0
Forcible Fondling	17	5	3	0
Incest	0	0	0	0
Statutory Rape	10	2	2	0
Stolen Property	9	5	6	2
Weapon Law Violation	31	24	8	9
Total Group "A"	2,468	929	457	204

Total Offenses - 5 year trend



Total Arrests - 5 year trend



Group "B" Arrests	Arrests	
	Adult	Juvenile
Bad Checks	7	0
Curfew/Vagrancy	0	0
Disorderly Conduct	34	19
DUI	168	3
Drunkenness	0	0
Family Offense-nonviolent	25	0
Liquor Law Violation	65	60
Peeping Tom	0	0
Runaways	0	61
Trespass	8	8
All Other Offenses	889	137
Total Group "B"	1,196	288

Agency 2009 Crime Report

Bonneville County Total

Population: 100,714

County: Bonneville

Offense Overview

- Offense total 6,644
- % change from 2008 **-2.6**
- # of cleared offenses 2,639
- Percent cleared 39.7

- Group "A" Crime Rate per 100,000 population 6596.9

- Summary based reporting crime rate per 100,000 population is calculated for other state crime comparisons only. 2815.9


Arrest Overview

- Arrest total 5,845
- % change from 2008 3.8
- Adult arrest total 4,522
- Juvenile arrest total 1,323


- Arrest Rate per 100,000 population 5803.6

Group "A" Offenses	Offenses		Arrests	
	# Reported	# Cleared	Adult	Juvenile
Murder	2	2	0	0
Negligent Manslaughter	0	0	0	0
Forcible Rape	41	12	0	0
Robbery	18	8	8	1
Aggravated Assault	264	192	115	20
Burglary	472	94	91	26
Larceny	1,887	509	353	209
Motor Vehicle Theft	138	33	4	17
Arson	14	6	3	5
Simple Assault	1,032	668	342	107
Intimidation	224	82	23	7
Bribery	0	0	0	0
Counterfeiting/Forgery	79	33	14	4
Vandalism	1,113	204	88	47
Drug/Narcotics	464	311	301	64
Drug Equipment	300	270	94	16
Embezzlement	15	8	3	1
Extortion/Blackmail	0	0	0	0
Fraud	292	58	24	12
Gambling	0	0	0	0
Kidnapping	40	19	10	1
Pornography	16	5	3	4
Prostitution	4	2	2	0
Forcible Sodomy	7	2	0	0
Sexual Assault w/Object	29	14	5	0
Forcible Fondling	67	26	10	2
Incest	0	0	0	0
Statutory Rape	22	6	6	0
Stolen Property	31	20	12	9
Weapon Law Violation	73	55	25	13
Total Group "A"	6,644	2,639	1,536	565

Total Offenses - 5 year trend



Total Arrests - 5 year trend



Group "B" Arrests	Arrests	
	Adult	Juvenile
Bad Checks	14	0
Curfew/Vagrancy	0	0
Disorderly Conduct	225	64
DUI	684	12
Drunkenness	0	0
Family Offense-nonviolent	96	2
Liquor Law Violation	265	184
Peeping Tom	1	0
Runaways	0	189
Trespass	46	31
All Other Offenses	1,655	276
Total Group "B"	2,986	758