

Agency 2009 Crime Report

Bonners Ferry Police Department

Population: 2,592
County: Boundary

Offense Overview

- Offense total 131
- % change from 2008 24.8
- # of cleared offenses 95
- Percent cleared 72.5

- Group "A" Crime Rate per 100,000 population 5054.0

- Summary based reporting crime rate per 100,000 population is calculated for other state crime comparisons only. 1890.4

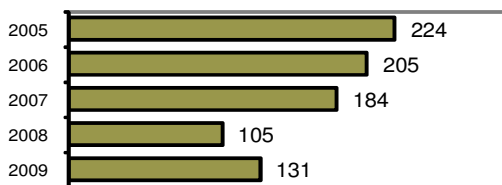
Arrest Overview

- Arrest total 213
- % change from 2008 5.4
- Adult arrest total 159
- Juvenile arrest total 54

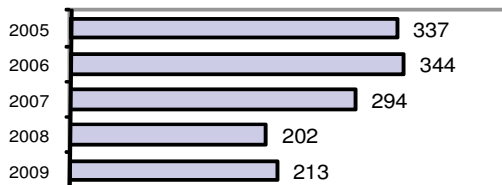
- Arrest Rate per 100,000 population 8217.6

Group "A" Offenses	Offenses		Arrests	
	# Reported	# Cleared	Adult	Juvenile
Murder	0	0	0	0
Negligent Manslaughter	0	0	0	0
Forcible Rape	0	0	0	0
Robbery	0	0	0	0
Aggravated Assault	5	5	3	0
Burglary	15	6	3	4
Larceny	27	11	8	4
Motor Vehicle Theft	1	0	0	0
Arson	1	1	0	0
Simple Assault	13	13	8	3
Intimidation	3	2	1	0
Bribery	0	0	0	0
Counterfeiting/Forgery	2	2	2	0
Vandalism	17	9	2	9
Drug/Narcotics	22	22	11	4
Drug Equipment	17	17	3	1
Embezzlement	0	0	0	0
Extortion/Blackmail	0	0	0	0
Fraud	3	2	2	0
Gambling	0	0	0	0
Kidnapping	0	0	0	0
Pornography	0	0	0	0
Prostitution	0	0	0	0
Forcible Sodomy	0	0	0	0
Sexual Assault w/Object	0	0	0	0
Forcible Fondling	1	1	1	0
Incest	0	0	0	0
Statutory Rape	0	0	0	0
Stolen Property	1	1	2	0
Weapon Law Violation	3	3	2	0
Total Group "A"	131	95	48	25

Total Offenses - 5 year trend



Total Arrests - 5 year trend



Group "B" Arrests	Arrests	
	Adult	Juvenile
Bad Checks	0	0
Curfew/Vagrancy	0	1
Disorderly Conduct	2	1
DUI	54	1
Drunkenness	3	0
Family Offense-nonviolent	0	0
Liquor Law Violation	9	4
Peeping Tom	0	0
Runaways	0	2
Trespass	1	0
All Other Offenses	42	20
Total Group "B"	111	29

Agency 2009 Crime Report

Boundary County Sheriff

Population: 8,448

County: Boundary

Offense Overview

- Offense total 207
- % change from 2008 7.8
- # of cleared offenses 104
- Percent cleared 50.2

- Group "A" Crime Rate per 100,000 population 2450.3

- Summary based reporting crime rate per 100,000 population is calculated for other state crime comparisons only. 1124.5

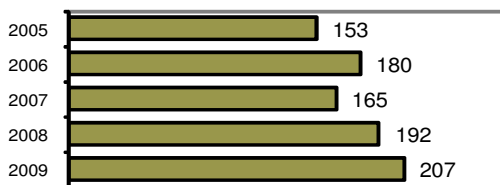
Arrest Overview

- Arrest total 165
- % change from 2008 -12.7
- Adult arrest total 141
- Juvenile arrest total 24

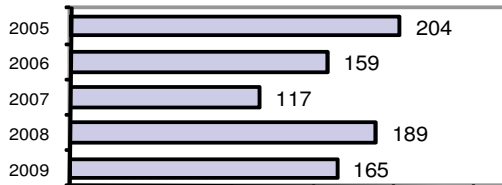
- Arrest Rate per 100,000 population 1953.1

Group "A" Offenses	Offenses		Arrests	
	# Reported	# Cleared	Adult	Juvenile
Murder	0	0	0	0
Negligent Manslaughter	0	0	0	0
Forcible Rape	5	4	1	0
Robbery	2	2	2	0
Aggravated Assault	5	4	2	0
Burglary	42	7	5	4
Larceny	37	8	2	4
Motor Vehicle Theft	4	3	3	0
Arson	0	0	0	0
Simple Assault	39	34	14	0
Intimidation	1	0	0	0
Bribery	0	0	0	0
Counterfeiting/Forgery	5	0	0	0
Vandalism	18	0	0	0
Drug/Narcotics	28	28	27	2
Drug Equipment	6	6	4	0
Embezzlement	0	0	0	0
Extortion/Blackmail	1	0	0	0
Fraud	6	1	0	0
Gambling	0	0	0	0
Kidnapping	0	0	0	0
Pornography	0	0	0	0
Prostitution	0	0	0	0
Forcible Sodomy	0	0	0	0
Sexual Assault w/Object	2	2	0	0
Forcible Fondling	4	3	1	0
Incest	0	0	0	0
Statutory Rape	0	0	0	0
Stolen Property	0	0	0	0
Weapon Law Violation	2	2	1	0
Total Group "A"	207	104	62	10

Total Offenses - 5 year trend



Total Arrests - 5 year trend



Group "B" Arrests	Arrests	
	Adult	Juvenile
Bad Checks	2	0
Curfew/Vagrancy	0	0
Disorderly Conduct	3	0
DUI	20	1
Drunkenness	1	0
Family Offense-nonviolent	0	0
Liquor Law Violation	2	1
Peeping Tom	0	0
Runaways	0	6
Trespass	0	0
All Other Offenses	51	6
Total Group "B"	79	14

Agency 2009 Crime Report

Boundary County Total

Population: 11,040
County: Boundary

Offense Overview

- Offense total 338
- % change from 2008 13.8
- # of cleared offenses 199
- Percent cleared 58.9

- Group "A" Crime Rate per 100,000 population 3061.6

- Summary based reporting crime rate per 100,000 population is calculated for other state crime comparisons only. 1304.3


Arrest Overview

- Arrest total 378
- % change from 2008 -3.3
- Adult arrest total 300
- Juvenile arrest total 78


- Arrest Rate per 100,000 population 3423.9

Group "A" Offenses	Offenses		Arrests	
	# Reported	# Cleared	Adult	Juvenile
Murder	0	0	0	0
Negligent Manslaughter	0	0	0	0
Forcible Rape	5	4	1	0
Robbery	2	2	2	0
Aggravated Assault	10	9	5	0
Burglary	57	13	8	8
Larceny	64	19	10	8
Motor Vehicle Theft	5	3	3	0
Arson	1	1	0	0
Simple Assault	52	47	22	3
Intimidation	4	2	1	0
Bribery	0	0	0	0
Counterfeiting/Forgery	7	2	2	0
Vandalism	35	9	2	9
Drug/Narcotics	50	50	38	6
Drug Equipment	23	23	7	1
Embezzlement	0	0	0	0
Extortion/Blackmail	1	0	0	0
Fraud	9	3	2	0
Gambling	0	0	0	0
Kidnapping	0	0	0	0
Pornography	0	0	0	0
Prostitution	0	0	0	0
Forcible Sodomy	0	0	0	0
Sexual Assault w/Object	2	2	0	0
Forcible Fondling	5	4	2	0
Incest	0	0	0	0
Statutory Rape	0	0	0	0
Stolen Property	1	1	2	0
Weapon Law Violation	5	5	3	0
Total Group "A"	338	199	110	35

Total Offenses - 5 year trend



Total Arrests - 5 year trend



Group "B" Arrests	Arrests	
	Adult	Juvenile
Bad Checks	2	0
Curfew/Vagrancy	0	1
Disorderly Conduct	5	1
DUI	74	2
Drunkenness	4	0
Family Offense-nonviolent	0	0
Liquor Law Violation	11	5
Peeping Tom	0	0
Runaways	0	8
Trespass	1	0
All Other Offenses	93	26
Total Group "B"	190	43