

Agency 2009 Crime Report

Caldwell Police Department

Population: 44,391
County: Canyon

Offense Overview

- Offense total 3,174
- % change from 2008 -11.5
- # of cleared offenses 1,630
- Percent cleared 51.4

- Group "A" Crime Rate per 100,000 population 7150.1

- Summary based reporting crime rate per 100,000 population is calculated for other state crime comparisons only. 2960.1

Arrest Overview

- Arrest total 2,314
- % change from 2008 6.9
- Adult arrest total 1,856
- Juvenile arrest total 458

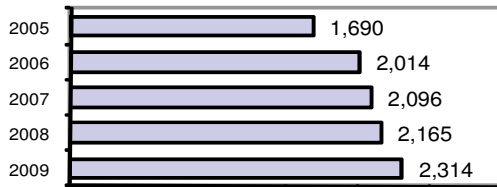
- Arrest Rate per 100,000 population 5212.8

Group "A" Offenses	Offenses		Arrests	
	# Reported	# Cleared	Adult	Juvenile
Murder	2	2	1	1
Negligent Manslaughter	0	0	0	0
Forcible Rape	15	10	2	0
Robbery	13	3	3	0
Aggravated Assault	146	119	44	4
Burglary	202	32	11	11
Larceny	848	236	127	42
Motor Vehicle Theft	81	22	1	2
Arson	7	0	0	0
Simple Assault	475	429	165	39
Intimidation	21	18	3	0
Bribery	0	0	0	0
Counterfeiting/Forgery	36	9	3	0
Vandalism	590	124	16	17
Drug/Narcotics	249	243	186	40
Drug Equipment	255	252	100	10
Embezzlement	5	4	0	0
Extortion/Blackmail	0	0	0	0
Fraud	85	17	3	0
Gambling	0	0	0	0
Kidnapping	7	4	0	0
Pornography	9	7	1	0
Prostitution	0	0	0	0
Forcible Sodomy	0	0	0	0
Sexual Assault w/Object	0	0	0	0
Forcible Fondling	28	15	0	1
Incest	0	0	0	0
Statutory Rape	5	4	0	0
Stolen Property	23	9	1	0
Weapon Law Violation	72	71	48	6
Total Group "A"	3,174	1,630	715	173

Total Offenses - 5 year trend



Total Arrests - 5 year trend



Group "B" Arrests	Arrests	
	Adult	Juvenile
Bad Checks	2	0
Curfew/Vagrancy	2	34
Disorderly Conduct	226	24
DUI	193	5
Drunkenness	2	0
Family Offense-nonviolent	65	1
Liquor Law Violation	192	69
Peeping Tom	0	0
Runaways	0	38
Trespass	11	0
All Other Offenses	448	114
Total Group "B"	1,141	285

Agency 2009 Crime Report

Nampa Police Department

Population: 83,875
County: Canyon

Offense Overview

- Offense total 5,297
- % change from 2008 **-14.0**
- # of cleared offenses 2,232
- Percent cleared 42.1

- Group "A" Crime Rate per 100,000 population 6315.4

- Summary based reporting crime rate per 100,000 population is calculated for other state crime comparisons only. 2830.4

Arrest Overview

- Arrest total 5,325
- % change from 2008 **-7.5**
- Adult arrest total 4,084
- Juvenile arrest total 1,241


- Arrest Rate per 100,000 population 6348.7

Group "A" Offenses	Offenses		Arrests	
	# Reported	# Cleared	Adult	Juvenile
Murder	0	0	1	0
Negligent Manslaughter	0	0	0	0
Forcible Rape	42	4	1	0
Robbery	21	9	9	3
Aggravated Assault	228	149	48	17
Burglary	478	77	50	42
Larceny	1,482	516	348	268
Motor Vehicle Theft	108	20	6	7
Arson	15	7	5	3
Simple Assault	820	554	315	95
Intimidation	9	7	1	3
Bribery	0	0	0	0
Counterfeiting/Forgery	78	6	7	0
Vandalism	719	127	47	59
Drug/Narcotics	362	306	247	63
Drug Equipment	341	318	100	17
Embezzlement	5	1	0	0
Extortion/Blackmail	0	0	0	0
Fraud	305	23	10	0
Gambling	0	0	0	0
Kidnapping	7	3	0	0
Pornography	13	1	2	0
Prostitution	1	0	1	0
Forcible Sodomy	3	0	0	0
Sexual Assault w/Object	0	0	0	0
Forcible Fondling	135	26	13	1
Incest	3	0	0	0
Statutory Rape	8	1	1	0
Stolen Property	27	11	4	2
Weapon Law Violation	87	66	48	11
Total Group "A"	5,297	2,232	1,264	591

Total Offenses - 5 year trend



Total Arrests - 5 year trend



Group "B" Arrests	Arrests	
	Adult	Juvenile
Bad Checks	7	0
Curfew/Vagrancy	1	78
Disorderly Conduct	280	73
DUI	647	15
Drunkenness	39	0
Family Offense-nonviolent	195	5
Liquor Law Violation	308	120
Peeping Tom	0	0
Runaways	0	154
Trespass	12	4
All Other Offenses	1,331	201
Total Group "B"	2,820	650

Agency 2009 Crime Report

Parma Police Department

Population: 1,881

County: Canyon

Offense Overview

- Offense total 113
- % change from 2008 **-2.6**
- # of cleared offenses 71
- Percent cleared 62.8

- Group "A" Crime Rate per 100,000 population 6007.4

- Summary based reporting crime rate per 100,000 population is calculated for other state crime comparisons only. 1860.7


Arrest Overview

- Arrest total 101
- % change from 2008 **-25.2**
- Adult arrest total 72
- Juvenile arrest total 29

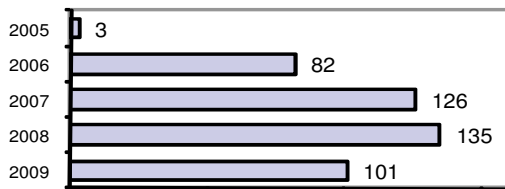
- Arrest Rate per 100,000 population 5369.5

Group "A" Offenses	Offenses		Arrests	
	# Reported	# Cleared	Adult	Juvenile
Murder	0	0	0	0
Negligent Manslaughter	0	0	0	0
Forcible Rape	0	0	0	0
Robbery	0	0	0	0
Aggravated Assault	1	1	1	0
Burglary	13	4	1	3
Larceny	19	4	0	2
Motor Vehicle Theft	2	0	0	0
Arson	0	0	0	0
Simple Assault	28	27	18	6
Intimidation	2	2	1	0
Bribery	0	0	0	0
Counterfeiting/Forgery	0	0	0	0
Vandalism	15	3	2	0
Drug/Narcotics	11	11	7	1
Drug Equipment	14	14	6	2
Embezzlement	0	0	0	0
Extortion/Blackmail	0	0	0	0
Fraud	1	0	0	0
Gambling	0	0	0	0
Kidnapping	0	0	0	0
Pornography	0	0	0	0
Prostitution	0	0	0	0
Forcible Sodomy	0	0	0	0
Sexual Assault w/Object	0	0	0	0
Forcible Fondling	3	2	1	1
Incest	0	0	0	0
Statutory Rape	1	0	0	0
Stolen Property	2	2	2	0
Weapon Law Violation	1	1	0	0
Total Group "A"	113	71	39	15

Total Offenses - 5 year trend



Total Arrests - 5 year trend



Group "B" Arrests	Arrests	
	Adult	Juvenile
Bad Checks	0	0
Curfew/Vagrancy	0	4
Disorderly Conduct	3	0
DUI	19	0
Drunkenness	0	0
Family Offense-nonviolent	2	0
Liquor Law Violation	9	8
Peeping Tom	0	0
Runaways	0	2
Trespass	0	0
All Other Offenses	0	0
Total Group "B"	33	14

Agency 2009 Crime Report

Wilder Police Department

Population: 1,474
County: Canyon

Offense Overview

- Offense total 94
- % change from 2008 14.6
- # of cleared offenses 66
- Percent cleared 70.2

- Group "A" Crime Rate per 100,000 population 6377.2

- Summary based reporting crime rate per 100,000 population is calculated for other state crime comparisons only. 1763.9

Arrest Overview

- Arrest total 127
- % change from 2008 14.4
- Adult arrest total 100
- Juvenile arrest total 27

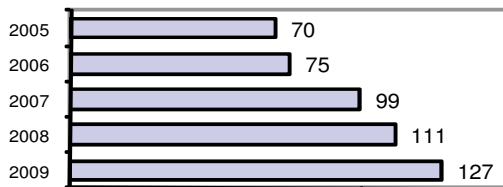
- Arrest Rate per 100,000 population 8616.0

Group "A" Offenses	Offenses		Arrests	
	# Reported	# Cleared	Adult	Juvenile
Murder	0	0	0	0
Negligent Manslaughter	0	0	0	0
Forcible Rape	0	0	1	0
Robbery	0	0	0	0
Aggravated Assault	5	5	2	1
Burglary	4	1	0	0
Larceny	15	5	5	3
Motor Vehicle Theft	1	0	0	0
Arson	1	1	0	0
Simple Assault	18	18	6	6
Intimidation	1	1	0	0
Bribery	0	0	0	0
Counterfeiting/Forgery	2	1	0	0
Vandalism	21	10	0	4
Drug/Narcotics	14	14	14	1
Drug Equipment	8	8	0	0
Embezzlement	0	0	0	0
Extortion/Blackmail	0	0	0	0
Fraud	3	2	0	0
Gambling	0	0	0	0
Kidnapping	0	0	0	0
Pornography	0	0	0	0
Prostitution	0	0	0	0
Forcible Sodomy	0	0	0	0
Sexual Assault w/Object	0	0	0	0
Forcible Fondling	1	0	0	0
Incest	0	0	0	0
Statutory Rape	0	0	0	0
Stolen Property	0	0	0	0
Weapon Law Violation	0	0	0	0
Total Group "A"	94	66	28	15

Total Offenses - 5 year trend



Total Arrests - 5 year trend



Group "B" Arrests	Arrests	
	Adult	Juvenile
Bad Checks	0	0
Curfew/Vagrancy	0	0
Disorderly Conduct	8	2
DUI	28	0
Drunkenness	1	0
Family Offense-nonviolent	2	0
Liquor Law Violation	26	8
Peeping Tom	0	0
Runaways	0	1
Trespass	1	0
All Other Offenses	6	1
Total Group "B"	72	12

Agency 2009 Crime Report

Canyon County Sheriff

Population: 58,279
County: Canyon

Offense Overview

- Offense total 1,377
- % change from 2008 -14.7
- # of cleared offenses 548
- Percent cleared 39.8

- Group "A" Crime Rate per 100,000 population 2362.8

- Summary based reporting crime rate per 100,000 population is calculated for other state crime comparisons only. 1139.3

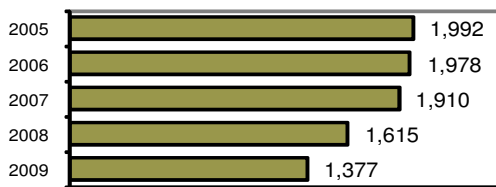
Arrest Overview

- Arrest total 733
- % change from 2008 -21.1
- Adult arrest total 606
- Juvenile arrest total 127

- Arrest Rate per 100,000 population 1257.7

Group "A" Offenses	Offenses		Arrests	
	# Reported	# Cleared	Adult	Juvenile
Murder	0	0	0	0
Negligent Manslaughter	0	0	0	0
Forcible Rape	9	3	0	0
Robbery	1	1	1	0
Aggravated Assault	53	39	19	1
Burglary	201	28	14	3
Larceny	338	70	39	9
Motor Vehicle Theft	57	9	0	3
Arson	5	0	0	0
Simple Assault	237	174	77	13
Intimidation	0	0	1	0
Bribery	0	0	0	0
Counterfeiting/Forgery	11	0	1	0
Vandalism	184	18	4	5
Drug/Narcotics	117	97	69	10
Drug Equipment	84	72	24	1
Embezzlement	1	0	0	0
Extortion/Blackmail	0	0	0	0
Fraud	18	3	1	0
Gambling	0	0	0	0
Kidnapping	4	0	0	0
Pornography	2	1	0	0
Prostitution	0	0	0	0
Forcible Sodomy	1	1	0	0
Sexual Assault w/Object	0	0	0	0
Forcible Fondling	41	25	10	1
Incest	2	0	0	0
Statutory Rape	3	0	0	0
Stolen Property	2	1	0	0
Weapon Law Violation	6	6	6	0
Total Group "A"	1,377	548	266	46

Total Offenses - 5 year trend



Total Arrests - 5 year trend



Group "B" Arrests	Arrests	
	Adult	Juvenile
Bad Checks	0	0
Curfew/Vagrancy	0	2
Disorderly Conduct	32	0
DUI	207	1
Drunkenness	3	0
Family Offense-nonviolent	22	0
Liquor Law Violation	40	27
Peeping Tom	0	0
Runaways	0	22
Trespass	7	1
All Other Offenses	29	28
Total Group "B"	340	81

Agency 2009 Crime Report

Canyon County Total

Population: 189,900
County: Canyon

Offense Overview

- Offense total 10,055
- % change from 2008 **-13.0**
- # of cleared offenses 4,547
- Percent cleared 45.2

- Group "A" Crime Rate per 100,000 population 5294.9

- Summary based reporting crime rate per 100,000 population is calculated for other state crime comparisons only. 2323.9


Arrest Overview

- Arrest total 8,600
- % change from 2008 **-5.5**
- Adult arrest total 6,718
- Juvenile arrest total 1,882


- Arrest Rate per 100,000 population 4528.7

Group "A" Offenses	Offenses		Arrests	
	# Reported	# Cleared	Adult	Juvenile
Murder	2	2	2	1
Negligent Manslaughter	0	0	0	0
Forcible Rape	66	17	4	0
Robbery	35	13	13	3
Aggravated Assault	433	313	114	23
Burglary	898	142	76	59
Larceny	2,702	831	519	324
Motor Vehicle Theft	249	51	7	12
Arson	28	8	5	3
Simple Assault	1,578	1,202	581	159
Intimidation	33	28	6	3
Bribery	0	0	0	0
Counterfeiting/Forgery	127	16	11	0
Vandalism	1,529	282	69	85
Drug/Narcotics	753	671	523	115
Drug Equipment	702	664	230	30
Embezzlement	11	5	0	0
Extortion/Blackmail	0	0	0	0
Fraud	412	45	14	0
Gambling	0	0	0	0
Kidnapping	18	7	0	0
Pornography	24	9	3	0
Prostitution	1	0	1	0
Forcible Sodomy	4	1	0	0
Sexual Assault w/Object	0	0	0	0
Forcible Fondling	208	68	24	4
Incest	5	0	0	0
Statutory Rape	17	5	1	0
Stolen Property	54	23	7	2
Weapon Law Violation	166	144	102	17
Total Group "A"	10,055	4,547	2,312	840

Total Offenses - 5 year trend



Total Arrests - 5 year trend



Group "B" Arrests	Arrests	
	Adult	Juvenile
Bad Checks	9	0
Curfew/Vagrancy	3	118
Disorderly Conduct	549	99
DUI	1,094	21
Drunkenness	45	0
Family Offense-nonviolent	286	6
Liquor Law Violation	575	232
Peeping Tom	0	0
Runaways	0	217
Trespass	31	5
All Other Offenses	1,814	344
Total Group "B"	4,406	1,042