

Agency 2009 Crime Report

Soda Springs Police Department

Population: 3,040
County: Caribou

Offense Overview

- Offense total 93
- % change from 2008 **-4.1**
- # of cleared offenses 69
- Percent cleared 74.2

- Group "A" Crime Rate per 100,000 population 3059.2

- Summary based reporting crime rate per 100,000 population is calculated for other state crime comparisons only. 986.8

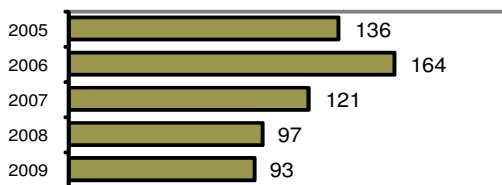
Arrest Overview

- Arrest total 149
- % change from 2008 11.2
- Adult arrest total 120
- Juvenile arrest total 29

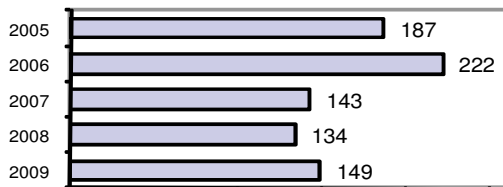
- Arrest Rate per 100,000 population 4901.3

Group "A" Offenses	Offenses		Arrests	
	# Reported	# Cleared	Adult	Juvenile
Murder	0	0	0	0
Negligent Manslaughter	0	0	0	0
Forcible Rape	0	0	0	0
Robbery	0	0	0	0
Aggravated Assault	2	2	1	0
Burglary	7	2	3	0
Larceny	21	10	7	3
Motor Vehicle Theft	0	0	0	0
Arson	0	0	0	0
Simple Assault	10	10	11	0
Intimidation	0	0	0	0
Bribery	0	0	0	0
Counterfeiting/Forgery	0	0	0	0
Vandalism	9	4	2	6
Drug/Narcotics	30	29	30	5
Drug Equipment	11	10	5	1
Embezzlement	0	0	0	0
Extortion/Blackmail	0	0	0	0
Fraud	1	0	0	0
Gambling	0	0	0	0
Kidnapping	0	0	0	0
Pornography	0	0	0	0
Prostitution	0	0	0	0
Forcible Sodomy	0	0	0	0
Sexual Assault w/Object	0	0	0	0
Forcible Fondling	1	1	1	0
Incest	0	0	0	0
Statutory Rape	0	0	0	0
Stolen Property	0	0	0	0
Weapon Law Violation	1	1	0	0
Total Group "A"	93	69	60	15

Total Offenses - 5 year trend



Total Arrests - 5 year trend



Group "B" Arrests	Arrests	
	Adult	Juvenile
Bad Checks	0	0
Curfew/Vagrancy	0	2
Disorderly Conduct	8	0
DUI	16	1
Drunkenness	0	0
Family Offense-nonviolent	8	0
Liquor Law Violation	7	4
Peeping Tom	0	0
Runaways	0	0
Trespass	1	0
All Other Offenses	20	7
Total Group "B"	60	14

Agency 2009 Crime Report

Caribou County Sheriff

Population: 3,707
County: Caribou

Offense Overview

- Offense total 69
- % change from 2008 40.8
- # of cleared offenses 26
- Percent cleared 37.7

- Group "A" Crime Rate per 100,000 population 1861.3

- Summary based reporting crime rate per 100,000 population is calculated for other state crime comparisons only. 755.3

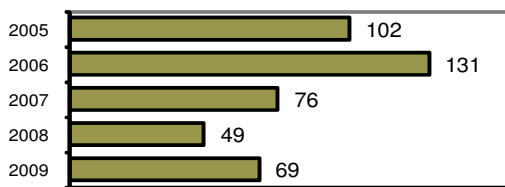
Arrest Overview

- Arrest total 109
- % change from 2008 **-17.4**
- Adult arrest total 91
- Juvenile arrest total 18

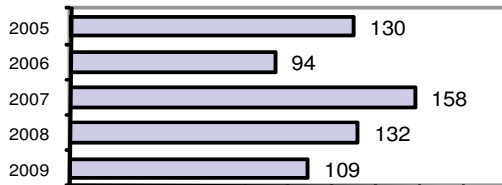
- Arrest Rate per 100,000 population 2940.4

Group "A" Offenses	Offenses		Arrests	
	# Reported	# Cleared	Adult	Juvenile
Murder	0	0	0	0
Negligent Manslaughter	0	0	0	0
Forcible Rape	0	0	0	0
Robbery	0	0	0	0
Aggravated Assault	0	0	0	0
Burglary	6	1	1	0
Larceny	21	4	4	0
Motor Vehicle Theft	1	0	0	0
Arson	0	0	0	0
Simple Assault	2	2	2	0
Intimidation	4	1	0	0
Bribery	0	0	0	0
Counterfeiting/Forgery	1	0	0	0
Vandalism	15	1	0	0
Drug/Narcotics	7	7	5	1
Drug Equipment	5	5	1	0
Embezzlement	1	1	1	0
Extortion/Blackmail	0	0	0	0
Fraud	0	0	0	0
Gambling	0	0	0	0
Kidnapping	0	0	0	0
Pornography	1	0	0	0
Prostitution	0	0	0	0
Forcible Sodomy	0	0	0	0
Sexual Assault w/Object	0	0	0	0
Forcible Fondling	3	2	1	0
Incest	0	0	0	0
Statutory Rape	0	0	0	0
Stolen Property	0	0	0	0
Weapon Law Violation	2	2	3	0
Total Group "A"	69	26	18	1

Total Offenses - 5 year trend



Total Arrests - 5 year trend



Group "B" Arrests	Arrests	
	Adult	Juvenile
Bad Checks	0	0
Curfew/Vagrancy	0	0
Disorderly Conduct	3	2
DUI	12	0
Drunkenness	0	0
Family Offense-nonviolent	0	0
Liquor Law Violation	27	7
Peeping Tom	0	0
Runaways	0	1
Trespass	0	0
All Other Offenses	31	7
Total Group "B"	73	17

Agency 2009 Crime Report

Caribou County Total

Population: 6,747

County: Caribou

Offense Overview

- Offense total 162
- % change from 2008 11.0
- # of cleared offenses 95
- Percent cleared 58.6

- Group "A" Crime Rate per 100,000 population 2401.1

- Summary based reporting crime rate per 100,000 population is calculated for other state crime comparisons only. 859.6

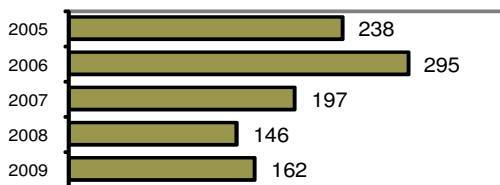
Arrest Overview

- Arrest total 258
- % change from 2008 **-3.0**
- Adult arrest total 211
- Juvenile arrest total 47


- Arrest Rate per 100,000 population 3823.9

Group "A" Offenses	Offenses		Arrests	
	# Reported	# Cleared	Adult	Juvenile
Murder	0	0	0	0
Negligent Manslaughter	0	0	0	0
Forcible Rape	0	0	0	0
Robbery	0	0	0	0
Aggravated Assault	2	2	1	0
Burglary	13	3	4	0
Larceny	42	14	11	3
Motor Vehicle Theft	1	0	0	0
Arson	0	0	0	0
Simple Assault	12	12	13	0
Intimidation	4	1	0	0
Bribery	0	0	0	0
Counterfeiting/Forgery	1	0	0	0
Vandalism	24	5	2	6
Drug/Narcotics	37	36	35	6
Drug Equipment	16	15	6	1
Embezzlement	1	1	1	0
Extortion/Blackmail	0	0	0	0
Fraud	1	0	0	0
Gambling	0	0	0	0
Kidnapping	0	0	0	0
Pornography	1	0	0	0
Prostitution	0	0	0	0
Forcible Sodomy	0	0	0	0
Sexual Assault w/Object	0	0	0	0
Forcible Fondling	4	3	2	0
Incest	0	0	0	0
Statutory Rape	0	0	0	0
Stolen Property	0	0	0	0
Weapon Law Violation	3	3	3	0
Total Group "A"	162	95	78	16

Total Offenses - 5 year trend



Total Arrests - 5 year trend



Group "B" Arrests	Arrests	
	Adult	Juvenile
Bad Checks	0	0
Curfew/Vagrancy	0	2
Disorderly Conduct	11	2
DUI	28	1
Drunkenness	0	0
Family Offense-nonviolent	8	0
Liquor Law Violation	34	11
Peeping Tom	0	0
Runaways	0	1
Trespass	1	0
All Other Offenses	51	14
Total Group "B"	133	31