

Agency 2009 Crime Report

Orofino Police Department

Population: 3,024
County: Clearwater

Offense Overview

- Offense total 244
- % change from 2008 -7.6
- # of cleared offenses 71
- Percent cleared 29.1

- Group "A" Crime Rate per 100,000 population 8068.8

- Summary based reporting crime rate per 100,000 population is calculated for other state crime comparisons only. 4232.8

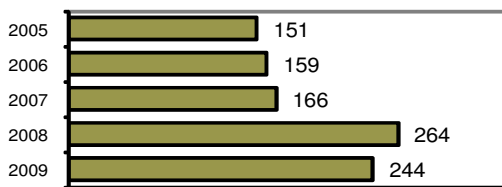
Arrest Overview

- Arrest total 184
- % change from 2008 -17.1
- Adult arrest total 141
- Juvenile arrest total 43

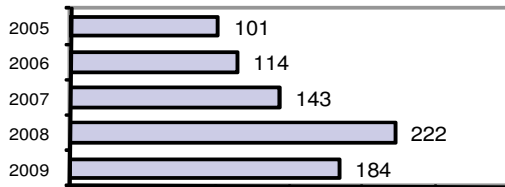
- Arrest Rate per 100,000 population 6084.7

Group "A" Offenses	Offenses		Arrests	
	# Reported	# Cleared	Adult	Juvenile
Murder	0	0	0	0
Negligent Manslaughter	0	0	0	0
Forcible Rape	0	0	0	0
Robbery	0	0	0	0
Aggravated Assault	9	7	6	0
Burglary	40	6	2	2
Larceny	71	10	5	4
Motor Vehicle Theft	6	2	0	0
Arson	2	0	0	0
Simple Assault	29	17	11	2
Intimidation	4	1	3	0
Bribery	0	0	0	0
Counterfeiting/Forgery	1	0	0	0
Vandalism	37	2	0	0
Drug/Narcotics	17	12	9	2
Drug Equipment	14	8	2	0
Embezzlement	0	0	0	0
Extortion/Blackmail	0	0	0	0
Fraud	7	1	0	0
Gambling	0	0	0	0
Kidnapping	0	0	0	0
Pornography	0	0	0	0
Prostitution	0	0	0	0
Forcible Sodomy	0	0	0	0
Sexual Assault w/Object	0	0	0	0
Forcible Fondling	1	0	0	0
Incest	0	0	0	0
Statutory Rape	0	0	0	0
Stolen Property	0	0	0	0
Weapon Law Violation	6	5	5	0
Total Group "A"	244	71	43	10

Total Offenses - 5 year trend



Total Arrests - 5 year trend



Group "B" Arrests	Arrests	
	Adult	Juvenile
Bad Checks	0	0
Curfew/Vagrancy	0	0
Disorderly Conduct	6	0
DUI	29	1
Drunkenness	1	0
Family Offense-nonviolent	0	0
Liquor Law Violation	17	11
Peeping Tom	0	0
Runaways	0	5
Trespass	5	0
All Other Offenses	40	16
Total Group "B"	98	33

Agency 2009 Crime Report

Clearwater County Sheriff

Population: 5,043
County: Clearwater

Offense Overview

- Offense total 345
- % change from 2008 **-6.0**
- # of cleared offenses 110
- Percent cleared 31.9

- Group "A" Crime Rate per 100,000 population 6841.2

- Summary based reporting crime rate per 100,000 population is calculated for other state crime comparisons only. 1883.8

Arrest Overview

- Arrest total 241
- % change from 2008 **-16.6**
- Adult arrest total 207
- Juvenile arrest total 34


- Arrest Rate per 100,000 population 4778.9

Group "A" Offenses	Offenses		Arrests	
	# Reported	# Cleared	Adult	Juvenile
Murder	0	0	0	0
Negligent Manslaughter	0	0	0	0
Forcible Rape	0	0	0	0
Robbery	0	0	0	0
Aggravated Assault	17	9	6	0
Burglary	11	1	0	0
Larceny	67	5	2	0
Motor Vehicle Theft	0	0	0	0
Arson	0	0	0	0
Simple Assault	56	34	16	0
Intimidation	54	6	0	0
Bribery	0	0	0	0
Counterfeiting/Forgery	0	0	0	0
Vandalism	63	3	2	0
Drug/Narcotics	30	26	19	0
Drug Equipment	28	22	7	1
Embezzlement	0	0	0	0
Extortion/Blackmail	0	0	0	0
Fraud	5	0	0	0
Gambling	0	0	0	0
Kidnapping	2	0	0	0
Pornography	1	1	0	0
Prostitution	0	0	0	0
Forcible Sodomy	0	0	0	0
Sexual Assault w/Object	0	0	0	0
Forcible Fondling	7	0	0	0
Incest	0	0	0	0
Statutory Rape	0	0	0	0
Stolen Property	0	0	0	0
Weapon Law Violation	4	3	1	0
Total Group "A"	345	110	53	1

Total Offenses - 5 year trend



Total Arrests - 5 year trend



Group "B" Arrests	Arrests	
	Adult	Juvenile
Bad Checks	0	0
Curfew/Vagrancy	0	0
Disorderly Conduct	3	1
DUI	30	0
Drunkenness	1	0
Family Offense-nonviolent	4	0
Liquor Law Violation	37	22
Peeping Tom	0	0
Runaways	0	2
Trespass	14	0
All Other Offenses	65	8
Total Group "B"	154	33

Agency 2009 Crime Report

Clearwater County Total

Population: 8,067

County: Clearwater

Offense Overview

- Offense total 589
- % change from 2008 **-6.7**
- # of cleared offenses 181
- Percent cleared 30.7

- Group "A" Crime Rate per 100,000 population 7301.4

- Summary based reporting crime rate per 100,000 population is calculated for other state crime comparisons only. 2764.3


Arrest Overview

- Arrest total 425
- % change from 2008 **-16.8**
- Adult arrest total 348
- Juvenile arrest total 77

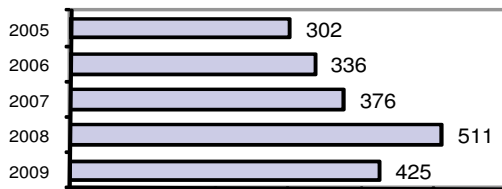
- Arrest Rate per 100,000 population 5268.4

Group "A" Offenses	Offenses		Arrests	
	# Reported	# Cleared	Adult	Juvenile
Murder	0	0	0	0
Negligent Manslaughter	0	0	0	0
Forcible Rape	0	0	0	0
Robbery	0	0	0	0
Aggravated Assault	26	16	12	0
Burglary	51	7	2	2
Larceny	138	15	7	4
Motor Vehicle Theft	6	2	0	0
Arson	2	0	0	0
Simple Assault	85	51	27	2
Intimidation	58	7	3	0
Bribery	0	0	0	0
Counterfeiting/Forgery	1	0	0	0
Vandalism	100	5	2	0
Drug/Narcotics	47	38	28	2
Drug Equipment	42	30	9	1
Embezzlement	0	0	0	0
Extortion/Blackmail	0	0	0	0
Fraud	12	1	0	0
Gambling	0	0	0	0
Kidnapping	2	0	0	0
Pornography	1	1	0	0
Prostitution	0	0	0	0
Forcible Sodomy	0	0	0	0
Sexual Assault w/Object	0	0	0	0
Forcible Fondling	8	0	0	0
Incest	0	0	0	0
Statutory Rape	0	0	0	0
Stolen Property	0	0	0	0
Weapon Law Violation	10	8	6	0
Total Group "A"	589	181	96	11

Total Offenses - 5 year trend



Total Arrests - 5 year trend



Group "B" Arrests	Arrests	
	Adult	Juvenile
Bad Checks	0	0
Curfew/Vagrancy	0	0
Disorderly Conduct	9	1
DUI	59	1
Drunkenness	2	0
Family Offense-nonviolent	4	0
Liquor Law Violation	54	33
Peeping Tom	0	0
Runaways	0	7
Trespass	19	0
All Other Offenses	105	24
Total Group "B"	252	66