

Agency 2009 Crime Report

Preston Police Department

Population: 5,101
County: Franklin

Offense Overview

- Offense total 170
- % change from 2008 -23.1
- # of cleared offenses 60
- Percent cleared 35.3

- Group "A" Crime Rate per 100,000 population 3332.7

- Summary based reporting crime rate per 100,000 population is calculated for other state crime comparisons only. 1372.3

Arrest Overview

- Arrest total 143
- % change from 2008 -48.0
- Adult arrest total 101
- Juvenile arrest total 42

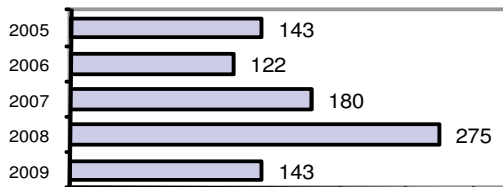
- Arrest Rate per 100,000 population 2803.4

Group "A" Offenses	Offenses		Arrests	
	# Reported	# Cleared	Adult	Juvenile
Murder	0	0	0	0
Negligent Manslaughter	1	1	0	0
Forcible Rape	0	0	0	0
Robbery	0	0	0	0
Aggravated Assault	2	1	1	0
Burglary	9	2	0	1
Larceny	57	14	11	10
Motor Vehicle Theft	1	1	1	0
Arson	1	0	0	0
Simple Assault	18	13	10	1
Intimidation	2	1	0	1
Bribery	0	0	0	0
Counterfeiting/Forgery	1	0	0	0
Vandalism	53	13	10	7
Drug/Narcotics	6	5	3	0
Drug Equipment	3	2	0	0
Embezzlement	0	0	0	0
Extortion/Blackmail	0	0	0	0
Fraud	10	1	1	0
Gambling	0	0	0	0
Kidnapping	0	0	0	0
Pornography	1	1	1	0
Prostitution	0	0	0	0
Forcible Sodomy	0	0	0	0
Sexual Assault w/Object	0	0	0	0
Forcible Fondling	5	5	1	2
Incest	0	0	0	0
Statutory Rape	0	0	0	0
Stolen Property	0	0	0	0
Weapon Law Violation	0	0	0	0
Total Group "A"	170	60	39	22

Total Offenses - 5 year trend



Total Arrests - 5 year trend



Group "B" Arrests	Arrests	
	Adult	Juvenile
Bad Checks	2	0
Curfew/Vagrancy	0	0
Disorderly Conduct	3	6
DUI	24	1
Drunkenness	0	0
Family Offense-nonviolent	0	2
Liquor Law Violation	6	3
Peeping Tom	0	0
Runaways	0	3
Trespass	2	0
All Other Offenses	25	5
Total Group "B"	62	20

Agency 2009 Crime Report

Franklin County Sheriff

Population: 7,429
County: Franklin

Offense Overview

- Offense total 112
- % change from 2008 0.9
- # of cleared offenses 25
- Percent cleared 22.3

- Group "A" Crime Rate per 100,000 population 1507.6

- Summary based reporting crime rate per 100,000 population is calculated for other state crime comparisons only. 780.7

Arrest Overview

- Arrest total 89
- % change from 2008 **-21.9**
- Adult arrest total 76
- Juvenile arrest total 13

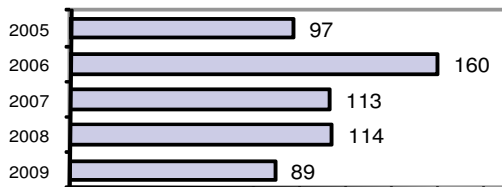
- Arrest Rate per 100,000 population 1198.0

Group "A" Offenses	Offenses		Arrests	
	# Reported	# Cleared	Adult	Juvenile
Murder	0	0	0	0
Negligent Manslaughter	0	0	0	0
Forcible Rape	0	0	0	0
Robbery	0	0	0	0
Aggravated Assault	7	2	2	0
Burglary	12	4	0	5
Larceny	37	3	1	1
Motor Vehicle Theft	2	0	0	0
Arson	0	0	0	0
Simple Assault	13	7	6	1
Intimidation	0	0	0	0
Bribery	0	0	0	0
Counterfeiting/Forgery	0	0	0	0
Vandalism	21	0	0	0
Drug/Narcotics	7	6	4	2
Drug Equipment	2	2	0	1
Embezzlement	0	0	0	0
Extortion/Blackmail	0	0	0	0
Fraud	1	0	0	0
Gambling	0	0	0	0
Kidnapping	0	0	0	0
Pornography	2	1	0	0
Prostitution	0	0	0	0
Forcible Sodomy	0	0	0	0
Sexual Assault w/Object	0	0	0	0
Forcible Fondling	3	0	0	0
Incest	0	0	0	0
Statutory Rape	0	0	0	0
Stolen Property	0	0	0	0
Weapon Law Violation	5	0	0	0
Total Group "A"	112	25	13	10

Total Offenses - 5 year trend



Total Arrests - 5 year trend



Group "B" Arrests	Arrests	
	Adult	Juvenile
Bad Checks	0	0
Curfew/Vagrancy	0	0
Disorderly Conduct	0	0
DUI	34	0
Drunkenness	0	0
Family Offense-nonviolent	0	0
Liquor Law Violation	28	2
Peeping Tom	0	0
Runaways	0	0
Trespass	0	0
All Other Offenses	1	1
Total Group "B"	63	3

Agency 2009 Crime Report

Franklin County Total

Population: 12,530
County: Franklin

Offense Overview

- Offense total 282
- % change from 2008 **-15.1**
- # of cleared offenses 85
- Percent cleared 30.1

- Group "A" Crime Rate per 100,000 population 2250.6

- Summary based reporting crime rate per 100,000 population is calculated for other state crime comparisons only. 1021.5


Arrest Overview

- Arrest total 232
- % change from 2008 **-40.4**
- Adult arrest total 177
- Juvenile arrest total 55

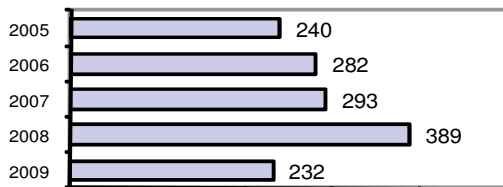
- Arrest Rate per 100,000 population 1851.6

Group "A" Offenses	Offenses		Arrests	
	# Reported	# Cleared	Adult	Juvenile
Murder	0	0	0	0
Negligent Manslaughter	1	1	0	0
Forcible Rape	0	0	0	0
Robbery	0	0	0	0
Aggravated Assault	9	3	3	0
Burglary	21	6	0	6
Larceny	94	17	12	11
Motor Vehicle Theft	3	1	1	0
Arson	1	0	0	0
Simple Assault	31	20	16	2
Intimidation	2	1	0	1
Bribery	0	0	0	0
Counterfeiting/Forgery	1	0	0	0
Vandalism	74	13	10	7
Drug/Narcotics	13	11	7	2
Drug Equipment	5	4	0	1
Embezzlement	0	0	0	0
Extortion/Blackmail	0	0	0	0
Fraud	11	1	1	0
Gambling	0	0	0	0
Kidnapping	0	0	0	0
Pornography	3	2	1	0
Prostitution	0	0	0	0
Forcible Sodomy	0	0	0	0
Sexual Assault w/Object	0	0	0	0
Forcible Fondling	8	5	1	2
Incest	0	0	0	0
Statutory Rape	0	0	0	0
Stolen Property	0	0	0	0
Weapon Law Violation	5	0	0	0
Total Group "A"	282	85	52	32

Total Offenses - 5 year trend



Total Arrests - 5 year trend



Group "B" Arrests	Arrests	
	Adult	Juvenile
Bad Checks	2	0
Curfew/Vagrancy	0	0
Disorderly Conduct	3	6
DUI	58	1
Drunkenness	0	0
Family Offense-nonviolent	0	2
Liquor Law Violation	34	5
Peeping Tom	0	0
Runaways	0	3
Trespass	2	0
All Other Offenses	26	6
Total Group "B"	125	23