

Agency 2009 Crime Report

Emmett Police Department

Population: 6,437
County: Gem

Offense Overview

- Offense total 443
- % change from 2008 **-22.4**
- # of cleared offenses 216
- Percent cleared 48.8

- Group "A" Crime Rate per 100,000 population 6882.1

- Summary based reporting crime rate per 100,000 population is calculated for other state crime comparisons only. 2361.3

Arrest Overview

- Arrest total 452
- % change from 2008 **-7.8**
- Adult arrest total 385
- Juvenile arrest total 67


- Arrest Rate per 100,000 population 7021.9

Group "A" Offenses	Offenses		Arrests	
	# Reported	# Cleared	Adult	Juvenile
Murder	0	0	0	0
Negligent Manslaughter	0	0	0	0
Forcible Rape	13	8	2	0
Robbery	0	0	0	0
Aggravated Assault	25	22	15	3
Burglary	21	2	2	0
Larceny	87	15	11	1
Motor Vehicle Theft	4	2	0	1
Arson	2	1	0	0
Simple Assault	135	96	28	5
Intimidation	5	0	0	0
Bribery	0	0	0	0
Counterfeiting/Forgery	10	2	1	0
Vandalism	44	8	3	0
Drug/Narcotics	29	21	16	0
Drug Equipment	32	21	9	2
Embezzlement	0	0	0	0
Extortion/Blackmail	0	0	0	0
Fraud	7	1	1	0
Gambling	0	0	0	0
Kidnapping	1	1	0	0
Pornography	6	3	0	0
Prostitution	1	1	1	0
Forcible Sodomy	1	1	0	0
Sexual Assault w/Object	0	0	0	0
Forcible Fondling	13	5	0	0
Incest	0	0	0	0
Statutory Rape	2	1	0	0
Stolen Property	0	0	0	0
Weapon Law Violation	5	5	1	1
Total Group "A"	443	216	90	13

Total Offenses - 5 year trend



Total Arrests - 5 year trend



Group "B" Arrests	Arrests	
	Adult	Juvenile
Bad Checks	0	0
Curfew/Vagrancy	0	6
Disorderly Conduct	39	0
DUI	52	3
Drunkenness	1	0
Family Offense-nonviolent	6	0
Liquor Law Violation	45	16
Peeping Tom	1	0
Runaways	0	1
Trespass	8	1
All Other Offenses	143	27
Total Group "B"	295	54

Agency 2009 Crime Report

Gem County Sheriff

Population: 10,158
County: Gem

Offense Overview

- Offense total 104
- % change from 2008 **-8.8**
- # of cleared offenses 73
- Percent cleared 70.2

- Group "A" Crime Rate per 100,000 population 1023.8

- Summary based reporting crime rate per 100,000 population is calculated for other state crime comparisons only. 472.5

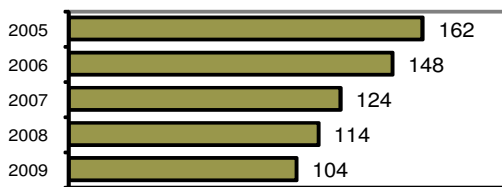
Arrest Overview

- Arrest total 200
- % change from 2008 16.3
- Adult arrest total 187
- Juvenile arrest total 13

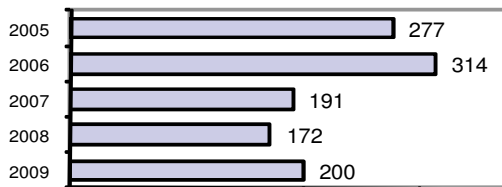
- Arrest Rate per 100,000 population 1968.9

Group "A" Offenses	Offenses		Arrests	
	# Reported	# Cleared	Adult	Juvenile
Murder	0	0	0	0
Negligent Manslaughter	0	0	0	0
Forcible Rape	0	0	0	0
Robbery	0	0	0	0
Aggravated Assault	13	12	9	0
Burglary	11	3	4	0
Larceny	21	8	9	1
Motor Vehicle Theft	3	0	0	0
Arson	0	0	0	0
Simple Assault	19	19	15	1
Intimidation	2	1	0	1
Bribery	0	0	0	0
Counterfeiting/Forgery	0	0	0	0
Vandalism	4	2	0	1
Drug/Narcotics	12	12	7	1
Drug Equipment	14	13	9	2
Embezzlement	0	0	0	0
Extortion/Blackmail	0	0	0	0
Fraud	1	0	0	0
Gambling	0	0	0	0
Kidnapping	0	0	0	0
Pornography	0	0	0	0
Prostitution	0	0	0	0
Forcible Sodomy	0	0	0	0
Sexual Assault w/Object	0	0	0	0
Forcible Fondling	1	1	1	0
Incest	0	0	0	0
Statutory Rape	0	0	0	0
Stolen Property	2	1	0	0
Weapon Law Violation	1	1	0	0
Total Group "A"	104	73	54	7

Total Offenses - 5 year trend



Total Arrests - 5 year trend



Group "B" Arrests	Arrests	
	Adult	Juvenile
Bad Checks	0	0
Curfew/Vagrancy	0	0
Disorderly Conduct	0	0
DUI	27	0
Drunkenness	0	0
Family Offense-nonviolent	2	0
Liquor Law Violation	17	1
Peeping Tom	0	0
Runaways	0	3
Trespass	4	0
All Other Offenses	83	2
Total Group "B"	133	6

Agency 2009 Crime Report

Gem County Total

Population: 16,595
County: Gem

Offense Overview

- Offense total 547
- % change from 2008 -20.1
- # of cleared offenses 289
- Percent cleared 52.8

- Group "A" Crime Rate per 100,000 population 3296.2

- Summary based reporting crime rate per 100,000 population is calculated for other state crime comparisons only. 1205.2


Arrest Overview

- Arrest total 652
- % change from 2008 -1.5
- Adult arrest total 572
- Juvenile arrest total 80


- Arrest Rate per 100,000 population 3928.9

Group "A" Offenses	Offenses		Arrests	
	# Reported	# Cleared	Adult	Juvenile
Murder	0	0	0	0
Negligent Manslaughter	0	0	0	0
Forcible Rape	13	8	2	0
Robbery	0	0	0	0
Aggravated Assault	38	34	24	3
Burglary	32	5	6	0
Larceny	108	23	20	2
Motor Vehicle Theft	7	2	0	1
Arson	2	1	0	0
Simple Assault	154	115	43	6
Intimidation	7	1	0	1
Bribery	0	0	0	0
Counterfeiting/Forgery	10	2	1	0
Vandalism	48	10	3	1
Drug/Narcotics	41	33	23	1
Drug Equipment	46	34	18	4
Embezzlement	0	0	0	0
Extortion/Blackmail	0	0	0	0
Fraud	8	1	1	0
Gambling	0	0	0	0
Kidnapping	1	1	0	0
Pornography	6	3	0	0
Prostitution	1	1	1	0
Forcible Sodomy	1	1	0	0
Sexual Assault w/Object	0	0	0	0
Forcible Fondling	14	6	1	0
Incest	0	0	0	0
Statutory Rape	2	1	0	0
Stolen Property	2	1	0	0
Weapon Law Violation	6	6	1	1
Total Group "A"	547	289	144	20

Total Offenses - 5 year trend



Total Arrests - 5 year trend



Group "B" Arrests	Arrests	
	Adult	Juvenile
Bad Checks	0	0
Curfew/Vagrancy	0	6
Disorderly Conduct	39	0
DUI	79	3
Drunkenness	1	0
Family Offense-nonviolent	8	0
Liquor Law Violation	62	17
Peeping Tom	1	0
Runaways	0	4
Trespass	12	1
All Other Offenses	226	29
Total Group "B"	428	60