

Agency 2009 Crime Report

Coeur d'Alene Police Department

Population: 44,406
County: Kootenai

Offense Overview

- Offense total 4,400
- % change from 2008 22.6
- # of cleared offenses 2,210
- Percent cleared 50.2

- Group "A" Crime Rate per 100,000 population 9908.6

- Summary based reporting crime rate per 100,000 population is calculated for other state crime comparisons only. 4627.8

Arrest Overview

- Arrest total 3,761
- % change from 2008 4.5
- Adult arrest total 2,914
- Juvenile arrest total 847


- Arrest Rate per 100,000 population 8469.6

Group "A" Offenses	Offenses		Arrests	
	# Reported	# Cleared	Adult	Juvenile
Murder	1	1	1	0
Negligent Manslaughter	0	0	0	0
Forcible Rape	38	18	12	2
Robbery	32	10	13	1
Aggravated Assault	214	177	75	9
Burglary	349	76	52	31
Larceny	1,290	334	210	135
Motor Vehicle Theft	107	17	7	3
Arson	24	5	0	10
Simple Assault	736	650	328	87
Intimidation	92	69	9	1
Bribery	1	1	1	0
Counterfeiting/Forgery	73	24	12	1
Vandalism	519	85	43	15
Drug/Narcotics	340	307	276	58
Drug Equipment	300	284	73	12
Embezzlement	14	8	6	1
Extortion/Blackmail	1	1	1	0
Fraud	121	29	21	2
Gambling	0	0	0	0
Kidnapping	5	3	2	0
Pornography	7	4	1	1
Prostitution	3	0	0	0
Forcible Sodomy	1	1	1	0
Sexual Assault w/Object	5	3	0	2
Forcible Fondling	26	16	6	4
Incest	0	0	0	0
Statutory Rape	16	11	7	0
Stolen Property	15	12	3	4
Weapon Law Violation	70	64	27	21
Total Group "A"	4,400	2,210	1,187	400

Total Offenses - 5 year trend



Total Arrests - 5 year trend



Group "B" Arrests	Arrests	
	Adult	Juvenile
Bad Checks	9	1
Curfew/Vagrancy	0	61
Disorderly Conduct	107	8
DUI	432	5
Drunkenness	1	0
Family Offense-nonviolent	97	0
Liquor Law Violation	443	79
Peeping Tom	0	0
Runaways	0	68
Trespass	23	0
All Other Offenses	615	225
Total Group "B"	1,727	447

Agency 2009 Crime Report

Post Falls Police Department

Population: 27,603
County: Kootenai

Offense Overview

- Offense total 1,484
- % change from 2008 5.5
- # of cleared offenses 823
- Percent cleared 55.5

- Group "A" Crime Rate per 100,000 population 5376.2

- Summary based reporting crime rate per 100,000 population is calculated for other state crime comparisons only. 2728.0

Arrest Overview

- Arrest total 1,317
- % change from 2008 12.1
- Adult arrest total 999
- Juvenile arrest total 318


- Arrest Rate per 100,000 population 4771.2

Group "A" Offenses	Offenses		Arrests	
	# Reported	# Cleared	Adult	Juvenile
Murder	1	0	0	0
Negligent Manslaughter	0	0	0	0
Forcible Rape	14	11	7	3
Robbery	7	4	6	0
Aggravated Assault	37	31	22	2
Burglary	106	30	22	4
Larceny	551	202	141	80
Motor Vehicle Theft	31	5	1	1
Arson	6	0	0	0
Simple Assault	221	204	115	19
Intimidation	6	4	2	0
Bribery	0	0	0	0
Counterfeiting/Forgery	12	8	6	0
Vandalism	219	80	14	9
Drug/Narcotics	109	106	96	20
Drug Equipment	101	100	18	4
Embezzlement	3	3	3	0
Extortion/Blackmail	0	0	0	0
Fraud	22	6	3	0
Gambling	0	0	0	0
Kidnapping	1	1	1	0
Pornography	4	2	0	0
Prostitution	0	0	0	0
Forcible Sodomy	3	2	0	1
Sexual Assault w/Object	1	0	0	0
Forcible Fondling	8	5	1	3
Incest	0	0	0	0
Statutory Rape	0	0	0	0
Stolen Property	6	6	3	5
Weapon Law Violation	15	13	7	3
Total Group "A"	1,484	823	468	154

Total Offenses - 5 year trend



Total Arrests - 5 year trend



Group "B" Arrests	Arrests	
	Adult	Juvenile
Bad Checks	5	0
Curfew/Vagrancy	0	3
Disorderly Conduct	9	3
DUI	187	0
Drunkenness	0	0
Family Offense-nonviolent	15	0
Liquor Law Violation	116	69
Peeping Tom	0	0
Runaways	0	27
Trespass	3	0
All Other Offenses	196	62
Total Group "B"	531	164

Agency 2009 Crime Report

Rathdrum Police Department

Population: 7,086
County: Kootenai

Offense Overview

- Offense total 318
- % change from 2008 **-13.4**
- # of cleared offenses 155
- Percent cleared 48.7

- Group "A" Crime Rate per 100,000 population 4487.7

- Summary based reporting crime rate per 100,000 population is calculated for other state crime comparisons only. 2243.9

Arrest Overview

- Arrest total 301
- % change from 2008 9.9
- Adult arrest total 190
- Juvenile arrest total 111

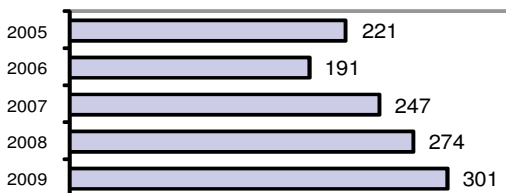
- Arrest Rate per 100,000 population 4247.8

Group "A" Offenses	Offenses		Arrests	
	# Reported	# Cleared	Adult	Juvenile
Murder	0	0	0	0
Negligent Manslaughter	0	0	0	0
Forcible Rape	3	3	0	0
Robbery	0	0	0	0
Aggravated Assault	6	5	2	1
Burglary	38	11	5	11
Larceny	102	22	11	20
Motor Vehicle Theft	10	2	1	1
Arson	0	0	0	0
Simple Assault	52	48	27	10
Intimidation	5	2	0	0
Bribery	0	0	0	0
Counterfeiting/Forgery	2	2	2	0
Vandalism	43	9	1	5
Drug/Narcotics	29	28	33	12
Drug Equipment	15	15	3	0
Embezzlement	1	0	0	0
Extortion/Blackmail	0	0	0	0
Fraud	3	1	0	0
Gambling	0	0	0	0
Kidnapping	0	0	0	0
Pornography	0	0	0	0
Prostitution	0	0	0	0
Forcible Sodomy	3	3	0	0
Sexual Assault w/Object	0	0	0	0
Forcible Fondling	1	0	1	0
Incest	0	0	0	0
Statutory Rape	0	0	0	0
Stolen Property	1	1	0	0
Weapon Law Violation	4	3	2	1
Total Group "A"	318	155	88	61

Total Offenses - 5 year trend



Total Arrests - 5 year trend



Group "B" Arrests	Arrests	
	Adult	Juvenile
Bad Checks	3	0
Curfew/Vagrancy	0	0
Disorderly Conduct	4	1
DUI	53	2
Drunkenness	0	0
Family Offense-nonviolent	0	0
Liquor Law Violation	4	8
Peeping Tom	0	0
Runaways	0	12
Trespass	0	2
All Other Offenses	38	25
Total Group "B"	102	50

Agency 2009 Crime Report

Spirit Lake Police Department

Population: 1,772
County: Kootenai

Offense Overview

- Offense total 69
- % change from 2008 -21.6
- # of cleared offenses 33
- Percent cleared 47.8

- Group "A" Crime Rate per 100,000 population 3893.9

- Summary based reporting crime rate per 100,000 population is calculated for other state crime comparisons only. 1805.9

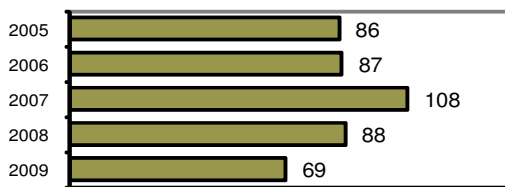
Arrest Overview

- Arrest total 83
- % change from 2008 -6.7
- Adult arrest total 59
- Juvenile arrest total 24


- Arrest Rate per 100,000 population 4684.0

Group "A" Offenses	Offenses		Arrests	
	# Reported	# Cleared	Adult	Juvenile
Murder	0	0	0	0
Negligent Manslaughter	0	0	0	0
Forcible Rape	0	0	0	0
Robbery	0	0	0	0
Aggravated Assault	4	2	0	2
Burglary	5	0	0	0
Larceny	21	7	0	9
Motor Vehicle Theft	2	0	0	0
Arson	0	0	0	0
Simple Assault	6	4	4	0
Intimidation	3	2	0	1
Bribery	0	0	0	0
Counterfeiting/Forgery	0	0	1	0
Vandalism	7	2	0	2
Drug/Narcotics	9	8	2	5
Drug Equipment	8	8	0	0
Embezzlement	0	0	0	0
Extortion/Blackmail	0	0	0	0
Fraud	2	0	0	0
Gambling	0	0	0	0
Kidnapping	1	0	0	0
Pornography	0	0	0	0
Prostitution	0	0	0	0
Forcible Sodomy	0	0	0	0
Sexual Assault w/Object	0	0	0	0
Forcible Fondling	1	0	0	0
Incest	0	0	0	0
Statutory Rape	0	0	0	0
Stolen Property	0	0	0	0
Weapon Law Violation	0	0	0	0
Total Group "A"	69	33	7	19

Total Offenses - 5 year trend



Total Arrests - 5 year trend



Group "B" Arrests	Arrests	
	Adult	Juvenile
Bad Checks	0	0
Curfew/Vagrancy	0	0
Disorderly Conduct	3	0
DUI	30	0
Drunkenness	1	0
Family Offense-nonviolent	0	0
Liquor Law Violation	2	3
Peeping Tom	0	0
Runaways	0	0
Trespass	1	0
All Other Offenses	15	2
Total Group "B"	52	5

Agency 2009 Crime Report

Kootenai County Sheriff

Population: 59,543
County: Kootenai

Offense Overview

- Offense total 2,804
- % change from 2008 7.5
- # of cleared offenses 909
- Percent cleared 32.4

- Group "A" Crime Rate per 100,000 population 4709.2

- Summary based reporting crime rate per 100,000 population is calculated for other state crime comparisons only. 2168.2


Arrest Overview

- Arrest total 2,512
- % change from 2008 -12.2
- Adult arrest total 2,271
- Juvenile arrest total 241


- Arrest Rate per 100,000 population 4218.8

Group "A" Offenses	Offenses		Arrests	
	# Reported	# Cleared	Adult	Juvenile
Murder	0	0	0	0
Negligent Manslaughter	0	0	0	0
Forcible Rape	26	7	2	1
Robbery	9	5	6	0
Aggravated Assault	91	51	23	7
Burglary	395	47	20	11
Larceny	708	85	30	19
Motor Vehicle Theft	55	8	1	0
Arson	7	1	0	0
Simple Assault	358	202	70	14
Intimidation	37	18	2	0
Bribery	0	0	0	0
Counterfeiting/Forgery	32	8	1	0
Vandalism	396	37	9	2
Drug/Narcotics	274	214	206	16
Drug Equipment	214	176	10	2
Embezzlement	7	3	1	1
Extortion/Blackmail	0	0	0	0
Fraud	100	6	0	0
Gambling	0	0	0	0
Kidnapping	7	5	1	0
Pornography	2	1	0	0
Prostitution	1	1	1	0
Forcible Sodomy	5	3	1	0
Sexual Assault w/Object	2	1	1	0
Forcible Fondling	32	5	3	1
Incest	3	0	0	0
Statutory Rape	8	5	2	0
Stolen Property	13	9	5	0
Weapon Law Violation	22	11	2	1
Total Group "A"	2,804	909	397	75

Total Offenses - 5 year trend



Total Arrests - 5 year trend



Group "B" Arrests	Arrests	
	Adult	Juvenile
Bad Checks	0	0
Curfew/Vagrancy	0	4
Disorderly Conduct	11	2
DUI	345	3
Drunkenness	2	0
Family Offense-nonviolent	15	1
Liquor Law Violation	54	13
Peeping Tom	0	0
Runaways	0	39
Trespass	12	0
All Other Offenses	1,435	104
Total Group "B"	1,874	166

Agency 2009 Crime Report

Kootenai County Total

Population: 140,410
County: Kootenai

Offense Overview

- Offense total 9,075
- % change from 2008 12.6
- # of cleared offenses 4,130
- Percent cleared 45.5

- Group "A" Crime Rate per 100,000 population 6463.2

- Summary based reporting crime rate per 100,000 population is calculated for other state crime comparisons only. 3055.3

Arrest Overview

- Arrest total 7,974
- % change from 2008 -0.3
- Adult arrest total 6,433
- Juvenile arrest total 1,541

- Arrest Rate per 100,000 population 5679.1

Group "A" Offenses	Offenses		Arrests	
	# Reported	# Cleared	Adult	Juvenile
Murder	2	1	1	0
Negligent Manslaughter	0	0	0	0
Forcible Rape	81	39	21	6
Robbery	48	19	25	1
Aggravated Assault	352	266	122	21
Burglary	893	164	99	57
Larceny	2,672	650	392	263
Motor Vehicle Theft	205	32	10	5
Arson	37	6	0	10
Simple Assault	1,373	1,108	544	130
Intimidation	143	95	13	2
Bribery	1	1	1	0
Counterfeiting/Forgery	119	42	22	1
Vandalism	1,184	213	67	33
Drug/Narcotics	761	663	613	111
Drug Equipment	638	583	104	18
Embezzlement	25	14	10	2
Extortion/Blackmail	1	1	1	0
Fraud	248	42	24	2
Gambling	0	0	0	0
Kidnapping	14	9	4	0
Pornography	13	7	1	1
Prostitution	4	1	1	0
Forcible Sodomy	12	9	2	1
Sexual Assault w/Object	8	4	1	2
Forcible Fondling	68	26	11	8
Incest	3	0	0	0
Statutory Rape	24	16	9	0
Stolen Property	35	28	11	9
Weapon Law Violation	111	91	38	26
Total Group "A"	9,075	4,130	2,147	709

Total Offenses - 5 year trend



Total Arrests - 5 year trend



Group "B" Arrests	Arrests	
	Adult	Juvenile
Bad Checks	17	1
Curfew/Vagrancy	0	68
Disorderly Conduct	134	14
DUI	1,047	10
Drunkenness	4	0
Family Offense-nonviolent	127	1
Liquor Law Violation	619	172
Peeping Tom	0	0
Runaways	0	146
Trespass	39	2
All Other Offenses	2,299	418
Total Group "B"	4,286	832