

Agency 2009 Crime Report

Kamiah Marshal

Population: 1,081
County: Lewis

Offense Overview

- Offense total 64
- % change from 2008 42.2
- # of cleared offenses 26
- Percent cleared 40.6

- Group "A" Crime Rate per 100,000 population 5920.4

- Summary based reporting crime rate per 100,000 population is calculated for other state crime comparisons only. 2775.2

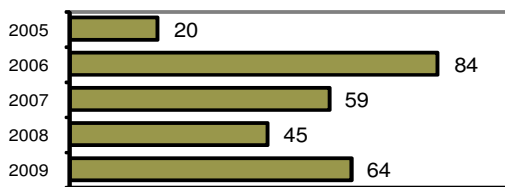
Arrest Overview

- Arrest total 60
- % change from 2008 33.3
- Adult arrest total 48
- Juvenile arrest total 12

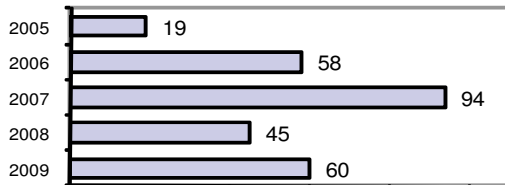
- Arrest Rate per 100,000 population 5550.4

Group "A" Offenses	Offenses		Arrests	
	# Reported	# Cleared	Adult	Juvenile
Murder	0	0	0	0
Negligent Manslaughter	0	0	0	0
Forcible Rape	0	0	0	0
Robbery	0	0	0	0
Aggravated Assault	7	5	5	0
Burglary	5	0	0	0
Larceny	16	3	2	0
Motor Vehicle Theft	2	1	1	0
Arson	0	0	0	0
Simple Assault	12	8	6	2
Intimidation	0	0	0	0
Bribery	0	0	0	0
Counterfeiting/Forgery	2	2	0	0
Vandalism	13	1	0	0
Drug/Narcotics	4	3	2	1
Drug Equipment	1	1	0	0
Embezzlement	0	0	0	0
Extortion/Blackmail	0	0	0	0
Fraud	2	2	1	0
Gambling	0	0	0	0
Kidnapping	0	0	0	0
Pornography	0	0	0	0
Prostitution	0	0	0	0
Forcible Sodomy	0	0	0	0
Sexual Assault w/Object	0	0	0	0
Forcible Fondling	0	0	0	0
Incest	0	0	0	0
Statutory Rape	0	0	0	0
Stolen Property	0	0	0	0
Weapon Law Violation	0	0	0	0
Total Group "A"	64	26	17	3

Total Offenses - 5 year trend



Total Arrests - 5 year trend



Group "B" Arrests	Arrests	
	Adult	Juvenile
Bad Checks	0	0
Curfew/Vagrancy	0	0
Disorderly Conduct	6	0
DUI	15	0
Drunkenness	0	0
Family Offense-nonviolent	0	0
Liquor Law Violation	10	7
Peeping Tom	0	0
Runaways	0	2
Trespass	0	0
All Other Offenses	0	0
Total Group "B"	31	9

Agency 2009 Crime Report

Lewis County Sheriff

Population: 2,482
County: Lewis

Offense Overview

- Offense total 163
- % change from 2008 87.4
- # of cleared offenses 58
- Percent cleared 35.6

- Group "A" Crime Rate per 100,000 population 6567.3

- Summary based reporting crime rate per 100,000 population is calculated for other state crime comparisons only. 2578.6

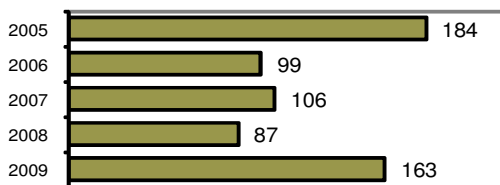
Arrest Overview

- Arrest total 60
- % change from 2008 **-14.3**
- Adult arrest total 54
- Juvenile arrest total 6

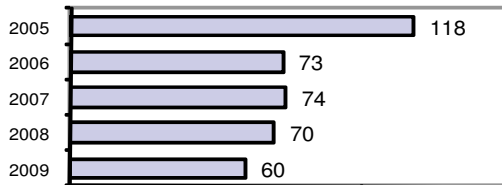
- Arrest Rate per 100,000 population 2417.4

Group "A" Offenses	Offenses		Arrests	
	# Reported	# Cleared	Adult	Juvenile
Murder	0	0	0	0
Negligent Manslaughter	0	0	0	0
Forcible Rape	0	0	0	0
Robbery	0	0	0	0
Aggravated Assault	10	7	2	0
Burglary	25	6	1	0
Larceny	27	5	0	1
Motor Vehicle Theft	2	0	0	0
Arson	0	0	0	0
Simple Assault	27	17	6	1
Intimidation	5	2	0	0
Bribery	0	0	0	0
Counterfeiting/Forgery	0	0	0	0
Vandalism	33	5	1	0
Drug/Narcotics	13	8	6	2
Drug Equipment	7	4	0	1
Embezzlement	0	0	0	0
Extortion/Blackmail	0	0	0	0
Fraud	3	0	0	0
Gambling	0	0	0	0
Kidnapping	0	0	0	0
Pornography	0	0	0	0
Prostitution	0	0	0	0
Forcible Sodomy	0	0	0	0
Sexual Assault w/Object	0	0	0	0
Forcible Fondling	4	3	0	0
Incest	0	0	0	0
Statutory Rape	0	0	0	0
Stolen Property	1	0	0	0
Weapon Law Violation	6	1	0	0
Total Group "A"	163	58	16	5

Total Offenses - 5 year trend



Total Arrests - 5 year trend



Group "B" Arrests	Arrests	
	Adult	Juvenile
Bad Checks	0	0
Curfew/Vagrancy	0	0
Disorderly Conduct	2	0
DUI	9	0
Drunkenness	0	0
Family Offense-nonviolent	0	0
Liquor Law Violation	7	0
Peeping Tom	1	0
Runaways	0	0
Trespass	2	0
All Other Offenses	17	1
Total Group "B"	38	1

Agency 2009 Crime Report

Lewis County Total

Population: 3,563
County: Lewis

Offense Overview

- Offense total 227
- % change from 2008 72.0
- # of cleared offenses 84
- Percent cleared 37.0

- Group "A" Crime Rate per 100,000 population 6371.0

- Summary based reporting crime rate per 100,000 population is calculated for other state crime comparisons only. 2638.2

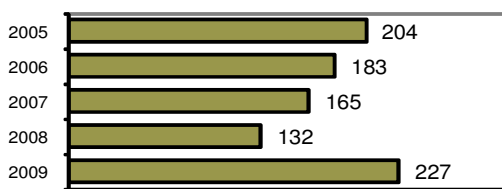
Arrest Overview

- Arrest total 120
- % change from 2008 4.3
- Adult arrest total 102
- Juvenile arrest total 18


- Arrest Rate per 100,000 population 3367.9

Group "A" Offenses	Offenses		Arrests	
	# Reported	# Cleared	Adult	Juvenile
Murder	0	0	0	0
Negligent Manslaughter	0	0	0	0
Forcible Rape	0	0	0	0
Robbery	0	0	0	0
Aggravated Assault	17	12	7	0
Burglary	30	6	1	0
Larceny	43	8	2	1
Motor Vehicle Theft	4	1	1	0
Arson	0	0	0	0
Simple Assault	39	25	12	3
Intimidation	5	2	0	0
Bribery	0	0	0	0
Counterfeiting/Forgery	2	2	0	0
Vandalism	46	6	1	0
Drug/Narcotics	17	11	8	3
Drug Equipment	8	5	0	1
Embezzlement	0	0	0	0
Extortion/Blackmail	0	0	0	0
Fraud	5	2	1	0
Gambling	0	0	0	0
Kidnapping	0	0	0	0
Pornography	0	0	0	0
Prostitution	0	0	0	0
Forcible Sodomy	0	0	0	0
Sexual Assault w/Object	0	0	0	0
Forcible Fondling	4	3	0	0
Incest	0	0	0	0
Statutory Rape	0	0	0	0
Stolen Property	1	0	0	0
Weapon Law Violation	6	1	0	0
Total Group "A"	227	84	33	8

Total Offenses - 5 year trend



Total Arrests - 5 year trend



Group "B" Arrests	Arrests	
	Adult	Juvenile
Bad Checks	0	0
Curfew/Vagrancy	0	0
Disorderly Conduct	8	0
DUI	24	0
Drunkenness	0	0
Family Offense-nonviolent	0	0
Liquor Law Violation	17	7
Peeping Tom	1	0
Runaways	0	2
Trespass	2	0
All Other Offenses	17	1
Total Group "B"	69	10