

AGENCY 2010 CRIME REPORT

ABERDEEN POLICE DEPARTMENT

Population: 1,762
County: Bingham

Offense Overview

- Offense total 30
- % change from 2009 **-6.3**
- # of cleared offenses 23
- Percent cleared 76.7

• Group "A" Crime Rate per 100,000 population 1702.6

• Summary based reporting crime rate per 100,000 population is calculated for other state crime comparisons only. 908.1

Arrest Overview

- Arrest total 82
- % change from 2009 203.7
- Adult arrest total 58
- Juvenile arrest total 24

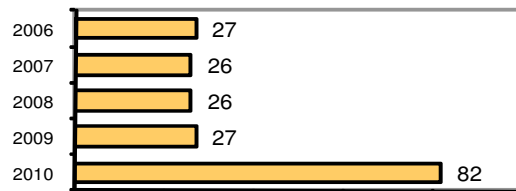
• Arrest Rate per 100,000 population 4653.8

Group "A" Offenses	Offenses		Arrests	
	# Reported	# Cleared	Adult	Juvenile
Murder	0	0	0	0
Negligent Manslaughter	0	0	0	0
Forcible Rape	0	0	0	0
Robbery	0	0	0	0
Aggravated Assault	2	1	1	0
Burglary	7	7	7	21
Larceny	7	5	0	0
Motor Vehicle Theft	0	0	0	0
Arson	0	0	0	0
Simple Assault	9	6	3	1
Intimidation	2	2	5	0
Bribery	0	0	0	0
Counterfeiting/Forgery	0	0	0	0
Vandalism	2	1	0	0
Drug/Narcotics	0	0	0	0
Drug Equipment	0	0	0	0
Embezzlement	0	0	0	0
Extortion/Blackmail	0	0	0	0
Fraud	0	0	0	0
Gambling	0	0	0	0
Kidnapping	0	0	0	0
Pornography	0	0	0	0
Prostitution	0	0	0	0
Forcible Sodomy	0	0	0	0
Sexual Assault w/Object	0	0	0	0
Forcible Fondling	1	1	1	0
Incest	0	0	0	0
Statutory Rape	0	0	0	0
Stolen Property	0	0	0	0
Weapon Law Violation	0	0	0	0
Total Group "A"	30	23	17	22

Total Offenses - 5 year trend



Total Arrests - 5 year trend



Group "B" Arrests	Arrests	
	Adult	Juvenile
Bad Checks	0	0
Curfew/Vagrancy	0	0
Disorderly Conduct	2	0
DUI	24	0
Drunkenness	1	0
Family Offense-nonviolent	0	0
Liquor Law Violation	5	2
Peeping Tom	0	0
Runaways	0	0
Trespass	1	0
All Other Offenses	8	0
Total Group "B"	41	2

AGENCY 2010 CRIME REPORT

BLACKFOOT POLICE DEPARTMENT

Population: 11,176
County: Bingham

Offense Overview

- Offense total 1,333
- % change from 2009 20.6
- # of cleared offenses 771
- Percent cleared 57.8

- Group "A" Crime Rate per 100,000 population 11927.3

- Summary based reporting crime rate per 100,000 population is calculated for other state crime comparisons only. 4250.2

Arrest Overview

- Arrest total 1,140
- % change from 2009 19.2
- Adult arrest total 787
- Juvenile arrest total 353

- Arrest Rate per 100,000 population 10200.4

Group "A" Offenses	Offenses		Arrests	
	# Reported	# Cleared	Adult	Juvenile
Murder	0	0	0	0
Negligent Manslaughter	0	0	0	0
Forcible Rape	8	3	1	0
Robbery	1	0	0	0
Aggravated Assault	27	21	16	2
Burglary	91	36	26	7
Larceny	337	111	48	52
Motor Vehicle Theft	10	4	0	2
Arson	1	1	1	0
Simple Assault	276	227	90	57
Intimidation	6	5	3	0
Bribery	0	0	0	0
Counterfeiting/Forgery	11	6	5	0
Vandalism	166	43	11	14
Drug/Narcotics	167	149	120	18
Drug Equipment	123	119	36	13
Embezzlement	1	0	0	0
Extortion/Blackmail	0	0	0	0
Fraud	41	8	2	2
Gambling	0	0	0	0
Kidnapping	1	0	0	0
Pornography	3	0	0	0
Prostitution	0	0	0	0
Forcible Sodomy	0	0	0	0
Sexual Assault w/Object	0	0	0	0
Forcible Fondling	44	26	5	4
Incest	0	0	0	0
Statutory Rape	4	2	2	0
Stolen Property	0	0	0	0
Weapon Law Violation	15	10	3	2
Total Group "A"	1,333	771	369	173

Total Offenses - 5 year trend



Total Arrests - 5 year trend



Group "B" Arrests	Arrests	
	Adult	Juvenile
Bad Checks	2	0
Curfew/Vagrancy	0	5
Disorderly Conduct	63	69
DUI	93	1
Drunkennes	23	0
Family Offense-nonviolent	13	0
Liquor Law Violation	68	35
Peeping Tom	0	0
Runaways	0	20
Trespass	25	3
All Other Offenses	131	47
Total Group "B"	418	180

AGENCY 2010 CRIME REPORT

SHELLEY POLICE DEPARTMENT

Population: 4,403
County: Bingham

Offense Overview

- Offense total 174
- % change from 2009 **-19.8**
- # of cleared offenses 85
- Percent cleared 48.9

- Group "A" Crime Rate per 100,000 population 3951.9

- Summary based reporting crime rate per 100,000 population is calculated for other state crime comparisons only. 1271.9

Arrest Overview

- Arrest total 137
- % change from 2009 **-18.0**
- Adult arrest total 91
- Juvenile arrest total 46

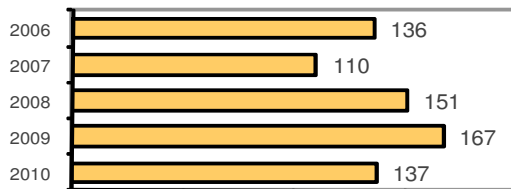
- Arrest Rate per 100,000 population 3111.5

Group "A" Offenses	Offenses		Arrests	
	# Reported	# Cleared	Adult	Juvenile
Murder	0	0	0	0
Negligent Manslaughter	0	0	0	0
Forcible Rape	1	1	1	0
Robbery	1	1	0	1
Aggravated Assault	2	1	1	0
Burglary	5	0	0	0
Larceny	46	7	1	6
Motor Vehicle Theft	1	1	1	0
Arson	0	0	0	0
Simple Assault	44	30	7	8
Intimidation	1	0	0	0
Bribery	0	0	0	0
Counterfeiting/Forgery	3	1	2	0
Vandalism	25	4	2	4
Drug/Narcotics	17	16	10	2
Drug Equipment	19	18	11	2
Embezzlement	0	0	0	0
Extortion/Blackmail	0	0	0	0
Fraud	4	0	0	0
Gambling	0	0	0	0
Kidnapping	0	0	0	0
Pornography	0	0	0	0
Prostitution	0	0	0	0
Forcible Sodomy	0	0	0	0
Sexual Assault w/Object	0	0	0	0
Forcible Fondling	2	2	1	0
Incest	0	0	0	0
Statutory Rape	0	0	0	0
Stolen Property	0	0	0	0
Weapon Law Violation	3	3	0	0
Total Group "A"	174	85	37	23

Total Offenses - 5 year trend



Total Arrests - 5 year trend



Group "B" Arrests	Arrests	
	Adult	Juvenile
Bad Checks	1	0
Curfew/Vagrancy	0	0
Disorderly Conduct	7	3
DUI	11	0
Drunkenness	2	0
Family Offense-nonviolent	0	0
Liquor Law Violation	16	2
Peeping Tom	0	0
Runaways	0	1
Trespass	1	4
All Other Offenses	16	13
Total Group "B"	54	23

AGENCY 2010 CRIME REPORT

BINGHAM COUNTY SHERIFF

Population: 27,446
County: Bingham

Offense Overview

- Offense total 752
- % change from 2009 **-4.3**
- # of cleared offenses 313
- Percent cleared 41.6

- Group "A" Crime Rate per 100,000 population 2739.9

- Summary based reporting crime rate per 100,000 population is calculated for other state crime comparisons only. 1104.0

Arrest Overview

- Arrest total 523
- % change from 2009 **-19.5**
- Adult arrest total 448
- Juvenile arrest total 75


- Arrest Rate per 100,000 population 1905.6

Group "A" Offenses	Offenses		Arrests	
	# Reported	# Cleared	Adult	Juvenile
Murder	0	0	0	0
Negligent Manslaughter	0	0	0	0
Forcible Rape	8	5	1	0
Robbery	2	0	0	0
Aggravated Assault	19	15	9	2
Burglary	80	19	12	3
Larceny	175	19	9	5
Motor Vehicle Theft	18	7	6	3
Arson	1	0	0	0
Simple Assault	162	121	59	10
Intimidation	5	4	4	0
Bribery	0	0	0	0
Counterfeiting/Forgery	8	1	1	0
Vandalism	135	27	9	8
Drug/Narcotics	51	45	37	0
Drug Equipment	39	38	14	3
Embezzlement	0	0	0	0
Extortion/Blackmail	0	0	0	0
Fraud	26	1	0	0
Gambling	0	0	0	0
Kidnapping	1	1	0	0
Pornography	1	1	0	0
Prostitution	0	0	0	0
Forcible Sodomy	0	0	0	0
Sexual Assault w/Object	0	0	0	0
Forcible Fondling	15	6	3	2
Incest	0	0	0	0
Statutory Rape	2	0	0	0
Stolen Property	2	2	1	0
Weapon Law Violation	2	1	1	0
Total Group "A"	752	313	166	36

Total Offenses - 5 year trend



Total Arrests - 5 year trend



Group "B" Arrests	Arrests	
	Adult	Juvenile
Bad Checks	3	0
Curfew/Vagrancy	0	0
Disorderly Conduct	28	3
DUI	147	3
Drunkenness	2	0
Family Offense-nonviolent	3	0
Liquor Law Violation	32	16
Peeping Tom	0	0
Runaways	0	7
Trespass	30	0
All Other Offenses	37	10
Total Group "B"	282	39

AGENCY 2010 CRIME REPORT

BINGHAM COUNTY TOTAL

Population: 44,787
County: Bingham

Offense Overview

- Offense total 2,289
- % change from 2009 7.0
- # of cleared offenses 1,192
- Percent cleared 52.1

- Group "A" Crime Rate per 100,000 population 5110.9

- Summary based reporting crime rate per 100,000 population is calculated for other state crime comparisons only. 1897.9

Arrest Overview

- Arrest total 1,882
- % change from 2009 4.6
- Adult arrest total 1,384
- Juvenile arrest total 498

- Arrest Rate per 100,000 population 4202.1

Group "A" Offenses	Offenses		Arrests	
	# Reported	# Cleared	Adult	Juvenile
Murder	0	0	0	0
Negligent Manslaughter	0	0	0	0
Forcible Rape	17	9	3	0
Robbery	4	1	0	1
Aggravated Assault	50	38	27	4
Burglary	183	62	45	31
Larceny	565	142	58	63
Motor Vehicle Theft	29	12	7	5
Arson	2	1	1	0
Simple Assault	491	384	159	76
Intimidation	14	11	12	0
Bribery	0	0	0	0
Counterfeiting/Forgery	22	8	8	0
Vandalism	328	75	22	26
Drug/Narcotics	235	210	167	20
Drug Equipment	181	175	61	18
Embezzlement	1	0	0	0
Extortion/Blackmail	0	0	0	0
Fraud	71	9	2	2
Gambling	0	0	0	0
Kidnapping	2	1	0	0
Pornography	4	1	0	0
Prostitution	0	0	0	0
Forcible Sodomy	0	0	0	0
Sexual Assault w/Object	0	0	0	0
Forcible Fondling	62	35	10	6
Incest	0	0	0	0
Statutory Rape	6	2	2	0
Stolen Property	2	2	1	0
Weapon Law Violation	20	14	4	2
Total Group "A"	2,289	1,192	589	254

Total Offenses - 5 year trend



Total Arrests - 5 year trend



Group "B" Arrests	Arrests	
	Adult	Juvenile
Bad Checks	6	0
Curfew/Vagrancy	0	5
Disorderly Conduct	100	75
DUI	275	4
Drunkenness	28	0
Family Offense-nonviolent	16	0
Liquor Law Violation	121	55
Peeping Tom	0	0
Runaways	0	28
Trespass	57	7
All Other Offenses	192	70
Total Group "B"	795	244