

AGENCY 2010 CRIME REPORT

OROFINO POLICE DEPARTMENT

Population: 2,951
County: Clearwater

Offense Overview

- Offense total 163
- % change from 2009 **-33.2**
- # of cleared offenses 80
- Percent cleared 49.1

- Group "A" Crime Rate per 100,000 population 5523.6

- Summary based reporting crime rate per 100,000 population is calculated for other state crime comparisons only. 2406.0


Arrest Overview

- Arrest total 166
- % change from 2009 **-9.8**
- Adult arrest total 120
- Juvenile arrest total 46


- Arrest Rate per 100,000 population 5625.2

Group "A" Offenses	Offenses		Arrests	
	# Reported	# Cleared	Adult	Juvenile
Murder	0	0	0	0
Negligent Manslaughter	0	0	0	0
Forcible Rape	2	0	0	0
Robbery	1	1	0	0
Aggravated Assault	9	7	7	0
Burglary	13	5	2	2
Larceny	44	9	2	8
Motor Vehicle Theft	1	0	1	0
Arson	1	0	0	0
Simple Assault	21	16	10	1
Intimidation	5	4	2	0
Bribery	0	0	0	0
Counterfeiting/Forgery	1	0	0	0
Vandalism	21	2	1	1
Drug/Narcotics	19	18	15	14
Drug Equipment	15	14	5	0
Embezzlement	0	0	0	0
Extortion/Blackmail	0	0	0	0
Fraud	4	0	0	0
Gambling	0	0	0	0
Kidnapping	0	0	0	0
Pornography	0	0	0	0
Prostitution	0	0	0	0
Forcible Sodomy	0	0	0	0
Sexual Assault w/Object	0	0	0	0
Forcible Fondling	3	1	0	1
Incest	0	0	0	0
Statutory Rape	0	0	0	0
Stolen Property	0	0	0	0
Weapon Law Violation	3	3	2	0
Total Group "A"	163	80	47	27

Total Offenses - 5 year trend



Total Arrests - 5 year trend



Group "B" Arrests	Arrests	
	Adult	Juvenile
Bad Checks	2	0
Curfew/Vagrancy	0	0
Disorderly Conduct	6	0
DUI	24	0
Drunkenness	0	0
Family Offense-nonviolent	0	0
Liquor Law Violation	12	1
Peeping Tom	0	0
Runaways	0	6
Trespass	2	0
All Other Offenses	27	12
Total Group "B"	73	19

AGENCY 2010 CRIME REPORT

CLEARWATER COUNTY SHERIFF

Population: 4,980
County: Clearwater

Offense Overview

- Offense total 384
- % change from 2009 11.3
- # of cleared offenses 133
- Percent cleared 34.6

- Group "A" Crime Rate per 100,000 population 7710.8

- Summary based reporting crime rate per 100,000 population is calculated for other state crime comparisons only. 2409.6

Arrest Overview

- Arrest total 224
- % change from 2009 -7.1
- Adult arrest total 197
- Juvenile arrest total 27


- Arrest Rate per 100,000 population 4498.0

Group "A" Offenses	Offenses		Arrests	
	# Reported	# Cleared	Adult	Juvenile
Murder	0	0	0	0
Negligent Manslaughter	0	0	0	0
Forcible Rape	0	0	0	0
Robbery	0	0	0	0
Aggravated Assault	16	10	7	0
Burglary	17	1	1	0
Larceny	83	3	1	0
Motor Vehicle Theft	4	1	0	1
Arson	0	0	0	0
Simple Assault	53	29	18	3
Intimidation	34	0	0	0
Bribery	0	0	0	0
Counterfeiting/Forgery	0	0	0	0
Vandalism	52	2	1	0
Drug/Narcotics	48	41	39	3
Drug Equipment	51	41	13	2
Embezzlement	0	0	0	0
Extortion/Blackmail	0	0	0	0
Fraud	10	1	0	0
Gambling	0	0	0	0
Kidnapping	0	0	0	0
Pornography	0	0	0	0
Prostitution	0	0	0	0
Forcible Sodomy	0	0	0	0
Sexual Assault w/Object	0	0	0	0
Forcible Fondling	12	2	0	0
Incest	0	0	0	0
Statutory Rape	0	0	0	0
Stolen Property	0	0	0	0
Weapon Law Violation	4	2	0	0
Total Group "A"	384	133	80	9

Total Offenses - 5 year trend



Total Arrests - 5 year trend



Group "B" Arrests	Arrests	
	Adult	Juvenile
Bad Checks	0	0
Curfew/Vagrancy	0	0
Disorderly Conduct	2	0
DUI	34	0
Drunkenness	2	0
Family Offense-nonviolent	4	0
Liquor Law Violation	20	9
Peeping Tom	0	0
Runaways	0	1
Trespass	2	0
All Other Offenses	53	8
Total Group "B"	117	18

AGENCY 2010 CRIME REPORT

CLEARWATER COUNTY TOTAL

Population: 7,931
County: Clearwater

Offense Overview

- Offense total 547
- % change from 2009 **-7.1**
- # of cleared offenses 213
- Percent cleared 38.9

• Group "A" Crime Rate per 100,000 population 6897.0

• Summary based reporting crime rate per 100,000 population is calculated for other state crime comparisons only. 2408.3

Arrest Overview

- Arrest total 390
- % change from 2009 **-8.2**
- Adult arrest total 317
- Juvenile arrest total 73

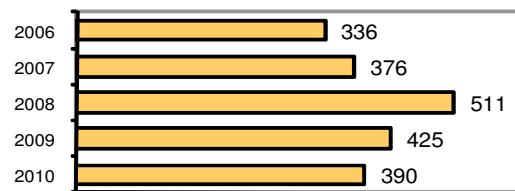
• Arrest Rate per 100,000 population 4917.4

Group "A" Offenses	Offenses		Arrests	
	# Reported	# Cleared	Adult	Juvenile
Murder	0	0	0	0
Negligent Manslaughter	0	0	0	0
Forcible Rape	2	0	0	0
Robbery	1	1	0	0
Aggravated Assault	25	17	14	0
Burglary	30	6	3	2
Larceny	127	12	3	8
Motor Vehicle Theft	5	1	1	1
Arson	1	0	0	0
Simple Assault	74	45	28	4
Intimidation	39	4	2	0
Bribery	0	0	0	0
Counterfeiting/Forgery	1	0	0	0
Vandalism	73	4	2	1
Drug/Narcotics	67	59	54	17
Drug Equipment	66	55	18	2
Embezzlement	0	0	0	0
Extortion/Blackmail	0	0	0	0
Fraud	14	1	0	0
Gambling	0	0	0	0
Kidnapping	0	0	0	0
Pornography	0	0	0	0
Prostitution	0	0	0	0
Forcible Sodomy	0	0	0	0
Sexual Assault w/Object	0	0	0	0
Forcible Fondling	15	3	0	1
Incest	0	0	0	0
Statutory Rape	0	0	0	0
Stolen Property	0	0	0	0
Weapon Law Violation	7	5	2	0
Total Group "A"	547	213	127	36

Total Offenses - 5 year trend



Total Arrests - 5 year trend



Group "B" Arrests	Arrests	
	Adult	Juvenile
Bad Checks	2	0
Curfew/Vagrancy	0	0
Disorderly Conduct	8	0
DUI	58	0
Drunkenness	2	0
Family Offense-nonviolent	4	0
Liquor Law Violation	32	10
Peeping Tom	0	0
Runaways	0	7
Trespass	4	0
All Other Offenses	80	20
Total Group "B"	190	37