

AGENCY 2010 CRIME REPORT

CHALLIS POLICE DEPARTMENT

Population:
County: Custer

Incomplete Reporting

Offense Overview

- Offense total 0
- % change from 2009 N/A
- # of cleared offenses 0
- Percent cleared N/A

- Group "A" Crime Rate per 100,000 population #DIV/0!

- Summary based reporting crime rate per 100,000 population is calculated for other state crime comparisons only. #DIV/0!

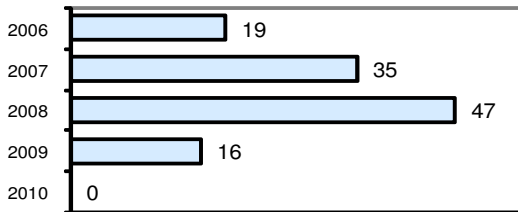
Arrest Overview

- Arrest total 0
- % change from 2009 N/A
- Adult arrest total 0
- Juvenile arrest total 0

- Arrest Rate per 100,000 population #DIV/0!

Group "A" Offenses	Offenses		Arrests	
	# Reported	# Cleared	Adult	Juvenile
Murder	0	0	0	0
Negligent Manslaughter	0	0	0	0
Forcible Rape	0	0	0	0
Robbery	0	0	0	0
Aggravated Assault	0	0	0	0
Burglary	0	0	0	0
Larceny	0	0	0	0
Motor Vehicle Theft	0	0	0	0
Arson	0	0	0	0
Simple Assault	0	0	0	0
Intimidation	0	0	0	0
Bribery	0	0	0	0
Counterfeiting/Forgery	0	0	0	0
Vandalism	0	0	0	0
Drug/Narcotics	0	0	0	0
Drug Equipment	0	0	0	0
Embezzlement	0	0	0	0
Extortion/Blackmail	0	0	0	0
Fraud	0	0	0	0
Gambling	0	0	0	0
Kidnapping	0	0	0	0
Pornography	0	0	0	0
Prostitution	0	0	0	0
Forcible Sodomy	0	0	0	0
Sexual Assault w/Object	0	0	0	0
Forcible Fondling	0	0	0	0
Incest	0	0	0	0
Statutory Rape	0	0	0	0
Stolen Property	0	0	0	0
Weapon Law Violation	0	0	0	0
Total Group "A"	0	0	0	0

Total Offenses - 5 year trend



Total Arrests - 5 year trend



Group "B" Arrests	Arrests	
	Adult	Juvenile
Bad Checks	0	0
Curfew/Vagrancy	0	0
Disorderly Conduct	0	0
DUI	0	0
Drunkenness	0	0
Family Offense-nonviolent	0	0
Liquor Law Violation	0	0
Peeping Tom	0	0
Runaways	0	0
Trespass	0	0
All Other Offenses	0	0
Total Group "B"	0	0

AGENCY 2010 CRIME REPORT

CUSTER COUNTY SHERIFF

Population:
County: Custer

Incomplete Reporting

Offense Overview

- Offense total 0
- % change from 2009 N/A
- # of cleared offenses 0
- Percent cleared N/A

- Group "A" Crime Rate per 100,000 population #DIV/0!

- Summary based reporting crime rate per 100,000 population is calculated for other state crime comparisons only. #DIV/0!

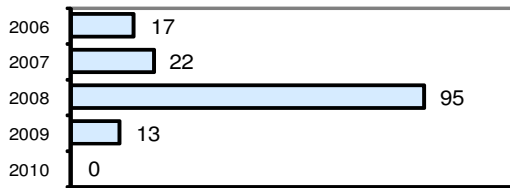
Arrest Overview

- Arrest total 0
- % change from 2009 N/A
- Adult arrest total 0
- Juvenile arrest total 0

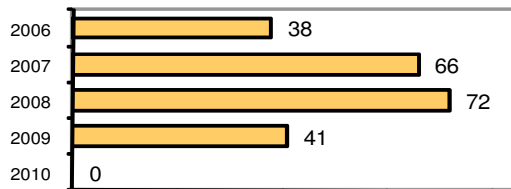
- Arrest Rate per 100,000 population #DIV/0!

Group "A" Offenses	Offenses		Arrests	
	# Reported	# Cleared	Adult	Juvenile
Murder	0	0	0	0
Negligent Manslaughter	0	0	0	0
Forcible Rape	0	0	0	0
Robbery	0	0	0	0
Aggravated Assault	0	0	0	0
Burglary	0	0	0	0
Larceny	0	0	0	0
Motor Vehicle Theft	0	0	0	0
Arson	0	0	0	0
Simple Assault	0	0	0	0
Intimidation	0	0	0	0
Bribery	0	0	0	0
Counterfeiting/Forgery	0	0	0	0
Vandalism	0	0	0	0
Drug/Narcotics	0	0	0	0
Drug Equipment	0	0	0	0
Embezzlement	0	0	0	0
Extortion/Blackmail	0	0	0	0
Fraud	0	0	0	0
Gambling	0	0	0	0
Kidnapping	0	0	0	0
Pornography	0	0	0	0
Prostitution	0	0	0	0
Forcible Sodomy	0	0	0	0
Sexual Assault w/Object	0	0	0	0
Forcible Fondling	0	0	0	0
Incest	0	0	0	0
Statutory Rape	0	0	0	0
Stolen Property	0	0	0	0
Weapon Law Violation	0	0	0	0
Total Group "A"	0	0	0	0

Total Offenses - 5 year trend



Total Arrests - 5 year trend



Group "B" Arrests	Arrests	
	Adult	Juvenile
Bad Checks	0	0
Curfew/Vagrancy	0	0
Disorderly Conduct	0	0
DUI	0	0
Drunkenness	0	0
Family Offense-nonviolent	0	0
Liquor Law Violation	0	0
Peeping Tom	0	0
Runaways	0	0
Trespass	0	0
All Other Offenses	0	0
Total Group "B"	0	0

AGENCY 2010 CRIME REPORT

CUSTER COUNTY TOTAL

Population:
County: Custer

Incomplete Reporting

Offense Overview

- Offense total 0
- % change from 2009 N/A
- # of cleared offenses 0
- Percent cleared 0.0

- Group "A" Crime Rate per 100,000 population N/A

- Summary based reporting crime rate per 100,000 population is calculated for other state crime comparisons only. 0.0

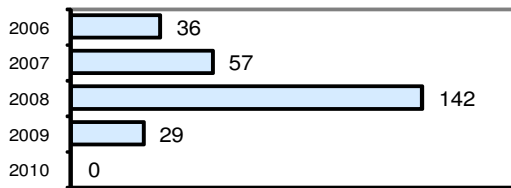
Arrest Overview

- Arrest total 0
- % change from 2009 N/A
- Adult arrest total 0
- Juvenile arrest total 0

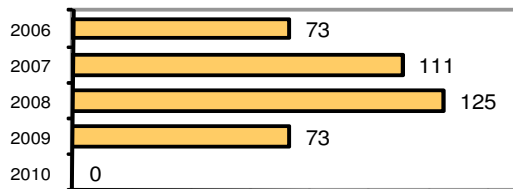
- Arrest Rate per 100,000 population 0.0

Group "A" Offenses	Offenses		Arrests	
	# Reported	# Cleared	Adult	Juvenile
Murder	0	0	0	0
Negligent Manslaughter	0	0	0	0
Forcible Rape	0	0	0	0
Robbery	0	0	0	0
Aggravated Assault	0	0	0	0
Burglary	0	0	0	0
Larceny	0	0	0	0
Motor Vehicle Theft	0	0	0	0
Arson	0	0	0	0
Simple Assault	0	0	0	0
Intimidation	0	0	0	0
Bribery	0	0	0	0
Counterfeiting/Forgery	0	0	0	0
Vandalism	0	0	0	0
Drug/Narcotics	0	0	0	0
Drug Equipment	0	0	0	0
Embezzlement	0	0	0	0
Extortion/Blackmail	0	0	0	0
Fraud	0	0	0	0
Gambling	0	0	0	0
Kidnapping	0	0	0	0
Pornography	0	0	0	0
Prostitution	0	0	0	0
Forcible Sodomy	0	0	0	0
Sexual Assault w/Object	0	0	0	0
Forcible Fondling	0	0	0	0
Incest	0	0	0	0
Statutory Rape	0	0	0	0
Stolen Property	0	0	0	0
Weapon Law Violation	0	0	0	0
Total Group "A"	0	0	0	0

Total Offenses - 5 year trend



Total Arrests - 5 year trend



Group "B" Arrests	Arrests	
	Adult	Juvenile
Bad Checks	0	0
Curfew/Vagrancy	0	0
Disorderly Conduct	0	0
DUI	0	0
Drunkenness	0	0
Family Offense-nonviolent	0	0
Liquor Law Violation	0	0
Peeping Tom	0	0
Runaways	0	0
Trespass	0	0
All Other Offenses	0	0
Total Group "B"	0	0