

AGENCY 2010 CRIME REPORT

JEROME POLICE DEPARTMENT

Population: 9,714
County: Jerome

Offense Overview

- Offense total 587
- % change from 2009 **-20.8**
- # of cleared offenses 283
- Percent cleared 48.2

- Group "A" Crime Rate per 100,000 population 6042.8

- Summary based reporting crime rate per 100,000 population is calculated for other state crime comparisons only. 2553.0

Arrest Overview

- Arrest total 515
- % change from 2009 **-37.1**
- Adult arrest total 403
- Juvenile arrest total 112

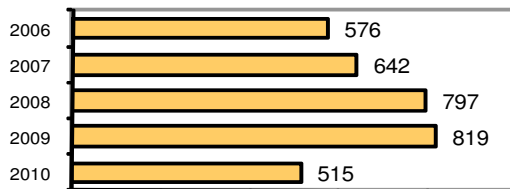
- Arrest Rate per 100,000 population 5301.6

Group "A" Offenses	Offenses		Arrests	
	# Reported	# Cleared	Adult	Juvenile
Murder	0	0	0	0
Negligent Manslaughter	0	0	0	0
Forcible Rape	3	1	1	0
Robbery	2	0	0	0
Aggravated Assault	26	23	8	4
Burglary	59	7	6	1
Larceny	150	49	35	14
Motor Vehicle Theft	7	1	1	0
Arson	1	0	0	0
Simple Assault	89	75	57	10
Intimidation	7	4	3	1
Bribery	0	0	0	0
Counterfeiting/Forgery	3	0	0	0
Vandalism	106	19	3	6
Drug/Narcotics	43	40	38	3
Drug Equipment	37	35	9	4
Embezzlement	2	2	0	0
Extortion/Blackmail	1	1	1	0
Fraud	15	3	1	0
Gambling	0	0	0	0
Kidnapping	5	5	1	0
Pornography	1	0	0	0
Prostitution	0	0	0	0
Forcible Sodomy	0	0	0	0
Sexual Assault w/Object	0	0	0	0
Forcible Fondling	17	12	3	3
Incest	0	0	0	0
Statutory Rape	9	3	0	0
Stolen Property	1	1	1	0
Weapon Law Violation	3	2	2	0
Total Group "A"	587	283	170	46

Total Offenses - 5 year trend



Total Arrests - 5 year trend



Group "B" Arrests	Arrests	
	Adult	Juvenile
Bad Checks	1	0
Curfew/Vagrancy	0	0
Disorderly Conduct	28	19
DUI	78	1
Drunkenness	5	1
Family Offense-nonviolent	12	0
Liquor Law Violation	14	7
Peeping Tom	0	0
Runaways	0	10
Trespass	0	1
All Other Offenses	95	27
Total Group "B"	233	66

AGENCY 2010 CRIME REPORT

JEROME COUNTY SHERIFF

Population: 11,767
County: Jerome

Offense Overview

- Offense total 186
- % change from 2009 **-11.0**
- # of cleared offenses 97
- Percent cleared 52.2

- Group "A" Crime Rate per 100,000 population 1580.7

- Summary based reporting crime rate per 100,000 population is calculated for other state crime comparisons only. 603.4


Arrest Overview

- Arrest total 522
- % change from 2009 **-6.5**
- Adult arrest total 473
- Juvenile arrest total 49


- Arrest Rate per 100,000 population 4436.1

Group "A" Offenses	Offenses		Arrests	
	# Reported	# Cleared	Adult	Juvenile
Murder	0	0	0	0
Negligent Manslaughter	0	0	0	0
Forcible Rape	0	0	0	0
Robbery	0	0	0	0
Aggravated Assault	3	3	1	0
Burglary	18	0	0	0
Larceny	45	3	4	0
Motor Vehicle Theft	5	0	0	0
Arson	0	0	0	0
Simple Assault	38	34	29	2
Intimidation	0	0	0	0
Bribery	0	0	0	0
Counterfeiting/Forgery	1	1	0	0
Vandalism	24	5	4	2
Drug/Narcotics	23	23	23	2
Drug Equipment	23	23	10	2
Embezzlement	0	0	0	0
Extortion/Blackmail	0	0	0	0
Fraud	0	0	0	0
Gambling	0	0	0	0
Kidnapping	0	0	0	0
Pornography	1	1	0	1
Prostitution	0	0	0	0
Forcible Sodomy	0	0	0	0
Sexual Assault w/Object	0	0	0	0
Forcible Fondling	5	4	4	0
Incest	0	0	0	0
Statutory Rape	0	0	0	0
Stolen Property	0	0	0	0
Weapon Law Violation	0	0	0	0
Total Group "A"	186	97	75	9

Total Offenses - 5 year trend



Total Arrests - 5 year trend



Group "B" Arrests	Arrests	
	Adult	Juvenile
Bad Checks	0	0
Curfew/Vagrancy	3	0
Disorderly Conduct	8	0
DUI	91	2
Drunkenness	0	0
Family Offense-nonviolent	2	0
Liquor Law Violation	36	16
Peeping Tom	0	0
Runaways	0	0
Trespass	1	0
All Other Offenses	257	22
Total Group "B"	398	40

AGENCY 2010 CRIME REPORT

JEROME COUNTY TOTAL

Population: 21,481
County: Jerome

Offense Overview

- Offense total 773
- % change from 2009 **-18.6**
- # of cleared offenses 380
- Percent cleared 49.2

- Group "A" Crime Rate per 100,000 population 3598.5

- Summary based reporting crime rate per 100,000 population is calculated for other state crime comparisons only. 1485.0

Arrest Overview

- Arrest total 1,037
- % change from 2009 **-24.7**
- Adult arrest total 876
- Juvenile arrest total 161

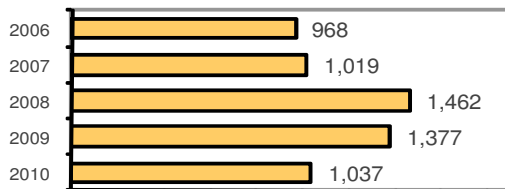
- Arrest Rate per 100,000 population 4827.5

Group "A" Offenses	Offenses		Arrests	
	# Reported	# Cleared	Adult	Juvenile
Murder	0	0	0	0
Negligent Manslaughter	0	0	0	0
Forcible Rape	3	1	1	0
Robbery	2	0	0	0
Aggravated Assault	29	26	9	4
Burglary	77	7	6	1
Larceny	195	52	39	14
Motor Vehicle Theft	12	1	1	0
Arson	1	0	0	0
Simple Assault	127	109	86	12
Intimidation	7	4	3	1
Bribery	0	0	0	0
Counterfeiting/Forgery	4	1	0	0
Vandalism	130	24	7	8
Drug/Narcotics	66	63	61	5
Drug Equipment	60	58	19	6
Embezzlement	2	2	0	0
Extortion/Blackmail	1	1	1	0
Fraud	15	3	1	0
Gambling	0	0	0	0
Kidnapping	5	5	1	0
Pornography	2	1	0	1
Prostitution	0	0	0	0
Forcible Sodomy	0	0	0	0
Sexual Assault w/Object	0	0	0	0
Forcible Fondling	22	16	7	3
Incest	0	0	0	0
Statutory Rape	9	3	0	0
Stolen Property	1	1	1	0
Weapon Law Violation	3	2	2	0
Total Group "A"	773	380	245	55

Total Offenses - 5 year trend



Total Arrests - 5 year trend



Group "B" Arrests	Arrests	
	Adult	Juvenile
Bad Checks	1	0
Curfew/Vagrancy	3	0
Disorderly Conduct	36	19
DUI	169	3
Drunkenness	5	1
Family Offense-nonviolent	14	0
Liquor Law Violation	50	23
Peeping Tom	0	0
Runaways	0	10
Trespass	1	1
All Other Offenses	352	49
Total Group "B"	631	106