

AGENCY 2010 CRIME REPORT

BUHL POLICE DEPARTMENT

Population: 4,105
County: Twin Falls

Offense Overview

- Offense total 258
- % change from 2009 -7.9
- # of cleared offenses 99
- Percent cleared 38.4

• Group "A" Crime Rate per 100,000 population 6285.0

• Summary based reporting crime rate per 100,000 population is calculated for other state crime comparisons only. 2850.2


Arrest Overview

- Arrest total 181
- % change from 2009 9.0
- Adult arrest total 123
- Juvenile arrest total 58

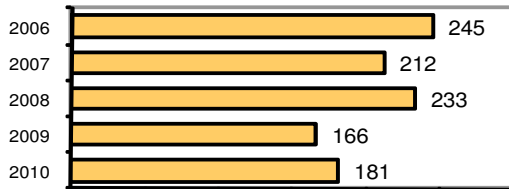
• Arrest Rate per 100,000 population 4409.3

Group "A" Offenses	Offenses		Arrests	
	# Reported	# Cleared	Adult	Juvenile
Murder	0	0	1	0
Negligent Manslaughter	0	0	0	0
Forcible Rape	0	0	0	0
Robbery	0	0	0	0
Aggravated Assault	15	11	4	1
Burglary	24	5	3	1
Larceny	71	12	5	9
Motor Vehicle Theft	2	0	0	0
Arson	5	0	0	0
Simple Assault	37	29	12	11
Intimidation	2	0	1	1
Bribery	0	0	0	0
Counterfeiting/Forgery	2	0	2	0
Vandalism	53	10	0	4
Drug/Narcotics	17	15	14	1
Drug Equipment	13	11	2	0
Embezzlement	0	0	1	0
Extortion/Blackmail	0	0	0	0
Fraud	7	1	1	0
Gambling	0	0	0	0
Kidnapping	1	1	0	0
Pornography	0	0	0	0
Prostitution	0	0	0	0
Forcible Sodomy	0	0	0	0
Sexual Assault w/Object	0	0	0	0
Forcible Fondling	5	2	1	1
Incest	0	0	0	0
Statutory Rape	0	0	0	0
Stolen Property	0	0	0	0
Weapon Law Violation	4	2	2	0
Total Group "A"	258	99	49	29

Total Offenses - 5 year trend



Total Arrests - 5 year trend



Group "B" Arrests	Arrests	
	Adult	Juvenile
Bad Checks	2	0
Curfew/Vagrancy	0	0
Disorderly Conduct	1	0
DUI	7	1
Drunkenness	1	0
Family Offense-nonviolent	0	0
Liquor Law Violation	5	5
Peeping Tom	0	0
Runaways	0	11
Trespass	1	0
All Other Offenses	57	12
Total Group "B"	74	29

AGENCY 2010 CRIME REPORT

FILER POLICE DEPARTMENT

Population: 2,268
County: Twin Falls

Offense Overview

- Offense total 35
- % change from 2009 -7.9
- # of cleared offenses 22
- Percent cleared 62.9

- Group "A" Crime Rate per 100,000 population 1543.2

- Summary based reporting crime rate per 100,000 population is calculated for other state crime comparisons only. 529.1

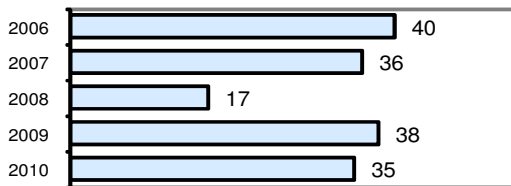
Arrest Overview

- Arrest total 50
- % change from 2009 -24.2
- Adult arrest total 40
- Juvenile arrest total 10

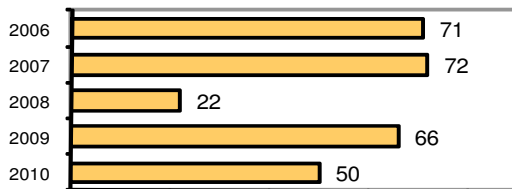
- Arrest Rate per 100,000 population 2204.6

Group "A" Offenses	Offenses		Arrests	
	# Reported	# Cleared	Adult	Juvenile
Murder	0	0	0	0
Negligent Manslaughter	0	0	0	0
Forcible Rape	0	0	0	0
Robbery	0	0	0	0
Aggravated Assault	1	0	0	0
Burglary	3	0	0	0
Larceny	7	2	2	0
Motor Vehicle Theft	1	0	0	0
Arson	0	0	0	0
Simple Assault	6	6	3	1
Intimidation	0	0	0	0
Bribery	0	0	0	0
Counterfeiting/Forgery	0	0	0	0
Vandalism	5	3	0	0
Drug/Narcotics	6	6	7	0
Drug Equipment	3	3	1	0
Embezzlement	0	0	0	0
Extortion/Blackmail	0	0	0	0
Fraud	0	0	0	0
Gambling	0	0	0	0
Kidnapping	0	0	0	0
Pornography	0	0	0	0
Prostitution	0	0	0	0
Forcible Sodomy	0	0	0	0
Sexual Assault w/Object	0	0	0	0
Forcible Fondling	0	0	0	0
Incest	0	0	0	0
Statutory Rape	1	1	0	0
Stolen Property	0	0	0	0
Weapon Law Violation	2	1	0	0
Total Group "A"	35	22	13	1

Total Offenses - 5 year trend



Total Arrests - 5 year trend



Group "B" Arrests	Arrests	
	Adult	Juvenile
Bad Checks	0	0
Curfew/Vagrancy	0	1
Disorderly Conduct	0	0
DUI	7	0
Drunkenness	1	0
Family Offense-nonviolent	2	0
Liquor Law Violation	9	2
Peeping Tom	0	0
Runaways	0	0
Trespass	0	0
All Other Offenses	8	6
Total Group "B"	27	9

AGENCY 2010 CRIME REPORT

KIMBERLY POLICE DEPARTMENT

Population: 3,302
County: Twin Falls

Offense Overview

- Offense total 134
- % change from 2009 -6.9
- # of cleared offenses 74
- Percent cleared 55.2

- Group "A" Crime Rate per 100,000 population 4058.1

- Summary based reporting crime rate per 100,000 population is calculated for other state crime comparisons only. 1393.1

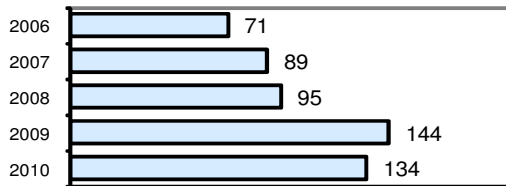
Arrest Overview

- Arrest total 237
- % change from 2009 6.8
- Adult arrest total 200
- Juvenile arrest total 37

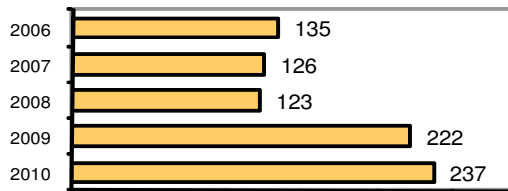
- Arrest Rate per 100,000 population 7177.5

Group "A" Offenses	Offenses		Arrests	
	# Reported	# Cleared	Adult	Juvenile
Murder	0	0	0	0
Negligent Manslaughter	0	0	0	0
Forcible Rape	1	0	0	0
Robbery	1	1	0	3
Aggravated Assault	3	3	1	0
Burglary	11	4	0	2
Larceny	22	10	4	4
Motor Vehicle Theft	4	0	0	0
Arson	4	0	0	0
Simple Assault	31	29	10	4
Intimidation	0	0	0	0
Bribery	0	0	0	0
Counterfeiting/Forgery	0	0	0	0
Vandalism	30	5	2	1
Drug/Narcotics	7	6	5	3
Drug Equipment	8	8	3	0
Embezzlement	1	0	0	0
Extortion/Blackmail	0	0	0	0
Fraud	2	0	0	0
Gambling	0	0	0	0
Kidnapping	0	0	0	0
Pornography	1	1	0	0
Prostitution	0	0	0	0
Forcible Sodomy	0	0	0	0
Sexual Assault w/Object	0	0	0	0
Forcible Fondling	4	3	1	0
Incest	0	0	0	0
Statutory Rape	0	0	0	0
Stolen Property	0	0	0	0
Weapon Law Violation	4	4	2	0
Total Group "A"	134	74	28	17

Total Offenses - 5 year trend



Total Arrests - 5 year trend



Group "B" Arrests	Arrests	
	Adult	Juvenile
Bad Checks	0	0
Curfew/Vagrancy	0	0
Disorderly Conduct	4	1
DUI	36	0
Drunkenness	0	0
Family Offense-nonviolent	0	0
Liquor Law Violation	6	1
Peeping Tom	0	0
Runaways	0	1
Trespass	1	0
All Other Offenses	125	17
Total Group "B"	172	20

AGENCY 2010 CRIME REPORT

TWIN FALLS POLICE DEPARTMENT

Population: 43,434
County: Twin Falls

Offense Overview

- Offense total 3,614
- % change from 2009 **-2.4**
- # of cleared offenses 1,657
- Percent cleared 45.8

- Group "A" Crime Rate per 100,000 population 8320.7

- Summary based reporting crime rate per 100,000 population is calculated for other state crime comparisons only. 3541.0


Arrest Overview

- Arrest total 2,111
- % change from 2009 **-9.2**
- Adult arrest total 1,755
- Juvenile arrest total 356


- Arrest Rate per 100,000 population 4860.2

Group "A" Offenses	Offenses		Arrests	
	# Reported	# Cleared	Adult	Juvenile
Murder	1	1	1	0
Negligent Manslaughter	0	0	0	0
Forcible Rape	21	10	5	0
Robbery	13	4	2	2
Aggravated Assault	114	79	32	4
Burglary	220	23	9	13
Larceny	1,113	326	186	111
Motor Vehicle Theft	50	9	5	4
Arson	6	3	1	1
Simple Assault	566	440	123	9
Intimidation	80	50	12	0
Bribery	0	0	0	0
Counterfeiting/Forgery	32	5	3	0
Vandalism	531	69	18	5
Drug/Narcotics	371	319	316	40
Drug Equipment	203	190	77	11
Embezzlement	4	2	2	0
Extortion/Blackmail	0	0	0	0
Fraud	89	27	16	0
Gambling	1	0	0	0
Kidnapping	25	16	4	1
Pornography	16	0	0	0
Prostitution	1	1	0	0
Forcible Sodomy	0	0	0	0
Sexual Assault w/Object	3	1	0	0
Forcible Fondling	80	33	6	1
Incest	0	0	0	0
Statutory Rape	9	6	1	0
Stolen Property	21	12	14	0
Weapon Law Violation	44	31	13	5
Total Group "A"	3,614	1,657	846	207

Total Offenses - 5 year trend



Total Arrests - 5 year trend



Group "B" Arrests	Arrests	
	Adult	Juvenile
Bad Checks	5	0
Curfew/Vagrancy	0	6
Disorderly Conduct	28	10
DUI	291	5
Drunkenness	3	0
Family Offense-nonviolent	12	1
Liquor Law Violation	83	32
Peeping Tom	0	0
Runaways	0	32
Trespass	6	2
All Other Offenses	481	61
Total Group "B"	909	149

AGENCY 2010 CRIME REPORT

TWIN FALLS COUNTY SHERIFF

Population: 23,069
County: Twin Falls

Offense Overview

- Offense total 709
- % change from 2009 3.5
- # of cleared offenses 376
- Percent cleared 53.0

- Group "A" Crime Rate per 100,000 population 3073.4

- Summary based reporting crime rate per 100,000 population is calculated for other state crime comparisons only. 1096.7


Arrest Overview

- Arrest total 526
- % change from 2009 1.7
- Adult arrest total 477
- Juvenile arrest total 49

- Arrest Rate per 100,000 population 2280.1

Group "A" Offenses	Offenses		Arrests	
	# Reported	# Cleared	Adult	Juvenile
Murder	0	0	0	0
Negligent Manslaughter	0	0	0	0
Forcible Rape	3	2	2	0
Robbery	1	1	3	0
Aggravated Assault	32	27	11	1
Burglary	77	10	7	2
Larceny	112	11	8	1
Motor Vehicle Theft	22	2	2	0
Arson	6	0	0	0
Simple Assault	97	76	48	5
Intimidation	27	16	3	0
Bribery	1	0	0	0
Counterfeiting/Forgery	2	2	1	0
Vandalism	66	17	12	2
Drug/Narcotics	115	102	66	2
Drug Equipment	94	89	49	1
Embezzlement	1	1	0	0
Extortion/Blackmail	0	0	0	0
Fraud	18	4	3	0
Gambling	0	0	0	0
Kidnapping	1	1	0	0
Pornography	1	0	0	0
Prostitution	0	0	0	0
Forcible Sodomy	0	0	0	0
Sexual Assault w/Object	0	0	0	0
Forcible Fondling	21	9	1	2
Incest	0	0	0	0
Statutory Rape	3	0	0	0
Stolen Property	3	2	5	0
Weapon Law Violation	6	4	5	1
Total Group "A"	709	376	226	17

Total Offenses - 5 year trend



Total Arrests - 5 year trend



Group "B" Arrests	Arrests	
	Adult	Juvenile
Bad Checks	1	0
Curfew/Vagrancy	0	0
Disorderly Conduct	1	0
DUI	90	1
Drunkenness	1	0
Family Offense-nonviolent	6	0
Liquor Law Violation	47	13
Peeping Tom	0	0
Runaways	0	9
Trespass	5	0
All Other Offenses	100	9
Total Group "B"	251	32

AGENCY 2010 CRIME REPORT

TWIN FALLS COUNTY TOTAL

Population: 76,178
County: Twin Falls

Offense Overview

- Offense total 4,750
- % change from 2009 **-2.1**
- # of cleared offenses 2,228
- Percent cleared 46.9

- Group "A" Crime Rate per 100,000 population 6235.4

- Summary based reporting crime rate per 100,000 population is calculated for other state crime comparisons only. 2580.8

Arrest Overview

- Arrest total 3,105
- % change from 2009 **-5.8**
- Adult arrest total 2,595
- Juvenile arrest total 510

- Arrest Rate per 100,000 population 4076.0

Group "A" Offenses	Offenses		Arrests	
	# Reported	# Cleared	Adult	Juvenile
Murder	1	1	2	0
Negligent Manslaughter	0	0	0	0
Forcible Rape	25	12	7	0
Robbery	15	6	5	5
Aggravated Assault	165	120	48	6
Burglary	335	42	19	18
Larceny	1,325	361	205	125
Motor Vehicle Theft	79	11	7	4
Arson	21	3	1	1
Simple Assault	737	580	196	30
Intimidation	109	66	16	1
Bribery	1	0	0	0
Counterfeiting/Forgery	36	7	6	0
Vandalism	685	104	32	12
Drug/Narcotics	516	448	408	46
Drug Equipment	321	301	132	12
Embezzlement	6	3	3	0
Extortion/Blackmail	0	0	0	0
Fraud	116	32	20	0
Gambling	1	0	0	0
Kidnapping	27	18	4	1
Pornography	18	1	0	0
Prostitution	1	1	0	0
Forcible Sodomy	0	0	0	0
Sexual Assault w/Object	3	1	0	0
Forcible Fondling	110	47	9	4
Incest	0	0	0	0
Statutory Rape	13	7	1	0
Stolen Property	24	14	19	0
Weapon Law Violation	60	42	22	6
Total Group "A"	4,750	2,228	1,162	271

Total Offenses - 5 year trend



Total Arrests - 5 year trend



Group "B" Arrests	Arrests	
	Adult	Juvenile
Bad Checks	8	0
Curfew/Vagrancy	0	7
Disorderly Conduct	34	11
DUI	431	7
Drunkenness	6	0
Family Offense-nonviolent	20	1
Liquor Law Violation	150	53
Peeping Tom	0	0
Runaways	0	53
Trespass	13	2
All Other Offenses	771	105
Total Group "B"	1,433	239