

# Agency 2011 Crime Report

## Boise Police Department

Population: 207,945  
County: Ada

### Offense Overview

- Offense total 13,302
- % change from 2010 **-2.6**
- # of cleared offenses 4,810
- Percent cleared 36.2

- Group "A" Crime Rate per 100,000 population 6396.9

- Summary based reporting crime rate per 100,000 population is calculated for other state crime comparisons only. 2899.8

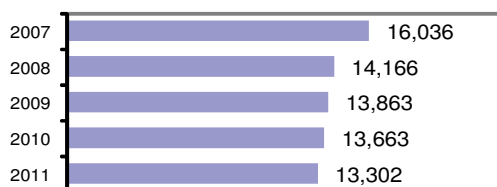
### Arrest Overview

- Arrest total 8,131
- % change from 2010 **-6.1**
- Adult arrest total 6,594
- Juvenile arrest total 1,537

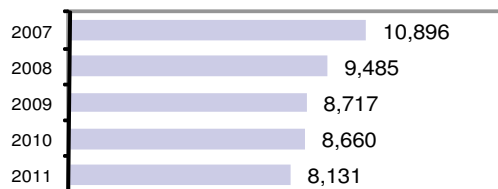
- Arrest Rate per 100,000 population 3910.2

Group "A" Offenses	Offenses		Arrests	
	# Reported	# Cleared	Adult	Juvenile
Murder	1	1	1	0
Negligent Manslaughter	0	0	0	0
Forcible Rape	69	14	4	1
Robbery	61	25	33	2
Aggravated Assault	387	267	155	15
Burglary	818	63	66	12
Larceny	4,465	1,026	688	457
Motor Vehicle Theft	174	36	26	3
Arson	55	9	3	6
Simple Assault	1,597	1,050	642	105
Intimidation	252	113	40	9
Bribery	0	0	0	0
Counterfeiting/Forgery	147	38	34	0
Vandalism	2,352	255	98	36
Drug/Narcotics	990	846	673	102
Drug Equipment	770	690	283	56
Embezzlement	42	18	26	0
Extortion/Blackmail	4	1	0	0
Fraud	726	93	94	1
Gambling	1	0	0	0
Kidnapping	25	16	5	0
Pornography	27	8	7	0
Prostitution	0	0	0	0
Forcible Sodomy	22	10	4	1
Sexual Assault w/Object	17	7	4	0
Forcible Fondling	56	23	12	2
Incest	0	0	0	0
Statutory Rape	11	6	4	0
Stolen Property	44	35	24	4
Weapon Law Violation	189	160	86	16
<b>Total Group "A"</b>	<b>13,302</b>	<b>4,810</b>	<b>3,012</b>	<b>828</b>

**Total Offenses - 5 year trend**



**Total Arrests - 5 year trend**



Group "B" Arrests	Arrests	
	Adult	Juvenile
Bad Checks	13	0
Curfew/Vagrancy	0	61
Disorderly Conduct	313	51
DUI	1,292	8
Drunkenness	158	1
Family Offense-nonviolent	24	0
Liquor Law Violation	309	97
Peeping Tom	4	0
Runaways	0	252
Trespass	148	22
All Other Offenses	1,321	217
<b>Total Group "B"</b>	<b>3,582</b>	<b>709</b>

# Agency 2011 Crime Report

## Garden City Police Department

Population: 11,093  
County: Ada

### Offense Overview

- Offense total 1,131
- % change from 2010 **-6.5**
- # of cleared offenses 678
- Percent cleared 59.9

- Group "A" Crime Rate per 100,000 population 10195.6

- Summary based reporting crime rate per 100,000 population is calculated for other state crime comparisons only. 4273.0

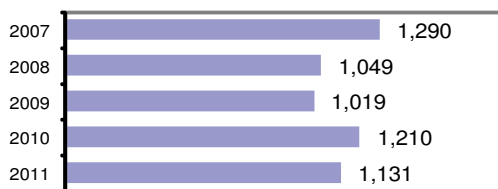
### Arrest Overview

- Arrest total 1,065
- % change from 2010 **-5.0**
- Adult arrest total 975
- Juvenile arrest total 90

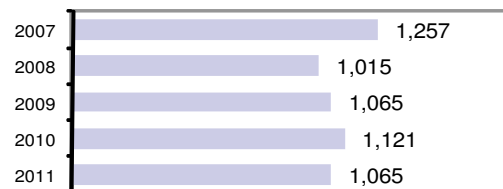
- Arrest Rate per 100,000 population 9600.6

Group "A" Offenses	Offenses		Arrests	
	# Reported	# Cleared	Adult	Juvenile
Murder	1	1	0	0
Negligent Manslaughter	0	0	0	0
Forcible Rape	5	4	1	0
Robbery	3	2	2	0
Aggravated Assault	40	37	26	0
Burglary	67	12	12	5
Larceny	342	145	128	19
Motor Vehicle Theft	15	5	3	0
Arson	1	0	0	0
Simple Assault	145	135	80	5
Intimidation	9	7	2	0
Bribery	0	0	0	0
Counterfeiting/Forgery	7	2	0	0
Vandalism	139	38	13	12
Drug/Narcotics	128	119	52	7
Drug Equipment	131	121	82	4
Embezzlement	6	1	2	0
Extortion/Blackmail	0	0	0	0
Fraud	41	11	9	0
Gambling	0	0	0	0
Kidnapping	0	0	0	0
Pornography	2	0	0	0
Prostitution	0	0	0	0
Forcible Sodomy	0	0	0	0
Sexual Assault w/Object	0	0	0	0
Forcible Fondling	11	9	3	0
Incest	1	0	0	0
Statutory Rape	2	2	1	0
Stolen Property	8	3	2	0
Weapon Law Violation	27	24	15	1
<b>Total Group "A"</b>	<b>1,131</b>	<b>678</b>	<b>433</b>	<b>53</b>

**Total Offenses - 5 year trend**



**Total Arrests - 5 year trend**



Group "B" Arrests	Arrests	
	Adult	Juvenile
Bad Checks	2	0
Curfew/Vagrancy	0	7
Disorderly Conduct	26	0
DUI	73	0
Drunkenness	15	0
Family Offense-nonviolent	13	0
Liquor Law Violation	60	4
Peeping Tom	1	0
Runaways	0	6
Trespass	16	0
All Other Offenses	336	20
<b>Total Group "B"</b>	<b>542</b>	<b>37</b>

# Agency 2011 Crime Report

## Meridian Police Department

Population: 75,922  
County: Ada

### Offense Overview

- Offense total 2,934
- % change from 2010 3.5
- # of cleared offenses 1,498
- Percent cleared 51.1

- Group "A" Crime Rate per 100,000 population 3864.5

- Summary based reporting crime rate per 100,000 population is calculated for other state crime comparisons only. 1566.1

### Arrest Overview

- Arrest total 2,420
- % change from 2010 15.1
- Adult arrest total 1,629
- Juvenile arrest total 791


- Arrest Rate per 100,000 population 3187.5

Group "A" Offenses	Offenses		Arrests	
	# Reported	# Cleared	Adult	Juvenile
Murder	2	2	1	0
Negligent Manslaughter	0	0	0	0
Forcible Rape	20	7	4	2
Robbery	3	0	1	0
Aggravated Assault	86	65	34	10
Burglary	160	19	10	14
Larceny	879	308	222	116
Motor Vehicle Theft	30	8	5	3
Arson	9	2	0	3
Simple Assault	369	278	139	68
Intimidation	49	25	12	4
Bribery	0	0	0	0
Counterfeiting/Forgery	22	3	4	1
Vandalism	346	76	16	44
Drug/Narcotics	313	291	220	116
Drug Equipment	326	314	100	40
Embezzlement	17	2	3	1
Extortion/Blackmail	3	1	1	0
Fraud	166	15	7	1
Gambling	0	0	0	0
Kidnapping	6	5	0	0
Pornography	6	0	0	0
Prostitution	13	13	13	0
Forcible Sodomy	5	3	1	1
Sexual Assault w/Object	5	1	0	0
Forcible Fondling	34	16	7	6
Incest	1	1	1	0
Statutory Rape	2	1	2	0
Stolen Property	17	11	7	2
Weapon Law Violation	45	31	10	8
<b>Total Group "A"</b>	<b>2,934</b>	<b>1,498</b>	<b>820</b>	<b>440</b>

**Total Offenses - 5 year trend**



**Total Arrests - 5 year trend**



Group "B" Arrests	Arrests	
	Adult	Juvenile
Bad Checks	2	0
Curfew/Vagrancy	0	44
Disorderly Conduct	37	32
DUI	288	3
Drunkenness	5	0
Family Offense-nonviolent	10	0
Liquor Law Violation	124	76
Peeping Tom	1	0
Runaways	0	69
Trespass	9	9
All Other Offenses	333	118
<b>Total Group "B"</b>	<b>809</b>	<b>351</b>

# Agency 2011 Crime Report

## Ada County Sheriff

Population: 101,746  
County: Ada

### Offense Overview

- Offense total 2,603
- % change from 2010 **-4.5**
- # of cleared offenses 1,527
- Percent cleared 58.7

- Group "A" Crime Rate per 100,000 population 2558.3

- Summary based reporting crime rate per 100,000 population is calculated for other state crime comparisons only. 950.4

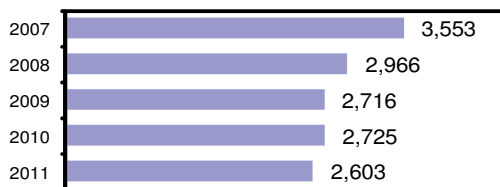
### Arrest Overview

- Arrest total 5,611
- % change from 2010 **-2.2**
- Adult arrest total 4,950
- Juvenile arrest total 661


- Arrest Rate per 100,000 population 5514.7

Group "A" Offenses	Offenses		Arrests	
	# Reported	# Cleared	Adult	Juvenile
Murder	2	2	2	0
Negligent Manslaughter	0	0	0	0
Forcible Rape	16	9	4	1
Robbery	3	2	1	1
Aggravated Assault	102	89	55	13
Burglary	169	41	33	13
Larceny	616	198	87	86
Motor Vehicle Theft	39	17	13	2
Arson	20	11	1	2
Simple Assault	467	371	137	62
Intimidation	57	38	20	1
Bribery	0	0	0	0
Counterfeiting/Forgery	62	40	38	0
Vandalism	317	83	31	45
Drug/Narcotics	315	286	220	64
Drug Equipment	253	243	82	39
Embezzlement	8	5	6	0
Extortion/Blackmail	1	1	1	0
Fraud	68	26	24	3
Gambling	0	0	0	0
Kidnapping	8	6	1	0
Pornography	4	3	2	0
Prostitution	1	1	1	0
Forcible Sodomy	11	7	1	1
Sexual Assault w/Object	6	5	3	0
Forcible Fondling	24	16	5	3
Incest	0	0	0	0
Statutory Rape	3	1	3	0
Stolen Property	14	13	8	1
Weapon Law Violation	17	13	6	4
<b>Total Group "A"</b>	<b>2,603</b>	<b>1,527</b>	<b>785</b>	<b>341</b>

**Total Offenses - 5 year trend**



**Total Arrests - 5 year trend**



Group "B" Arrests	Arrests	
	Adult	Juvenile
Bad Checks	4	0
Curfew/Vagrancy	0	66
Disorderly Conduct	17	6
DUI	524	7
Drunkenness	1	0
Family Offense-nonviolent	15	0
Liquor Law Violation	128	75
Peeping Tom	0	0
Runaways	0	70
Trespass	14	9
All Other Offenses	3,462	87
<b>Total Group "B"</b>	<b>4,165</b>	<b>320</b>

# Agency 2011 Crime Report

## Ada County Total

Population: 396,706  
County: Ada

### Offense Overview

- Offense total 19,970
- % change from 2010 **-2.3**
- # of cleared offenses 8,513
- Percent cleared 42.6

- Group "A" Crime Rate per 100,000 population 5034.0

- Summary based reporting crime rate per 100,000 population is calculated for other state crime comparisons only. 2183.0


### Arrest Overview

- Arrest total 17,227
- % change from 2010 **-2.2**
- Adult arrest total 14,148
- Juvenile arrest total 3,079


- Arrest Rate per 100,000 population 4342.5

Group "A" Offenses	Offenses		Arrests	
	# Reported	# Cleared	Adult	Juvenile
Murder	6	6	4	0
Negligent Manslaughter	0	0	0	0
Forcible Rape	110	34	13	4
Robbery	70	29	37	3
Aggravated Assault	615	458	270	38
Burglary	1,214	135	121	44
Larceny	6,302	1,677	1,125	678
Motor Vehicle Theft	258	66	47	8
Arson	85	22	4	11
Simple Assault	2,578	1,834	998	240
Intimidation	367	183	74	14
Bribery	0	0	0	0
Counterfeiting/Forgery	238	83	76	1
Vandalism	3,154	452	158	137
Drug/Narcotics	1,746	1,542	1,165	289
Drug Equipment	1,480	1,368	547	139
Embezzlement	73	26	37	1
Extortion/Blackmail	8	3	2	0
Fraud	1,001	145	134	5
Gambling	1	0	0	0
Kidnapping	39	27	6	0
Pornography	39	11	9	0
Prostitution	14	14	14	0
Forcible Sodomy	38	20	6	3
Sexual Assault w/Object	28	13	7	0
Forcible Fondling	125	64	27	11
Incest	2	1	1	0
Statutory Rape	18	10	10	0
Stolen Property	83	62	41	7
Weapon Law Violation	278	228	117	29
<b>Total Group "A"</b>	<b>19,970</b>	<b>8,513</b>	<b>5,050</b>	<b>1,662</b>

**Total Offenses - 5 year trend**



**Total Arrests - 5 year trend**



Group "B" Arrests	Arrests	
	Adult	Juvenile
Bad Checks	21	0
Curfew/Vagrancy	0	178
Disorderly Conduct	393	89
DUI	2,177	18
Drunkenness	179	1
Family Offense-nonviolent	62	0
Liquor Law Violation	621	252
Peeping Tom	6	0
Runaways	0	397
Trespass	187	40
All Other Offenses	5,452	442
<b>Total Group "B"</b>	<b>9,098</b>	<b>1,417</b>