

Agency 2011 Crime Report

Chubbuck Police Department

Population: 14,076
County: Bannock

Offense Overview

- Offense total 1,346
- % change from 2010 10.2
- # of cleared offenses 606
- Percent cleared 45.0

- Group "A" Crime Rate per 100,000 population 9562.4

- Summary based reporting crime rate per 100,000 population is calculated for other state crime comparisons only. 4582.3

Arrest Overview

- Arrest total 732
- % change from 2010 23.6
- Adult arrest total 518
- Juvenile arrest total 214

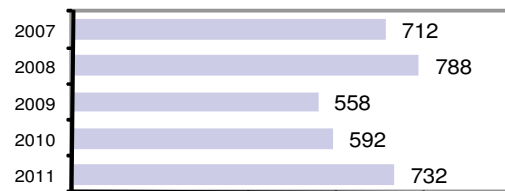
- Arrest Rate per 100,000 population 5200.3

Group "A" Offenses	Offenses		Arrests	
	# Reported	# Cleared	Adult	Juvenile
Murder	0	0	0	0
Negligent Manslaughter	0	0	0	0
Forcible Rape	2	0	2	0
Robbery	2	0	0	0
Aggravated Assault	37	26	15	0
Burglary	33	4	5	0
Larceny	563	245	175	108
Motor Vehicle Theft	7	1	0	0
Arson	1	1	1	0
Simple Assault	252	164	49	10
Intimidation	50	10	2	0
Bribery	0	0	0	0
Counterfeiting/Forgery	9	1	1	0
Vandalism	169	17	6	0
Drug/Narcotics	52	48	34	3
Drug Equipment	58	54	14	6
Embezzlement	11	8	4	0
Extortion/Blackmail	0	0	0	0
Fraud	42	15	5	2
Gambling	0	0	0	0
Kidnapping	2	2	1	0
Pornography	3	0	0	0
Prostitution	0	0	0	0
Forcible Sodomy	0	0	0	0
Sexual Assault w/Object	0	0	0	0
Forcible Fondling	3	2	2	0
Incest	0	0	0	0
Statutory Rape	4	4	1	0
Stolen Property	2	2	1	1
Weapon Law Violation	44	2	0	0
Total Group "A"	1,346	606	318	130

Total Offenses - 5 year trend



Total Arrests - 5 year trend



Group "B" Arrests	Arrests	
	Adult	Juvenile
Bad Checks	2	0
Curfew/Vagrancy	2	10
Disorderly Conduct	14	8
DUI	82	2
Drunkenness	6	0
Family Offense-nonviolent	3	0
Liquor Law Violation	22	15
Peeping Tom	0	0
Runaways	0	29
Trespass	10	0
All Other Offenses	59	20
Total Group "B"	200	84

Agency 2011 Crime Report

Pocatello Police Department

Population: 54,839
County: Bannock

Offense Overview

- Offense total 4,346
- % change from 2010 **-4.0**
- # of cleared offenses 1,782
- Percent cleared 41.0

- Group "A" Crime Rate per 100,000 population 7925.0

- Summary based reporting crime rate per 100,000 population is calculated for other state crime comparisons only. 3555.9

Arrest Overview

- Arrest total 3,085
- % change from 2010 **-2.3**
- Adult arrest total 2,243
- Juvenile arrest total 842


- Arrest Rate per 100,000 population 5625.6

Group "A" Offenses	Offenses		Arrests	
	# Reported	# Cleared	Adult	Juvenile
Murder	3	3	2	0
Negligent Manslaughter	0	0	0	0
Forcible Rape	16	7	4	0
Robbery	6	3	2	0
Aggravated Assault	109	81	35	1
Burglary	261	20	15	4
Larceny	1,474	291	206	71
Motor Vehicle Theft	76	11	5	2
Arson	5	2	0	1
Simple Assault	1,082	789	266	103
Intimidation	34	24	15	3
Bribery	0	0	0	0
Counterfeiting/Forgery	26	9	13	0
Vandalism	685	109	66	31
Drug/Narcotics	227	190	116	43
Drug Equipment	200	180	79	23
Embezzlement	1	0	1	0
Extortion/Blackmail	0	0	0	0
Fraud	52	10	10	2
Gambling	0	0	0	0
Kidnapping	3	1	4	0
Pornography	7	4	0	1
Prostitution	0	0	0	0
Forcible Sodomy	3	0	0	0
Sexual Assault w/Object	0	0	0	0
Forcible Fondling	18	7	1	0
Incest	0	0	0	0
Statutory Rape	8	4	0	0
Stolen Property	17	14	19	10
Weapon Law Violation	33	23	8	10
Total Group "A"	4,346	1,782	867	305

Total Offenses - 5 year trend



Total Arrests - 5 year trend



Group "B" Arrests	Arrests	
	Adult	Juvenile
Bad Checks	4	0
Curfew/Vagrancy	0	28
Disorderly Conduct	199	119
DUI	312	4
Drunkenness	11	0
Family Offense-nonviolent	25	0
Liquor Law Violation	126	38
Peeping Tom	0	0
Runaways	0	67
Trespass	46	10
All Other Offenses	653	271
Total Group "B"	1,376	537

Agency 2011 Crime Report

Bannock County Sheriff

Population: 14,840
County: Bannock

Offense Overview

- Offense total 249
- % change from 2010 50.0
- # of cleared offenses 150
- Percent cleared 60.2

- Group "A" Crime Rate per 100,000 population 1677.9

- Summary based reporting crime rate per 100,000 population is calculated for other state crime comparisons only. 559.3

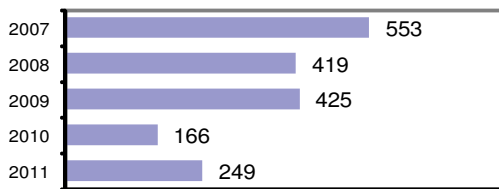
Arrest Overview

- Arrest total 590
- % change from 2010 125.2
- Adult arrest total 485
- Juvenile arrest total 105

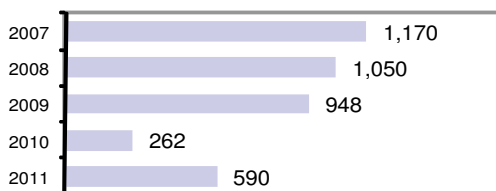
- Arrest Rate per 100,000 population 3975.7

Group "A" Offenses	Offenses		Arrests	
	# Reported	# Cleared	Adult	Juvenile
Murder	0	0	0	0
Negligent Manslaughter	0	0	0	0
Forcible Rape	1	1	0	1
Robbery	0	0	0	0
Aggravated Assault	5	4	2	0
Burglary	13	3	2	0
Larceny	60	9	4	6
Motor Vehicle Theft	4	0	0	0
Arson	0	0	0	0
Simple Assault	62	56	35	8
Intimidation	1	1	0	1
Bribery	0	0	0	0
Counterfeiting/Forgery	0	0	0	0
Vandalism	28	8	5	2
Drug/Narcotics	35	32	30	11
Drug Equipment	37	34	11	1
Embezzlement	0	0	0	0
Extortion/Blackmail	0	0	0	0
Fraud	0	0	0	0
Gambling	0	0	0	0
Kidnapping	0	0	0	0
Pornography	0	0	0	0
Prostitution	0	0	0	0
Forcible Sodomy	0	0	0	0
Sexual Assault w/Object	0	0	0	0
Forcible Fondling	0	0	0	0
Incest	0	0	0	0
Statutory Rape	1	0	0	0
Stolen Property	1	1	0	2
Weapon Law Violation	1	1	0	0
Total Group "A"	249	150	89	32

Total Offenses - 5 year trend



Total Arrests - 5 year trend



Group "B" Arrests	Arrests	
	Adult	Juvenile
Bad Checks	0	0
Curfew/Vagrancy	0	1
Disorderly Conduct	16	8
DUI	38	0
Drunkenness	0	0
Family Offense-nonviolent	6	0
Liquor Law Violation	31	17
Peeping Tom	0	0
Runaways	0	4
Trespass	4	0
All Other Offenses	301	43
Total Group "B"	396	73

Agency 2011 Crime Report

Bannock County Total

Population: 83,755
County: Bannock

Offense Overview

- Offense total 5,941
- % change from 2010 0.5
- # of cleared offenses 2,538
- Percent cleared 42.7

- Group "A" Crime Rate per 100,000 population 7093.3

- Summary based reporting crime rate per 100,000 population is calculated for other state crime comparisons only. 3197.4

Arrest Overview

- Arrest total 4,407
- % change from 2010 9.9
- Adult arrest total 3,246
- Juvenile arrest total 1,161

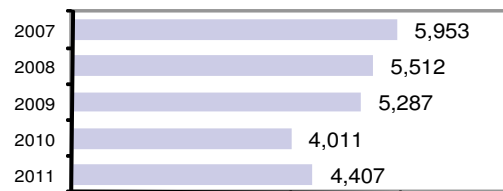
- Arrest Rate per 100,000 population 5261.8

Group "A" Offenses	Offenses		Arrests	
	# Reported	# Cleared	Adult	Juvenile
Murder	3	3	2	0
Negligent Manslaughter	0	0	0	0
Forcible Rape	19	8	6	1
Robbery	8	3	2	0
Aggravated Assault	151	111	52	1
Burglary	307	27	22	4
Larceny	2,097	545	385	185
Motor Vehicle Theft	87	12	5	2
Arson	6	3	1	1
Simple Assault	1,396	1,009	350	121
Intimidation	85	35	17	4
Bribery	0	0	0	0
Counterfeiting/Forgery	35	10	14	0
Vandalism	882	134	77	33
Drug/Narcotics	314	270	180	57
Drug Equipment	295	268	104	30
Embezzlement	12	8	5	0
Extortion/Blackmail	0	0	0	0
Fraud	94	25	15	4
Gambling	0	0	0	0
Kidnapping	5	3	5	0
Pornography	10	4	0	1
Prostitution	0	0	0	0
Forcible Sodomy	3	0	0	0
Sexual Assault w/Object	0	0	0	0
Forcible Fondling	21	9	3	0
Incest	0	0	0	0
Statutory Rape	13	8	1	0
Stolen Property	20	17	20	13
Weapon Law Violation	78	26	8	10
Total Group "A"	5,941	2,538	1,274	467

Total Offenses - 5 year trend



Total Arrests - 5 year trend



Group "B" Arrests	Arrests	
	Adult	Juvenile
Bad Checks	6	0
Curfew/Vagrancy	2	39
Disorderly Conduct	229	135
DUI	432	6
Drunkenness	17	0
Family Offense-nonviolent	34	0
Liquor Law Violation	179	70
Peeping Tom	0	0
Runaways	0	100
Trespass	60	10
All Other Offenses	1,013	334
Total Group "B"	1,972	694