

Agency 2011 Crime Report

Aberdeen Police Department

Population: 2,016
County: Bingham

Offense Overview

- Offense total 20
- % change from 2010 -33.3
- # of cleared offenses 13
- Percent cleared 65.0

- Group "A" Crime Rate per 100,000 population 992.1

- Summary based reporting crime rate per 100,000 population is calculated for other state crime comparisons only. 198.4

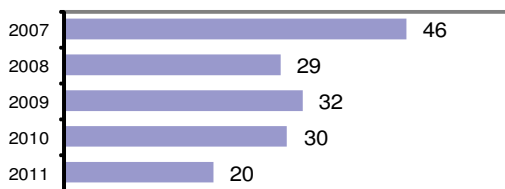
Arrest Overview

- Arrest total 30
- % change from 2010 -63.4
- Adult arrest total 22
- Juvenile arrest total 8

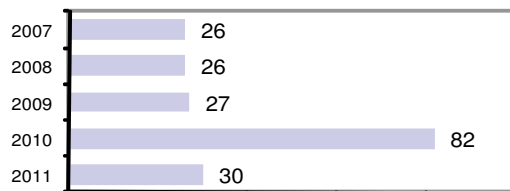
- Arrest Rate per 100,000 population 1488.1

Group "A" Offenses	Offenses		Arrests	
	# Reported	# Cleared	Adult	Juvenile
Murder	0	0	0	0
Negligent Manslaughter	0	0	0	0
Forcible Rape	0	0	0	0
Robbery	0	0	0	0
Aggravated Assault	0	0	0	0
Burglary	0	0	0	0
Larceny	3	0	0	0
Motor Vehicle Theft	0	0	0	0
Arson	1	0	0	0
Simple Assault	7	4	2	0
Intimidation	4	4	3	0
Bribery	0	0	0	0
Counterfeiting/Forgery	0	0	0	0
Vandalism	1	1	0	2
Drug/Narcotics	1	1	1	0
Drug Equipment	1	1	0	0
Embezzlement	0	0	0	0
Extortion/Blackmail	0	0	0	0
Fraud	0	0	0	0
Gambling	0	0	0	0
Kidnapping	0	0	0	0
Pornography	0	0	0	0
Prostitution	0	0	0	0
Forcible Sodomy	0	0	0	0
Sexual Assault w/Object	0	0	0	0
Forcible Fondling	2	2	1	0
Incest	0	0	0	0
Statutory Rape	0	0	0	0
Stolen Property	0	0	0	0
Weapon Law Violation	0	0	0	0
Total Group "A"	20	13	7	2

Total Offenses - 5 year trend



Total Arrests - 5 year trend



Group "B" Arrests	Arrests	
	Adult	Juvenile
Bad Checks	0	0
Curfew/Vagrancy	0	0
Disorderly Conduct	3	0
DUI	11	1
Drunkenness	0	0
Family Offense-nonviolent	0	0
Liquor Law Violation	0	4
Peeping Tom	0	0
Runaways	0	1
Trespass	0	0
All Other Offenses	1	0
Total Group "B"	15	6

Agency 2011 Crime Report

Blackfoot Police Department

Population: 12,031
County: Bingham

Offense Overview

- Offense total 1,335
- % change from 2010 0.2
- # of cleared offenses 731
- Percent cleared 54.8

- Group "A" Crime Rate per 100,000 population 11096.3

- Summary based reporting crime rate per 100,000 population is calculated for other state crime comparisons only. 4172.6

Arrest Overview

- Arrest total 1,036
- % change from 2010 **-9.1**
- Adult arrest total 691
- Juvenile arrest total 345


- Arrest Rate per 100,000 population 8611.1

Group "A" Offenses	Offenses		Arrests	
	# Reported	# Cleared	Adult	Juvenile
Murder	0	0	0	0
Negligent Manslaughter	0	0	0	0
Forcible Rape	9	3	1	0
Robbery	0	0	0	0
Aggravated Assault	19	17	7	4
Burglary	97	17	13	6
Larceny	369	121	79	45
Motor Vehicle Theft	8	5	2	1
Arson	0	0	0	0
Simple Assault	281	236	94	46
Intimidation	16	11	4	1
Bribery	0	0	0	0
Counterfeiting/Forgery	10	3	2	1
Vandalism	229	74	21	20
Drug/Narcotics	116	112	82	16
Drug Equipment	105	101	48	10
Embezzlement	1	0	0	0
Extortion/Blackmail	0	0	0	0
Fraud	42	8	3	0
Gambling	0	0	0	0
Kidnapping	2	2	0	0
Pornography	2	2	0	0
Prostitution	0	0	0	0
Forcible Sodomy	0	0	0	0
Sexual Assault w/Object	0	0	0	0
Forcible Fondling	18	10	1	1
Incest	0	0	0	0
Statutory Rape	2	2	1	0
Stolen Property	0	0	0	0
Weapon Law Violation	9	7	3	0
Total Group "A"	1,335	731	361	151

Total Offenses - 5 year trend



Total Arrests - 5 year trend



Group "B" Arrests	Arrests	
	Adult	Juvenile
Bad Checks	2	1
Curfew/Vagrancy	0	8
Disorderly Conduct	53	48
DUI	62	2
Drunkenness	17	1
Family Offense-nonviolent	14	0
Liquor Law Violation	69	48
Peeping Tom	0	0
Runaways	0	21
Trespass	8	7
All Other Offenses	105	58
Total Group "B"	330	194

Agency 2011 Crime Report

Shelley Police Department

Population: 4,458
County: Bingham

Offense Overview

- Offense total 149
- % change from 2010 **-14.4**
- # of cleared offenses 83
- Percent cleared 55.7

• Group "A" Crime Rate per 100,000 population 3342.3

• Summary based reporting crime rate per 100,000 population is calculated for other state crime comparisons only. 1031.9

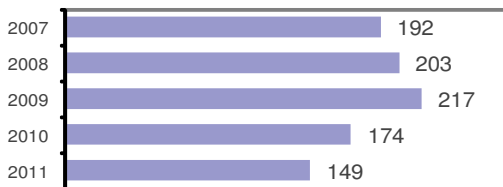
Arrest Overview

- Arrest total 109
- % change from 2010 **-20.4**
- Adult arrest total 73
- Juvenile arrest total 36

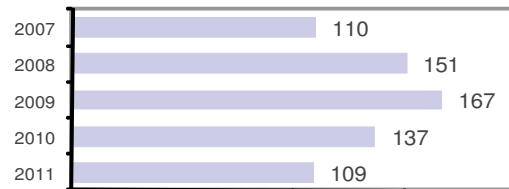
• Arrest Rate per 100,000 population 2445.0

Group "A" Offenses	Offenses		Arrests	
	# Reported	# Cleared	Adult	Juvenile
Murder	0	0	0	0
Negligent Manslaughter	0	0	0	0
Forcible Rape	3	0	0	0
Robbery	0	0	0	0
Aggravated Assault	3	2	2	1
Burglary	12	4	1	1
Larceny	27	11	3	2
Motor Vehicle Theft	1	1	0	1
Arson	0	0	0	0
Simple Assault	40	29	7	11
Intimidation	2	2	1	0
Bribery	0	0	0	0
Counterfeiting/Forgery	1	1	1	0
Vandalism	17	1	1	0
Drug/Narcotics	13	12	4	0
Drug Equipment	18	18	11	3
Embezzlement	0	0	0	0
Extortion/Blackmail	0	0	0	0
Fraud	6	1	0	0
Gambling	0	0	0	0
Kidnapping	0	0	0	0
Pornography	0	0	0	0
Prostitution	0	0	0	0
Forcible Sodomy	0	0	0	0
Sexual Assault w/Object	0	0	0	0
Forcible Fondling	2	0	2	0
Incest	0	0	0	0
Statutory Rape	0	0	0	0
Stolen Property	2	1	1	0
Weapon Law Violation	2	0	0	0
Total Group "A"	149	83	34	19

Total Offenses - 5 year trend



Total Arrests - 5 year trend



Group "B" Arrests	Arrests	
	Adult	Juvenile
Bad Checks	5	0
Curfew/Vagrancy	0	0
Disorderly Conduct	2	5
DUI	15	2
Drunkenness	0	1
Family Offense-nonviolent	0	0
Liquor Law Violation	7	0
Peeping Tom	0	0
Runaways	0	1
Trespass	3	0
All Other Offenses	7	8
Total Group "B"	39	17

Agency 2011 Crime Report

Bingham County Sheriff

Population: 27,606
County: Bingham

Offense Overview

- Offense total 755
- % change from 2010 0.4
- # of cleared offenses 274
- Percent cleared 36.3

- Group "A" Crime Rate per 100,000 population 2734.9

- Summary based reporting crime rate per 100,000 population is calculated for other state crime comparisons only. 1144.7

Arrest Overview

- Arrest total 586
- % change from 2010 12.0
- Adult arrest total 496
- Juvenile arrest total 90


- Arrest Rate per 100,000 population 2122.7

Group "A" Offenses	Offenses		Arrests	
	# Reported	# Cleared	Adult	Juvenile
Murder	0	0	0	0
Negligent Manslaughter	0	0	0	0
Forcible Rape	4	2	1	0
Robbery	0	0	0	0
Aggravated Assault	7	7	2	1
Burglary	76	9	6	0
Larceny	206	33	35	4
Motor Vehicle Theft	22	1	0	1
Arson	1	0	0	0
Simple Assault	134	101	48	6
Intimidation	3	2	0	0
Bribery	0	0	0	0
Counterfeiting/Forgery	11	0	0	0
Vandalism	129	16	7	7
Drug/Narcotics	49	45	34	4
Drug Equipment	40	38	12	3
Embezzlement	1	1	1	0
Extortion/Blackmail	0	0	0	0
Fraud	36	4	2	1
Gambling	0	0	0	0
Kidnapping	0	0	0	0
Pornography	2	1	1	0
Prostitution	0	0	0	0
Forcible Sodomy	0	0	0	0
Sexual Assault w/Object	0	0	0	0
Forcible Fondling	26	9	3	2
Incest	0	0	0	0
Statutory Rape	0	0	0	0
Stolen Property	1	1	0	2
Weapon Law Violation	7	4	0	0
Total Group "A"	755	274	152	31

Total Offenses - 5 year trend



Total Arrests - 5 year trend



Group "B" Arrests	Arrests	
	Adult	Juvenile
Bad Checks	3	0
Curfew/Vagrancy	0	0
Disorderly Conduct	20	5
DUI	175	5
Drunkenness	4	0
Family Offense-nonviolent	4	0
Liquor Law Violation	48	34
Peeping Tom	1	1
Runaways	0	6
Trespass	36	0
All Other Offenses	53	8
Total Group "B"	344	59

Agency 2011 Crime Report

Bingham County Total

Population: 46,111
County: Bingham

Offense Overview

- Offense total 2,259
- % change from 2010 **-1.3**
- # of cleared offenses 1,101
- Percent cleared 48.7

- Group "A" Crime Rate per 100,000 population 4899.0

- Summary based reporting crime rate per 100,000 population is calculated for other state crime comparisons only. 1882.4

Arrest Overview

- Arrest total 1,761
- % change from 2010 **-6.4**
- Adult arrest total 1,282
- Juvenile arrest total 479

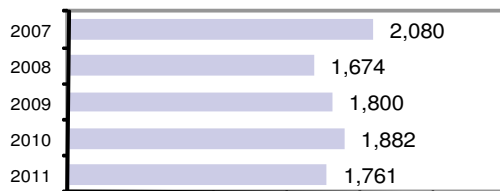
- Arrest Rate per 100,000 population 3819.0

Group "A" Offenses	Offenses		Arrests	
	# Reported	# Cleared	Adult	Juvenile
Murder	0	0	0	0
Negligent Manslaughter	0	0	0	0
Forcible Rape	16	5	2	0
Robbery	0	0	0	0
Aggravated Assault	29	26	11	6
Burglary	185	30	20	7
Larceny	605	165	117	51
Motor Vehicle Theft	31	7	2	3
Arson	2	0	0	0
Simple Assault	462	370	151	63
Intimidation	25	19	8	1
Bribery	0	0	0	0
Counterfeiting/Forgery	22	4	3	1
Vandalism	376	92	29	29
Drug/Narcotics	179	170	121	20
Drug Equipment	164	158	71	16
Embezzlement	2	1	1	0
Extortion/Blackmail	0	0	0	0
Fraud	84	13	5	1
Gambling	0	0	0	0
Kidnapping	2	2	0	0
Pornography	4	3	1	0
Prostitution	0	0	0	0
Forcible Sodomy	0	0	0	0
Sexual Assault w/Object	0	0	0	0
Forcible Fondling	48	21	7	3
Incest	0	0	0	0
Statutory Rape	2	2	1	0
Stolen Property	3	2	1	2
Weapon Law Violation	18	11	3	0
Total Group "A"	2,259	1,101	554	203

Total Offenses - 5 year trend



Total Arrests - 5 year trend



Group "B" Arrests	Arrests	
	Adult	Juvenile
Bad Checks	10	1
Curfew/Vagrancy	0	8
Disorderly Conduct	78	58
DUI	263	10
Drunkenness	21	2
Family Offense-nonviolent	18	0
Liquor Law Violation	124	86
Peeping Tom	1	1
Runaways	0	29
Trespass	47	7
All Other Offenses	166	74
Total Group "B"	728	276