

Agency 2011 Crime Report

Idaho Falls Police Department

Population: 57,512
County: Bonneville

Offense Overview

- Offense total 4,023
- % change from 2010 4.4
- # of cleared offenses 1,806
- Percent cleared 44.9

- Group "A" Crime Rate per 100,000 population 6995.1

- Summary based reporting crime rate per 100,000 population is calculated for other state crime comparisons only. 3056.8

Arrest Overview

- Arrest total 3,365
- % change from 2010 3.6
- Adult arrest total 2,665
- Juvenile arrest total 700


- Arrest Rate per 100,000 population 5851.0

Group "A" Offenses	Offenses		Arrests	
	# Reported	# Cleared	Adult	Juvenile
Murder	1	1	1	0
Negligent Manslaughter	0	0	0	0
Forcible Rape	27	10	5	1
Robbery	9	6	9	3
Aggravated Assault	110	90	77	5
Burglary	292	58	50	15
Larceny	1,224	364	283	164
Motor Vehicle Theft	90	23	10	19
Arson	5	1	0	1
Simple Assault	593	418	263	67
Intimidation	82	39	23	4
Bribery	1	0	0	0
Counterfeiting/Forgery	36	13	11	0
Vandalism	586	94	45	25
Drug/Narcotics	309	262	256	33
Drug Equipment	311	290	148	14
Embezzlement	6	1	0	0
Extortion/Blackmail	0	0	0	0
Fraud	174	40	25	2
Gambling	0	0	0	0
Kidnapping	22	11	7	0
Pornography	6	2	0	3
Prostitution	2	2	4	0
Forcible Sodomy	2	0	0	0
Sexual Assault w/Object	2	2	1	0
Forcible Fondling	48	14	5	2
Incest	0	0	0	0
Statutory Rape	11	7	3	0
Stolen Property	27	22	18	8
Weapon Law Violation	47	36	18	5
Total Group "A"	4,023	1,806	1,262	371

Total Offenses - 5 year trend



Total Arrests - 5 year trend



Group "B" Arrests	Arrests	
	Adult	Juvenile
Bad Checks	12	0
Curfew/Vagrancy	0	13
Disorderly Conduct	162	66
DUI	315	3
Drunkennes	2	0
Family Offense-nonviolent	84	0
Liquor Law Violation	82	34
Peeping Tom	1	0
Runaways	0	110
Trespass	35	8
All Other Offenses	710	95
Total Group "B"	1,403	329

Agency 2011 Crime Report

Bonneville County Sheriff

Population: 47,945
County: Bonneville

Offense Overview

- Offense total 2,282
- % change from 2010 4.1
- # of cleared offenses 1,004
- Percent cleared 44.0

- Group "A" Crime Rate per 100,000 population 4759.6

- Summary based reporting crime rate per 100,000 population is calculated for other state crime comparisons only. 2031.5

Arrest Overview

- Arrest total 2,016
- % change from 2010 **-2.4**
- Adult arrest total 1,592
- Juvenile arrest total 424


- Arrest Rate per 100,000 population 4204.8

Group "A" Offenses	Offenses		Arrests	
	# Reported	# Cleared	Adult	Juvenile
Murder	5	5	1	0
Negligent Manslaughter	0	0	0	0
Forcible Rape	10	6	1	0
Robbery	3	0	1	0
Aggravated Assault	64	49	32	5
Burglary	181	35	24	5
Larceny	669	188	98	69
Motor Vehicle Theft	37	15	1	5
Arson	5	3	2	0
Simple Assault	357	295	99	37
Intimidation	117	51	16	1
Bribery	0	0	0	0
Counterfeiting/Forgery	25	12	2	0
Vandalism	362	83	16	12
Drug/Narcotics	120	88	65	30
Drug Equipment	109	97	41	12
Embezzlement	3	2	0	0
Extortion/Blackmail	2	0	0	0
Fraud	130	26	8	1
Gambling	0	0	0	0
Kidnapping	7	4	1	0
Pornography	10	3	0	1
Prostitution	0	0	0	0
Forcible Sodomy	1	0	0	0
Sexual Assault w/Object	2	2	0	0
Forcible Fondling	32	21	4	0
Incest	0	0	0	0
Statutory Rape	6	2	1	0
Stolen Property	8	7	3	1
Weapon Law Violation	17	10	4	2
Total Group "A"	2,282	1,004	420	181

Total Offenses - 5 year trend



Total Arrests - 5 year trend



Group "B" Arrests	Arrests	
	Adult	Juvenile
Bad Checks	8	0
Curfew/Vagrancy	0	6
Disorderly Conduct	33	32
DUI	139	1
Drunkenness	0	0
Family Offense-nonviolent	17	0
Liquor Law Violation	49	33
Peeping Tom	2	0
Runaways	0	36
Trespass	19	5
All Other Offenses	905	130
Total Group "B"	1,172	243

Agency 2011 Crime Report

Bonneville County Total

Population: 105,457
County: Bonneville

Offense Overview

- Offense total 6,305
- % change from 2010 4.2
- # of cleared offenses 2,810
- Percent cleared 44.6

- Group "A" Crime Rate per 100,000 population 5978.7

- Summary based reporting crime rate per 100,000 population is calculated for other state crime comparisons only. 2590.6

Arrest Overview

- Arrest total 5,381
- % change from 2010 1.3
- Adult arrest total 4,257
- Juvenile arrest total 1,124


- Arrest Rate per 100,000 population 5102.6

Group "A" Offenses	Offenses		Arrests	
	# Reported	# Cleared	Adult	Juvenile
Murder	6	6	2	0
Negligent Manslaughter	0	0	0	0
Forcible Rape	37	16	6	1
Robbery	12	6	10	3
Aggravated Assault	174	139	109	10
Burglary	473	93	74	20
Larceny	1,893	552	381	233
Motor Vehicle Theft	127	38	11	24
Arson	10	4	2	1
Simple Assault	950	713	362	104
Intimidation	199	90	39	5
Bribery	1	0	0	0
Counterfeiting/Forgery	61	25	13	0
Vandalism	948	177	61	37
Drug/Narcotics	429	350	321	63
Drug Equipment	420	387	189	26
Embezzlement	9	3	0	0
Extortion/Blackmail	2	0	0	0
Fraud	304	66	33	3
Gambling	0	0	0	0
Kidnapping	29	15	8	0
Pornography	16	5	0	4
Prostitution	2	2	4	0
Forcible Sodomy	3	0	0	0
Sexual Assault w/Object	4	4	1	0
Forcible Fondling	80	35	9	2
Incest	0	0	0	0
Statutory Rape	17	9	4	0
Stolen Property	35	29	21	9
Weapon Law Violation	64	46	22	7
Total Group "A"	6,305	2,810	1,682	552

Total Offenses - 5 year trend



Total Arrests - 5 year trend



Group "B" Arrests	Arrests	
	Adult	Juvenile
Bad Checks	20	0
Curfew/Vagrancy	0	19
Disorderly Conduct	195	98
DUI	454	4
Drunkenness	2	0
Family Offense-nonviolent	101	0
Liquor Law Violation	131	67
Peeping Tom	3	0
Runaways	0	146
Trespass	54	13
All Other Offenses	1,615	225
Total Group "B"	2,575	572