

Agency 2011 Crime Report

Gooding Police Department

Population: 3,606
County: Gooding

Offense Overview

- Offense total 170
- % change from 2010 31.8
- # of cleared offenses 134
- Percent cleared 78.8

- Group "A" Crime Rate per 100,000 population 4714.4

- Summary based reporting crime rate per 100,000 population is calculated for other state crime comparisons only. 1608.4

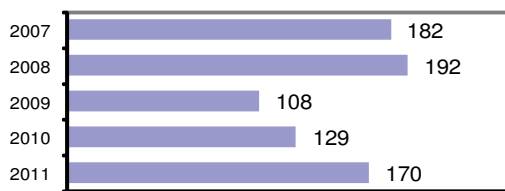
Arrest Overview

- Arrest total 210
- % change from 2010 36.4
- Adult arrest total 155
- Juvenile arrest total 55


- Arrest Rate per 100,000 population 5823.6

Group "A" Offenses	Offenses		Arrests	
	# Reported	# Cleared	Adult	Juvenile
Murder	0	0	0	0
Negligent Manslaughter	0	0	0	0
Forcible Rape	1	1	1	0
Robbery	0	0	0	0
Aggravated Assault	5	5	4	0
Burglary	11	3	2	0
Larceny	36	26	10	10
Motor Vehicle Theft	5	3	2	1
Arson	0	0	0	0
Simple Assault	27	25	13	7
Intimidation	2	0	0	0
Bribery	0	0	0	0
Counterfeiting/Forgery	0	0	0	0
Vandalism	44	37	22	25
Drug/Narcotics	18	18	16	0
Drug Equipment	17	16	6	1
Embezzlement	0	0	0	0
Extortion/Blackmail	0	0	0	0
Fraud	1	0	0	0
Gambling	0	0	0	0
Kidnapping	0	0	0	0
Pornography	0	0	0	0
Prostitution	0	0	0	0
Forcible Sodomy	0	0	0	0
Sexual Assault w/Object	0	0	0	0
Forcible Fondling	3	0	0	0
Incest	0	0	0	0
Statutory Rape	0	0	0	0
Stolen Property	0	0	0	0
Weapon Law Violation	0	0	0	0
Total Group "A"	170	134	76	44

Total Offenses - 5 year trend



Total Arrests - 5 year trend



Group "B" Arrests	Arrests	
	Adult	Juvenile
Bad Checks	21	0
Curfew/Vagrancy	2	0
Disorderly Conduct	6	0
DUI	23	1
Drunkenness	0	0
Family Offense-nonviolent	0	0
Liquor Law Violation	7	3
Peeping Tom	0	0
Runaways	0	2
Trespass	6	0
All Other Offenses	14	5
Total Group "B"	79	11

Agency 2011 Crime Report

Hagerman Police Department

Population: 882
County: Gooding

Offense Overview

- Offense total 16
- % change from 2010 14.3
- # of cleared offenses 3
- Percent cleared 18.8

- Group "A" Crime Rate per 100,000 population 1814.1

- Summary based reporting crime rate per 100,000 population is calculated for other state crime comparisons only. 1020.4

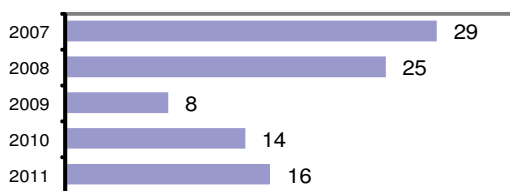
Arrest Overview

- Arrest total 3
- % change from 2010 -66.7
- Adult arrest total 2
- Juvenile arrest total 1


- Arrest Rate per 100,000 population 340.1

Group "A" Offenses	Offenses		Arrests	
	# Reported	# Cleared	Adult	Juvenile
Murder	0	0	0	0
Negligent Manslaughter	0	0	0	0
Forcible Rape	0	0	0	0
Robbery	0	0	0	0
Aggravated Assault	0	0	0	0
Burglary	1	0	0	0
Larceny	8	0	0	0
Motor Vehicle Theft	0	0	0	0
Arson	0	0	0	0
Simple Assault	6	3	2	0
Intimidation	0	0	0	0
Bribery	0	0	0	0
Counterfeiting/Forgery	0	0	0	0
Vandalism	1	0	0	0
Drug/Narcotics	0	0	0	0
Drug Equipment	0	0	0	0
Embezzlement	0	0	0	0
Extortion/Blackmail	0	0	0	0
Fraud	0	0	0	0
Gambling	0	0	0	0
Kidnapping	0	0	0	0
Pornography	0	0	0	0
Prostitution	0	0	0	0
Forcible Sodomy	0	0	0	0
Sexual Assault w/Object	0	0	0	0
Forcible Fondling	0	0	0	0
Incest	0	0	0	0
Statutory Rape	0	0	0	0
Stolen Property	0	0	0	0
Weapon Law Violation	0	0	0	0
Total Group "A"	16	3	2	0

Total Offenses - 5 year trend



Total Arrests - 5 year trend



Group "B" Arrests	Arrests	
	Adult	Juvenile
Bad Checks	0	0
Curfew/Vagrancy	0	0
Disorderly Conduct	0	0
DUI	0	0
Drunkenness	0	0
Family Offense-nonviolent	0	0
Liquor Law Violation	0	0
Peeping Tom	0	0
Runaways	0	0
Trespass	0	0
All Other Offenses	0	1
Total Group "B"	0	1

Agency 2011 Crime Report

Wendell Police Department

Population: 2,813
County: Gooding

Offense Overview

- Offense total 123
- % change from 2010 10.8
- # of cleared offenses 38
- Percent cleared 30.9

- Group "A" Crime Rate per 100,000 population 4372.6

- Summary based reporting crime rate per 100,000 population is calculated for other state crime comparisons only. 1350.9

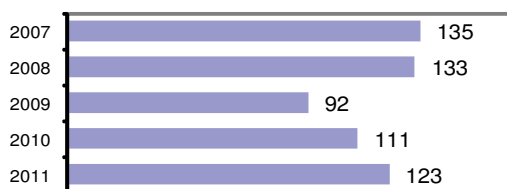
Arrest Overview

- Arrest total 56
- % change from 2010 -41.1
- Adult arrest total 40
- Juvenile arrest total 16

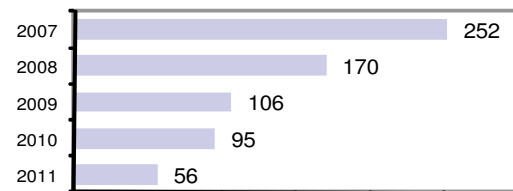
- Arrest Rate per 100,000 population 1990.8

Group "A" Offenses	Offenses		Arrests	
	# Reported	# Cleared	Adult	Juvenile
Murder	0	0	0	0
Negligent Manslaughter	0	0	0	0
Forcible Rape	4	1	0	0
Robbery	0	0	0	0
Aggravated Assault	0	0	0	0
Burglary	4	0	0	0
Larceny	26	4	0	1
Motor Vehicle Theft	4	0	0	0
Arson	0	0	0	0
Simple Assault	30	17	4	2
Intimidation	1	0	0	0
Bribery	0	0	0	0
Counterfeiting/Forgery	1	1	2	0
Vandalism	26	1	0	0
Drug/Narcotics	9	6	4	0
Drug Equipment	1	1	0	0
Embezzlement	0	0	0	0
Extortion/Blackmail	0	0	0	0
Fraud	10	2	0	0
Gambling	0	0	0	0
Kidnapping	1	1	1	0
Pornography	0	0	0	0
Prostitution	0	0	0	0
Forcible Sodomy	0	0	0	0
Sexual Assault w/Object	0	0	0	0
Forcible Fondling	4	4	1	0
Incest	0	0	0	0
Statutory Rape	0	0	0	0
Stolen Property	2	0	0	0
Weapon Law Violation	0	0	0	0
Total Group "A"	123	38	12	3

Total Offenses - 5 year trend



Total Arrests - 5 year trend



Group "B" Arrests	Arrests	
	Adult	Juvenile
Bad Checks	0	0
Curfew/Vagrancy	0	0
Disorderly Conduct	0	0
DUI	2	0
Drunkenness	1	1
Family Offense-nonviolent	0	0
Liquor Law Violation	2	0
Peeping Tom	0	0
Runaways	0	0
Trespass	0	0
All Other Offenses	23	12
Total Group "B"	28	13

Agency 2011 Crime Report

Gooding County Sheriff

Population: 8,334
County: Gooding

Offense Overview

- Offense total 196
- % change from 2010 24.8
- # of cleared offenses 62
- Percent cleared 31.6

- Group "A" Crime Rate per 100,000 population 2351.8

- Summary based reporting crime rate per 100,000 population is calculated for other state crime comparisons only. 995.9


Arrest Overview

- Arrest total 77
- % change from 2010 -23.8
- Adult arrest total 72
- Juvenile arrest total 5

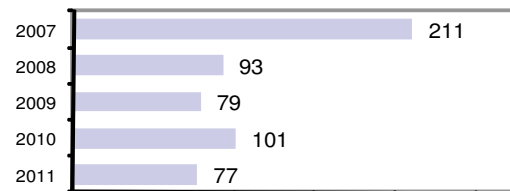
- Arrest Rate per 100,000 population 923.9

Group "A" Offenses	Offenses		Arrests	
	# Reported	# Cleared	Adult	Juvenile
Murder	1	0	0	0
Negligent Manslaughter	0	0	0	0
Forcible Rape	2	1	0	0
Robbery	0	0	0	0
Aggravated Assault	10	5	2	0
Burglary	26	2	2	0
Larceny	37	3	2	0
Motor Vehicle Theft	6	0	0	0
Arson	1	0	0	0
Simple Assault	36	17	9	3
Intimidation	5	2	1	0
Bribery	0	0	0	0
Counterfeiting/Forgery	0	0	0	0
Vandalism	16	4	3	0
Drug/Narcotics	18	11	9	0
Drug Equipment	14	9	1	0
Embezzlement	0	0	0	0
Extortion/Blackmail	0	0	0	0
Fraud	13	4	1	0
Gambling	0	0	0	0
Kidnapping	2	1	1	0
Pornography	0	0	0	0
Prostitution	0	0	0	0
Forcible Sodomy	0	0	0	0
Sexual Assault w/Object	0	0	0	0
Forcible Fondling	5	2	1	0
Incest	0	0	0	0
Statutory Rape	0	0	0	0
Stolen Property	2	0	0	0
Weapon Law Violation	2	1	1	0
Total Group "A"	196	62	33	3

Total Offenses - 5 year trend



Total Arrests - 5 year trend



Group "B" Arrests	Arrests	
	Adult	Juvenile
Bad Checks	5	0
Curfew/Vagrancy	2	0
Disorderly Conduct	0	0
DUI	14	0
Drunkenness	0	0
Family Offense-nonviolent	0	0
Liquor Law Violation	0	1
Peeping Tom	0	0
Runaways	0	0
Trespass	0	0
All Other Offenses	18	1
Total Group "B"	39	2

Agency 2011 Crime Report

Gooding County Total

Population: 15,635
County: Gooding

Offense Overview

- Offense total 505
- % change from 2010 22.9
- # of cleared offenses 237
- Percent cleared 46.9

- Group "A" Crime Rate per 100,000 population 3229.9

- Summary based reporting crime rate per 100,000 population is calculated for other state crime comparisons only. 1202.4

Arrest Overview

- Arrest total 346
- % change from 2010 **-3.6**
- Adult arrest total 269
- Juvenile arrest total 77

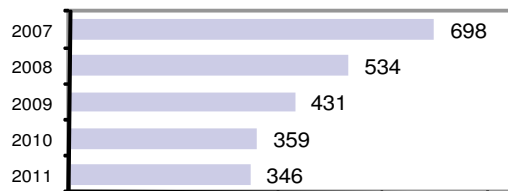
- Arrest Rate per 100,000 population 2213.0

Group "A" Offenses	Offenses		Arrests	
	# Reported	# Cleared	Adult	Juvenile
Murder	1	0	0	0
Negligent Manslaughter	0	0	0	0
Forcible Rape	7	3	1	0
Robbery	0	0	0	0
Aggravated Assault	15	10	6	0
Burglary	42	5	4	0
Larceny	107	33	12	11
Motor Vehicle Theft	15	3	2	1
Arson	1	0	0	0
Simple Assault	99	62	28	12
Intimidation	8	2	1	0
Bribery	0	0	0	0
Counterfeiting/Forgery	1	1	2	0
Vandalism	87	42	25	25
Drug/Narcotics	45	35	29	0
Drug Equipment	32	26	7	1
Embezzlement	0	0	0	0
Extortion/Blackmail	0	0	0	0
Fraud	24	6	1	0
Gambling	0	0	0	0
Kidnapping	3	2	2	0
Pornography	0	0	0	0
Prostitution	0	0	0	0
Forcible Sodomy	0	0	0	0
Sexual Assault w/Object	0	0	0	0
Forcible Fondling	12	6	2	0
Incest	0	0	0	0
Statutory Rape	0	0	0	0
Stolen Property	4	0	0	0
Weapon Law Violation	2	1	1	0
Total Group "A"	505	237	123	50

Total Offenses - 5 year trend



Total Arrests - 5 year trend



Group "B" Arrests	Arrests	
	Adult	Juvenile
Bad Checks	26	0
Curfew/Vagrancy	4	0
Disorderly Conduct	6	0
DUI	39	1
Drunkenness	1	1
Family Offense-nonviolent	0	0
Liquor Law Violation	9	4
Peeping Tom	0	0
Runaways	0	2
Trespass	6	0
All Other Offenses	55	19
Total Group "B"	146	27