

Agency 2011 Crime Report

Homedale Police Department

Population: 2,662
County: Owyhee

Offense Overview

- Offense total 201
- % change from 2010 **-6.9**
- # of cleared offenses 70
- Percent cleared 34.8

- Group "A" Crime Rate per 100,000 population 7550.7

- Summary based reporting crime rate per 100,000 population is calculated for other state crime comparisons only. 3118.0

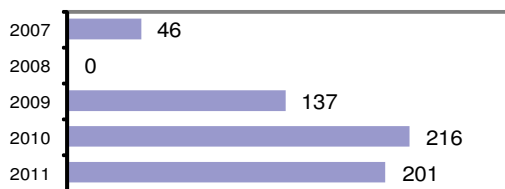
Arrest Overview

- Arrest total 122
- % change from 2010 18.4
- Adult arrest total 107
- Juvenile arrest total 15


- Arrest Rate per 100,000 population 4583.0

Group "A" Offenses	Offenses		Arrests	
	# Reported	# Cleared	Adult	Juvenile
Murder	0	0	0	0
Negligent Manslaughter	0	0	0	0
Forcible Rape	0	0	0	0
Robbery	0	0	0	0
Aggravated Assault	9	5	0	0
Burglary	19	1	1	0
Larceny	54	7	6	0
Motor Vehicle Theft	1	0	0	0
Arson	0	0	0	0
Simple Assault	41	22	9	0
Intimidation	1	0	0	0
Bribery	0	0	0	0
Counterfeiting/Forgery	2	1	0	0
Vandalism	33	4	1	1
Drug/Narcotics	17	13	13	0
Drug Equipment	16	14	4	1
Embezzlement	0	0	0	0
Extortion/Blackmail	0	0	0	0
Fraud	6	1	0	0
Gambling	0	0	0	0
Kidnapping	0	0	0	0
Pornography	0	0	0	0
Prostitution	0	0	0	0
Forcible Sodomy	0	0	0	0
Sexual Assault w/Object	0	0	0	0
Forcible Fondling	1	1	1	0
Incest	0	0	0	0
Statutory Rape	0	0	0	0
Stolen Property	1	1	0	0
Weapon Law Violation	0	0	0	0
Total Group "A"	201	70	35	2

Total Offenses - 5 year trend



Total Arrests - 5 year trend



Group "B" Arrests	Arrests	
	Adult	Juvenile
Bad Checks	0	0
Curfew/Vagrancy	0	3
Disorderly Conduct	0	0
DUI	31	1
Drunkenness	0	0
Family Offense-nonviolent	0	2
Liquor Law Violation	6	2
Peeping Tom	0	0
Runaways	0	2
Trespass	4	0
All Other Offenses	31	3
Total Group "B"	72	13

Agency 2011 Crime Report

Owyhee County Sheriff

Population: 8,991
County: Owyhee

Offense Overview

- Offense total 279
- % change from 2010 **-10.9**
- # of cleared offenses 148
- Percent cleared 53.0

• Group "A" Crime Rate per 100,000 population 3103.1

• Summary based reporting crime rate per 100,000 population is calculated for other state crime comparisons only. 1468.1

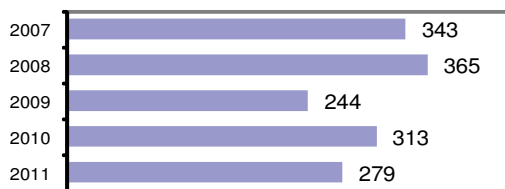
Arrest Overview

- Arrest total 120
- % change from 2010 **-18.4**
- Adult arrest total 114
- Juvenile arrest total 6

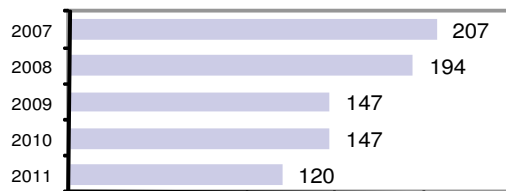
• Arrest Rate per 100,000 population 1334.7

Group "A" Offenses	Offenses		Arrests	
	# Reported	# Cleared	Adult	Juvenile
Murder	0	0	0	0
Negligent Manslaughter	0	0	0	0
Forcible Rape	1	0	0	0
Robbery	0	0	0	0
Aggravated Assault	8	7	2	0
Burglary	24	5	0	0
Larceny	94	31	3	0
Motor Vehicle Theft	5	3	0	0
Arson	0	0	0	0
Simple Assault	52	42	10	2
Intimidation	2	2	0	0
Bribery	0	0	0	0
Counterfeiting/Forgery	0	0	0	0
Vandalism	49	21	4	1
Drug/Narcotics	17	16	11	0
Drug Equipment	14	13	6	0
Embezzlement	0	0	0	0
Extortion/Blackmail	0	0	0	0
Fraud	11	7	0	0
Gambling	0	0	0	0
Kidnapping	0	0	0	0
Pornography	0	0	0	0
Prostitution	0	0	0	0
Forcible Sodomy	0	0	0	0
Sexual Assault w/Object	0	0	0	0
Forcible Fondling	0	0	0	0
Incest	0	0	0	0
Statutory Rape	0	0	0	0
Stolen Property	1	1	0	0
Weapon Law Violation	1	0	0	0
Total Group "A"	279	148	36	3

Total Offenses - 5 year trend



Total Arrests - 5 year trend



Group "B" Arrests	Arrests	
	Adult	Juvenile
Bad Checks	0	0
Curfew/Vagrancy	0	0
Disorderly Conduct	0	0
DUI	31	0
Drunkenness	0	0
Family Offense-nonviolent	0	0
Liquor Law Violation	4	3
Peeping Tom	0	0
Runaways	0	0
Trespass	4	0
All Other Offenses	39	0
Total Group "B"	78	3

Agency 2011 Crime Report

Owyhee County Total

Population: 11,653
County: Owyhee

Offense Overview

- Offense total 480
- % change from 2010 **-9.3**
- # of cleared offenses 218
- Percent cleared 45.4

• Group "A" Crime Rate per 100,000 population 4119.1

• Summary based reporting crime rate per 100,000 population is calculated for other state crime comparisons only. 1845.0

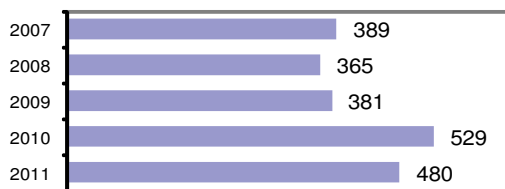
Arrest Overview

- Arrest total 242
- % change from 2010 **-3.2**
- Adult arrest total 221
- Juvenile arrest total 21


• Arrest Rate per 100,000 population 2076.7

Group "A" Offenses	Offenses		Arrests	
	# Reported	# Cleared	Adult	Juvenile
Murder	0	0	0	0
Negligent Manslaughter	0	0	0	0
Forcible Rape	1	0	0	0
Robbery	0	0	0	0
Aggravated Assault	17	12	2	0
Burglary	43	6	1	0
Larceny	148	38	9	0
Motor Vehicle Theft	6	3	0	0
Arson	0	0	0	0
Simple Assault	93	64	19	2
Intimidation	3	2	0	0
Bribery	0	0	0	0
Counterfeiting/Forgery	2	1	0	0
Vandalism	82	25	5	2
Drug/Narcotics	34	29	24	0
Drug Equipment	30	27	10	1
Embezzlement	0	0	0	0
Extortion/Blackmail	0	0	0	0
Fraud	17	8	0	0
Gambling	0	0	0	0
Kidnapping	0	0	0	0
Pornography	0	0	0	0
Prostitution	0	0	0	0
Forcible Sodomy	0	0	0	0
Sexual Assault w/Object	0	0	0	0
Forcible Fondling	1	1	1	0
Incest	0	0	0	0
Statutory Rape	0	0	0	0
Stolen Property	2	2	0	0
Weapon Law Violation	1	0	0	0
Total Group "A"	480	218	71	5

Total Offenses - 5 year trend



Total Arrests - 5 year trend



Group "B" Arrests	Arrests	
	Adult	Juvenile
Bad Checks	0	0
Curfew/Vagrancy	0	3
Disorderly Conduct	0	0
DUI	62	1
Drunkenness	0	0
Family Offense-nonviolent	0	2
Liquor Law Violation	10	5
Peeping Tom	0	0
Runaways	0	2
Trespass	8	0
All Other Offenses	70	3
Total Group "B"	150	16