

Agency 2011 Crime Report

Cascade Police Department

Population: 949
County: Valley

Offense Overview

- Offense total 53
- % change from 2010 103.8
- # of cleared offenses 20
- Percent cleared 37.7

- Group "A" Crime Rate per 100,000 population 5584.8

- Summary based reporting crime rate per 100,000 population is calculated for other state crime comparisons only. 2529.0

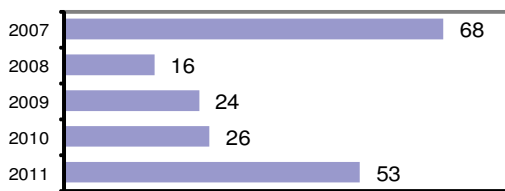
Arrest Overview

- Arrest total 25
- % change from 2010 47.1
- Adult arrest total 21
- Juvenile arrest total 4

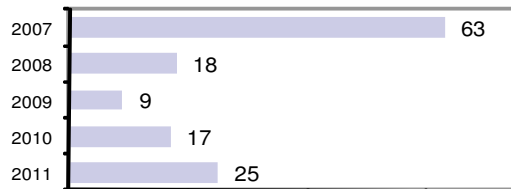
- Arrest Rate per 100,000 population 2634.4

Group "A" Offenses	Offenses		Arrests	
	# Reported	# Cleared	Adult	Juvenile
Murder	0	0	0	0
Negligent Manslaughter	0	0	0	0
Forcible Rape	0	0	0	0
Robbery	0	0	0	0
Aggravated Assault	2	2	2	0
Burglary	4	0	0	0
Larceny	17	3	0	3
Motor Vehicle Theft	0	0	0	0
Arson	1	1	0	0
Simple Assault	7	5	2	0
Intimidation	5	3	2	0
Bribery	0	0	0	0
Counterfeiting/Forgery	0	0	0	0
Vandalism	6	1	1	0
Drug/Narcotics	3	3	2	0
Drug Equipment	0	0	0	0
Embezzlement	0	0	0	0
Extortion/Blackmail	0	0	0	0
Fraud	4	0	0	0
Gambling	0	0	0	0
Kidnapping	0	0	0	0
Pornography	0	0	0	0
Prostitution	0	0	0	0
Forcible Sodomy	0	0	0	0
Sexual Assault w/Object	0	0	0	0
Forcible Fondling	3	2	1	0
Incest	0	0	0	0
Statutory Rape	0	0	0	0
Stolen Property	0	0	0	0
Weapon Law Violation	1	0	0	0
Total Group "A"	53	20	10	3

Total Offenses - 5 year trend



Total Arrests - 5 year trend



Group "B" Arrests	Arrests	
	Adult	Juvenile
Bad Checks	0	0
Curfew/Vagrancy	0	0
Disorderly Conduct	0	0
DUI	7	0
Drunkenness	0	0
Family Offense-nonviolent	0	0
Liquor Law Violation	2	1
Peeping Tom	0	0
Runaways	0	0
Trespass	0	0
All Other Offenses	2	0
Total Group "B"	11	1

Agency 2011 Crime Report

McCall Police Department

Population: 3,024
County: Valley

Offense Overview

- Offense total 413
- % change from 2010 15.0
- # of cleared offenses 174
- Percent cleared 42.1

- Group "A" Crime Rate per 100,000 population 13657.4

- Summary based reporting crime rate per 100,000 population is calculated for other state crime comparisons only. 5324.1

Arrest Overview

- Arrest total 242
- % change from 2010 19.2
- Adult arrest total 205
- Juvenile arrest total 37


- Arrest Rate per 100,000 population 8002.6

Group "A" Offenses	Offenses		Arrests	
	# Reported	# Cleared	Adult	Juvenile
Murder	1	0	0	0
Negligent Manslaughter	0	0	0	0
Forcible Rape	7	1	1	0
Robbery	0	0	0	0
Aggravated Assault	9	8	5	0
Burglary	18	7	4	0
Larceny	121	22	1	0
Motor Vehicle Theft	3	0	0	0
Arson	2	1	0	0
Simple Assault	46	26	11	1
Intimidation	15	5	0	0
Bribery	0	0	0	0
Counterfeiting/Forgery	1	0	0	0
Vandalism	46	4	2	0
Drug/Narcotics	57	43	34	5
Drug Equipment	57	49	4	1
Embezzlement	0	0	0	0
Extortion/Blackmail	0	0	0	0
Fraud	18	2	0	0
Gambling	0	0	0	0
Kidnapping	1	1	1	0
Pornography	2	0	0	0
Prostitution	0	0	0	0
Forcible Sodomy	2	0	0	0
Sexual Assault w/Object	0	0	0	0
Forcible Fondling	0	0	0	0
Incest	0	0	0	0
Statutory Rape	0	0	0	0
Stolen Property	2	1	2	0
Weapon Law Violation	5	4	4	0
Total Group "A"	413	174	69	7

Total Offenses - 5 year trend



Total Arrests - 5 year trend



Group "B" Arrests	Arrests	
	Adult	Juvenile
Bad Checks	0	0
Curfew/Vagrancy	0	0
Disorderly Conduct	0	0
DUI	35	1
Drunkenness	0	0
Family Offense-nonviolent	0	0
Liquor Law Violation	28	14
Peeping Tom	0	0
Runaways	0	0
Trespass	1	2
All Other Offenses	72	13
Total Group "B"	136	30

Agency 2011 Crime Report

Valley County Sheriff

Population: 5,998
County: Valley

Offense Overview

- Offense total 222
- % change from 2010 -7.1
- # of cleared offenses 95
- Percent cleared 42.8

- Group "A" Crime Rate per 100,000 population 3701.2

- Summary based reporting crime rate per 100,000 population is calculated for other state crime comparisons only. 1417.1

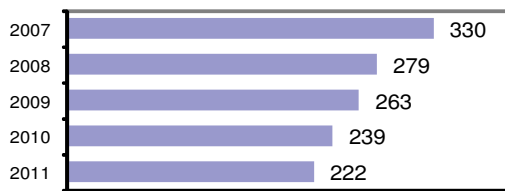
Arrest Overview

- Arrest total 259
- % change from 2010 -20.1
- Adult arrest total 250
- Juvenile arrest total 9

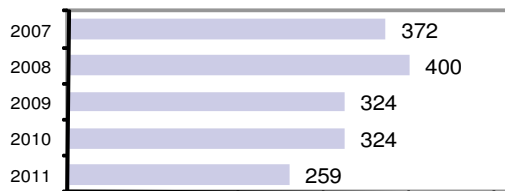
- Arrest Rate per 100,000 population 4318.1

Group "A" Offenses	Offenses		Arrests	
	# Reported	# Cleared	Adult	Juvenile
Murder	0	0	0	0
Negligent Manslaughter	0	0	0	0
Forcible Rape	4	2	0	0
Robbery	0	0	0	0
Aggravated Assault	8	7	3	0
Burglary	26	6	2	0
Larceny	44	5	2	0
Motor Vehicle Theft	2	0	1	0
Arson	1	1	1	0
Simple Assault	36	20	4	0
Intimidation	8	2	0	0
Bribery	0	0	0	0
Counterfeiting/Forgery	1	0	1	0
Vandalism	25	5	1	0
Drug/Narcotics	23	21	18	0
Drug Equipment	27	24	7	0
Embezzlement	0	0	0	0
Extortion/Blackmail	0	0	0	0
Fraud	13	1	0	0
Gambling	0	0	0	0
Kidnapping	0	0	0	0
Pornography	0	0	0	0
Prostitution	0	0	0	0
Forcible Sodomy	0	0	0	0
Sexual Assault w/Object	1	1	1	0
Forcible Fondling	0	0	0	0
Incest	0	0	0	0
Statutory Rape	0	0	0	0
Stolen Property	1	0	0	0
Weapon Law Violation	2	0	0	0
Total Group "A"	222	95	41	0

Total Offenses - 5 year trend



Total Arrests - 5 year trend



Group "B" Arrests	Arrests	
	Adult	Juvenile
Bad Checks	0	0
Curfew/Vagrancy	0	0
Disorderly Conduct	0	0
DUI	38	0
Drunkenness	0	0
Family Offense-nonviolent	1	0
Liquor Law Violation	36	5
Peeping Tom	0	0
Runaways	0	0
Trespass	2	0
All Other Offenses	132	4
Total Group "B"	209	9

Agency 2011 Crime Report

Valley County Total

Population: 9,971
County: Valley

Offense Overview

- Offense total 688
- % change from 2010 10.3
- # of cleared offenses 289
- Percent cleared 42.0

- Group "A" Crime Rate per 100,000 population 6900.0

- Summary based reporting crime rate per 100,000 population is calculated for other state crime comparisons only. 2707.9

Arrest Overview

- Arrest total 526
- % change from 2010 **-3.3**
- Adult arrest total 476
- Juvenile arrest total 50


- Arrest Rate per 100,000 population 5275.3

Group "A" Offenses	Offenses		Arrests	
	# Reported	# Cleared	Adult	Juvenile
Murder	1	0	0	0
Negligent Manslaughter	0	0	0	0
Forcible Rape	11	3	1	0
Robbery	0	0	0	0
Aggravated Assault	19	17	10	0
Burglary	48	13	6	0
Larceny	182	30	3	3
Motor Vehicle Theft	5	0	1	0
Arson	4	3	1	0
Simple Assault	89	51	17	1
Intimidation	28	10	2	0
Bribery	0	0	0	0
Counterfeiting/Forgery	2	0	1	0
Vandalism	77	10	4	0
Drug/Narcotics	83	67	54	5
Drug Equipment	84	73	11	1
Embezzlement	0	0	0	0
Extortion/Blackmail	0	0	0	0
Fraud	35	3	0	0
Gambling	0	0	0	0
Kidnapping	1	1	1	0
Pornography	2	0	0	0
Prostitution	0	0	0	0
Forcible Sodomy	2	0	0	0
Sexual Assault w/Object	1	1	1	0
Forcible Fondling	3	2	1	0
Incest	0	0	0	0
Statutory Rape	0	0	0	0
Stolen Property	3	1	2	0
Weapon Law Violation	8	4	4	0
Total Group "A"	688	289	120	10

Total Offenses - 5 year trend



Total Arrests - 5 year trend



Group "B" Arrests	Arrests	
	Adult	Juvenile
Bad Checks	0	0
Curfew/Vagrancy	0	0
Disorderly Conduct	0	0
DUI	80	1
Drunkenness	0	0
Family Offense-nonviolent	1	0
Liquor Law Violation	66	20
Peeping Tom	0	0
Runaways	0	0
Trespass	3	2
All Other Offenses	206	17
Total Group "B"	356	40