

Agency 2012 Crime Report

St. Anthony Police Department

Population: 3,538
County: Fremont

Offense Overview

- Offense total 114
- % change from 2011 16.3
- # of cleared offenses 72
- Percent cleared 63.2

- Group "A" Crime Rate per 100,000 population 3222.2

- Summary based reporting crime rate per 100,000 population is calculated for other state crime comparisons only. 1158.8

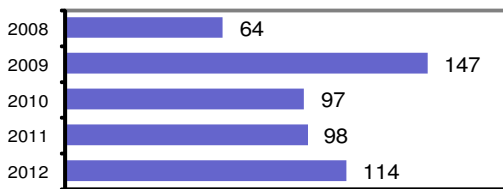
Arrest Overview

- Arrest total 83
- % change from 2011 -3.5
- Adult arrest total 64
- Juvenile arrest total 19

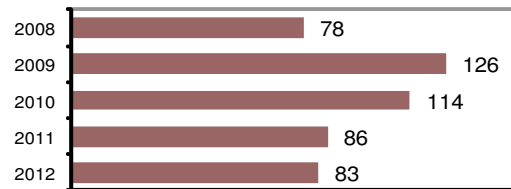
- Arrest Rate per 100,000 population 2346.0

Group "A" Offenses	Offenses		Arrests	
	# Reported	# Cleared	Adult	Juvenile
Murder	0	0	0	0
Negligent Manslaughter	0	0	0	0
Forcible Rape	2	1	0	0
Robbery	0	0	0	0
Aggravated Assault	5	5	2	1
Burglary	7	4	1	0
Larceny	27	12	3	6
Motor Vehicle Theft	0	0	0	0
Arson	0	0	0	0
Simple Assault	25	25	8	3
Intimidation	0	0	0	0
Bribery	0	0	0	0
Counterfeiting/Forgery	1	1	2	0
Vandalism	21	6	1	0
Drug/Narcotics	14	8	4	1
Drug Equipment	6	6	1	1
Embezzlement	0	0	0	0
Extortion/Blackmail	0	0	0	0
Fraud	3	2	0	0
Gambling	0	0	0	0
Kidnapping	0	0	0	0
Pornography	0	0	0	0
Prostitution	0	0	0	0
Forcible Sodomy	0	0	0	0
Sexual Assault w/Object	0	0	0	0
Forcible Fondling	0	0	0	0
Incest	0	0	0	0
Statutory Rape	1	1	0	0
Stolen Property	1	0	0	0
Weapon Law Violation	1	1	1	0
Total Group "A"	114	72	23	12

Total Offenses - 5 year trend



Total Arrests - 5 year trend



Group "B" Arrests	Arrests	
	Adult	Juvenile
Bad Checks	0	0
Curfew/Vagrancy	0	0
Disorderly Conduct	0	0
DUI	7	1
Drunkenness	2	0
Family Offense-nonviolent	1	0
Liquor Law Violation	1	3
Peeping Tom	0	0
Runaways	0	1
Trespass	0	0
All Other Offenses	30	2
Total Group "B"	41	7

Agency 2012 Crime Report

Fremont County Sheriff

Population: 9,679
County: Fremont

Offense Overview

- Offense total 269
- % change from 2011 26.9
- # of cleared offenses 171
- Percent cleared 63.6

- Group "A" Crime Rate per 100,000 population 2779.2

- Summary based reporting crime rate per 100,000 population is calculated for other state crime comparisons only. 919.5

Arrest Overview

- Arrest total 284
- % change from 2011 33.3
- Adult arrest total 207
- Juvenile arrest total 77

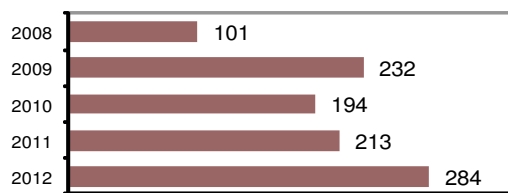
- Arrest Rate per 100,000 population 2934.2

Group "A" Offenses	Offenses		Arrests	
	# Reported	# Cleared	Adult	Juvenile
Murder	0	0	0	0
Negligent Manslaughter	0	0	0	0
Forcible Rape	2	2	2	0
Robbery	0	0	0	0
Aggravated Assault	5	5	3	0
Burglary	20	7	5	5
Larceny	60	18	3	6
Motor Vehicle Theft	2	0	0	0
Arson	0	0	0	0
Simple Assault	42	40	15	8
Intimidation	1	1	0	0
Bribery	0	0	0	0
Counterfeiting/Forgery	1	1	1	0
Vandalism	43	14	8	8
Drug/Narcotics	37	36	33	4
Drug Equipment	38	36	4	2
Embezzlement	0	0	0	0
Extortion/Blackmail	0	0	0	0
Fraud	9	2	0	0
Gambling	0	0	0	0
Kidnapping	0	0	0	0
Pornography	0	0	0	0
Prostitution	0	0	0	0
Forcible Sodomy	0	0	0	0
Sexual Assault w/Object	0	0	0	0
Forcible Fondling	2	2	2	0
Incest	0	0	0	0
Statutory Rape	0	0	0	0
Stolen Property	0	0	0	0
Weapon Law Violation	7	7	2	1
Total Group "A"	269	171	78	34

Total Offenses - 5 year trend



Total Arrests - 5 year trend



Group "B" Arrests	Arrests	
	Adult	Juvenile
Bad Checks	3	0
Curfew/Vagrancy	0	0
Disorderly Conduct	0	0
DUI	40	1
Drunkenness	0	0
Family Offense-nonviolent	1	0
Liquor Law Violation	18	11
Peeping Tom	0	0
Runaways	0	0
Trespass	5	1
All Other Offenses	62	30
Total Group "B"	129	43

Agency 2012 Crime Report

Fremont County Total

Population: 13,217
County: Fremont

Offense Overview

- Offense total 383
- % change from 2011 23.5
- # of cleared offenses 243
- Percent cleared 63.4

- Group "A" Crime Rate per 100,000 population 2897.8

- Summary based reporting crime rate per 100,000 population is calculated for other state crime comparisons only. 983.6

Arrest Overview

- Arrest total 367
- % change from 2011 22.7
- Adult arrest total 271
- Juvenile arrest total 96

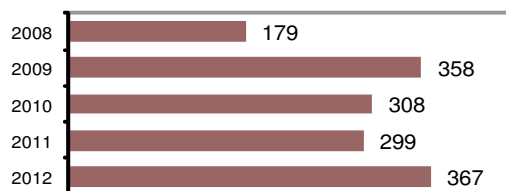
- Arrest Rate per 100,000 population 2776.7

Group "A" Offenses	Offenses		Arrests	
	# Reported	# Cleared	Adult	Juvenile
Murder	0	0	0	0
Negligent Manslaughter	0	0	0	0
Forcible Rape	4	3	2	0
Robbery	0	0	0	0
Aggravated Assault	10	10	5	1
Burglary	27	11	6	5
Larceny	87	30	6	12
Motor Vehicle Theft	2	0	0	0
Arson	0	0	0	0
Simple Assault	67	65	23	11
Intimidation	1	1	0	0
Bribery	0	0	0	0
Counterfeiting/Forgery	2	2	3	0
Vandalism	64	20	9	8
Drug/Narcotics	51	44	37	5
Drug Equipment	44	42	5	3
Embezzlement	0	0	0	0
Extortion/Blackmail	0	0	0	0
Fraud	12	4	0	0
Gambling	0	0	0	0
Kidnapping	0	0	0	0
Pornography	0	0	0	0
Prostitution	0	0	0	0
Forcible Sodomy	0	0	0	0
Sexual Assault w/Object	0	0	0	0
Forcible Fondling	2	2	2	0
Incest	0	0	0	0
Statutory Rape	1	1	0	0
Stolen Property	1	0	0	0
Weapon Law Violation	8	8	3	1
Total Group "A"	383	243	101	46

Total Offenses - 5 year trend



Total Arrests - 5 year trend



Group "B" Arrests	Arrests	
	Adult	Juvenile
Bad Checks	3	0
Curfew/Vagrancy	0	0
Disorderly Conduct	0	0
DUI	47	2
Drunkenness	2	0
Family Offense-nonviolent	2	0
Liquor Law Violation	19	14
Peeping Tom	0	0
Runaways	0	1
Trespass	5	1
All Other Offenses	92	32
Total Group "B"	170	50