

Agency 2012 Crime Report

Jerome Police Department

Population: 11,115
County: Jerome

Offense Overview

- Offense total 645
- % change from 2011 **-15.9**
- # of cleared offenses 376
- Percent cleared 58.3

- Group "A" Crime Rate per 100,000 population 5803.0

- Summary based reporting crime rate per 100,000 population is calculated for other state crime comparisons only. 2249.2

Arrest Overview

- Arrest total 550
- % change from 2011 **-6.3**
- Adult arrest total 430
- Juvenile arrest total 120

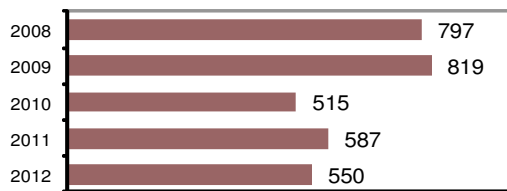
- Arrest Rate per 100,000 population 4948.3

Group "A" Offenses	Offenses		Arrests	
	# Reported	# Cleared	Adult	Juvenile
Murder	0	0	0	0
Negligent Manslaughter	0	0	0	0
Forcible Rape	7	2	1	0
Robbery	6	4	2	0
Aggravated Assault	32	27	15	2
Burglary	67	15	10	4
Larceny	120	51	26	21
Motor Vehicle Theft	12	8	0	5
Arson	6	3	1	0
Simple Assault	87	76	34	8
Intimidation	18	12	9	0
Bribery	0	0	0	0
Counterfeiting/Forgery	5	3	1	0
Vandalism	147	58	7	5
Drug/Narcotics	52	51	39	16
Drug Equipment	45	45	13	1
Embezzlement	0	0	0	0
Extortion/Blackmail	0	0	0	0
Fraud	14	2	0	0
Gambling	0	0	0	0
Kidnapping	3	2	1	0
Pornography	0	0	0	0
Prostitution	0	0	0	0
Forcible Sodomy	0	0	0	0
Sexual Assault w/Object	0	0	0	0
Forcible Fondling	11	7	2	1
Incest	0	0	0	0
Statutory Rape	2	1	2	0
Stolen Property	3	2	1	0
Weapon Law Violation	8	7	4	0
Total Group "A"	645	376	168	63

Total Offenses - 5 year trend



Total Arrests - 5 year trend



Group "B" Arrests	Arrests	
	Adult	Juvenile
Bad Checks	0	0
Curfew/Vagrancy	0	0
Disorderly Conduct	42	5
DUI	89	1
Drunkenness	3	0
Family Offense-nonviolent	12	1
Liquor Law Violation	37	9
Peeping Tom	0	0
Runaways	0	8
Trespass	3	1
All Other Offenses	76	32
Total Group "B"	262	57

Agency 2012 Crime Report

Jerome County Sheriff

Population: 11,721
County: Jerome

Offense Overview

- Offense total 346
- % change from 2011 7.8
- # of cleared offenses 139
- Percent cleared 40.2

- Group "A" Crime Rate per 100,000 population 2952.0

- Summary based reporting crime rate per 100,000 population is calculated for other state crime comparisons only. 1288.3

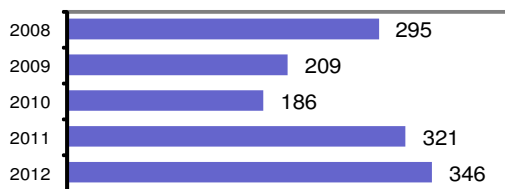
Arrest Overview

- Arrest total 514
- % change from 2011 -5.9
- Adult arrest total 473
- Juvenile arrest total 41

- Arrest Rate per 100,000 population 4385.3

Group "A" Offenses	Offenses		Arrests	
	# Reported	# Cleared	Adult	Juvenile
Murder	0	0	0	0
Negligent Manslaughter	0	0	0	0
Forcible Rape	6	3	2	0
Robbery	1	0	0	0
Aggravated Assault	12	11	7	0
Burglary	57	1	3	0
Larceny	65	7	10	0
Motor Vehicle Theft	9	2	2	0
Arson	1	0	0	0
Simple Assault	40	24	20	1
Intimidation	1	0	0	0
Bribery	0	0	0	0
Counterfeiting/Forgery	4	0	0	0
Vandalism	30	6	3	3
Drug/Narcotics	37	30	30	6
Drug Equipment	38	34	10	0
Embezzlement	0	0	0	0
Extortion/Blackmail	0	0	0	0
Fraud	9	1	1	0
Gambling	0	0	0	0
Kidnapping	2	1	0	0
Pornography	0	0	0	0
Prostitution	0	0	0	0
Forcible Sodomy	0	0	0	0
Sexual Assault w/Object	0	0	0	0
Forcible Fondling	20	13	6	2
Incest	0	0	0	0
Statutory Rape	0	0	0	0
Stolen Property	9	2	1	0
Weapon Law Violation	5	4	1	0
Total Group "A"	346	139	96	12

Total Offenses - 5 year trend



Total Arrests - 5 year trend



Group "B" Arrests	Arrests	
	Adult	Juvenile
Bad Checks	0	0
Curfew/Vagrancy	0	0
Disorderly Conduct	9	0
DUI	99	1
Drunkenness	1	0
Family Offense-nonviolent	0	0
Liquor Law Violation	32	11
Peeping Tom	0	0
Runaways	0	0
Trespass	2	0
All Other Offenses	234	17
Total Group "B"	377	29

Agency 2012 Crime Report

Jerome County Total

Population: 22,836
County: Jerome

Offense Overview

- Offense total 991
- % change from 2011 **-8.9**
- # of cleared offenses 515
- Percent cleared 52.0

- Group "A" Crime Rate per 100,000 population 4339.6

- Summary based reporting crime rate per 100,000 population is calculated for other state crime comparisons only. 1756.0

Arrest Overview

- Arrest total 1,064
- % change from 2011 **-6.1**
- Adult arrest total 903
- Juvenile arrest total 161

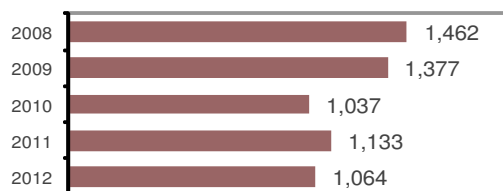
- Arrest Rate per 100,000 population 4659.3

Group "A" Offenses	Offenses		Arrests	
	# Reported	# Cleared	Adult	Juvenile
Murder	0	0	0	0
Negligent Manslaughter	0	0	0	0
Forcible Rape	13	5	3	0
Robbery	7	4	2	0
Aggravated Assault	44	38	22	2
Burglary	124	16	13	4
Larceny	185	58	36	21
Motor Vehicle Theft	21	10	2	5
Arson	7	3	1	0
Simple Assault	127	100	54	9
Intimidation	19	12	9	0
Bribery	0	0	0	0
Counterfeiting/Forgery	9	3	1	0
Vandalism	177	64	10	8
Drug/Narcotics	89	81	69	22
Drug Equipment	83	79	23	1
Embezzlement	0	0	0	0
Extortion/Blackmail	0	0	0	0
Fraud	23	3	1	0
Gambling	0	0	0	0
Kidnapping	5	3	1	0
Pornography	0	0	0	0
Prostitution	0	0	0	0
Forcible Sodomy	0	0	0	0
Sexual Assault w/Object	0	0	0	0
Forcible Fondling	31	20	8	3
Incest	0	0	0	0
Statutory Rape	2	1	2	0
Stolen Property	12	4	2	0
Weapon Law Violation	13	11	5	0
Total Group "A"	991	515	264	75

Total Offenses - 5 year trend



Total Arrests - 5 year trend



Group "B" Arrests	Arrests	
	Adult	Juvenile
Bad Checks	0	0
Curfew/Vagrancy	0	0
Disorderly Conduct	51	5
DUI	188	2
Drunkenness	4	0
Family Offense-nonviolent	12	1
Liquor Law Violation	69	20
Peeping Tom	0	0
Runaways	0	8
Trespass	5	1
All Other Offenses	310	49
Total Group "B"	639	86