

Agency 2012 Crime Report

Coeur d'Alene Police Department

Population: 45,267
County: Kootenai

Offense Overview

- Offense total 4,626
- % change from 2011 11.6
- # of cleared offenses 2,202
- Percent cleared 47.6

- Group "A" Crime Rate per 100,000 population 10219.4

- Summary based reporting crime rate per 100,000 population is calculated for other state crime comparisons only. 5074.3

Arrest Overview

- Arrest total 3,206
- % change from 2011 5.5
- Adult arrest total 2,607
- Juvenile arrest total 599

- Arrest Rate per 100,000 population 7082.4

Group "A" Offenses	Offenses		Arrests	
	# Reported	# Cleared	Adult	Juvenile
Murder	0	0	0	0
Negligent Manslaughter	0	0	0	0
Forcible Rape	26	16	6	3
Robbery	14	4	3	0
Aggravated Assault	220	173	96	8
Burglary	423	65	42	11
Larceny	1,444	323	216	88
Motor Vehicle Theft	155	17	7	1
Arson	15	3	2	1
Simple Assault	685	575	268	56
Intimidation	89	48	13	2
Bribery	0	0	0	0
Counterfeiting/Forgery	59	18	6	0
Vandalism	436	97	43	9
Drug/Narcotics	374	349	305	70
Drug Equipment	366	347	93	17
Embezzlement	4	0	0	0
Extortion/Blackmail	0	0	0	0
Fraud	151	45	16	3
Gambling	0	0	0	0
Kidnapping	10	7	0	0
Pornography	8	2	0	0
Prostitution	2	0	0	0
Forcible Sodomy	7	5	0	0
Sexual Assault w/Object	10	8	0	1
Forcible Fondling	38	19	15	1
Incest	3	3	3	1
Statutory Rape	8	8	2	0
Stolen Property	27	26	24	0
Weapon Law Violation	52	44	22	11
Total Group "A"	4,626	2,202	1,182	283

Total Offenses - 5 year trend



Total Arrests - 5 year trend



Group "B" Arrests	Arrests	
	Adult	Juvenile
Bad Checks	5	0
Curfew/Vagrancy	0	18
Disorderly Conduct	128	13
DUI	304	3
Drunkenness	0	0
Family Offense-nonviolent	57	0
Liquor Law Violation	230	56
Peeping Tom	0	0
Runaways	0	80
Trespass	15	0
All Other Offenses	686	146
Total Group "B"	1,425	316

Agency 2012 Crime Report

Post Falls Police Department

Population: 28,294
County: Kootenai

Offense Overview

- Offense total 2,019
- % change from 2011 21.6
- # of cleared offenses 983
- Percent cleared 48.7

- Group "A" Crime Rate per 100,000 population 7135.8

- Summary based reporting crime rate per 100,000 population is calculated for other state crime comparisons only. 3555.5

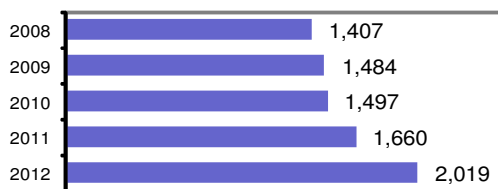
Arrest Overview

- Arrest total 1,178
- % change from 2011 16.3
- Adult arrest total 909
- Juvenile arrest total 269

- Arrest Rate per 100,000 population 4163.4

Group "A" Offenses	Offenses		Arrests	
	# Reported	# Cleared	Adult	Juvenile
Murder	0	0	0	0
Negligent Manslaughter	0	0	0	0
Forcible Rape	6	5	2	0
Robbery	4	2	3	0
Aggravated Assault	42	37	20	5
Burglary	171	34	24	9
Larceny	734	255	224	55
Motor Vehicle Theft	41	5	1	3
Arson	8	2	1	3
Simple Assault	258	217	110	19
Intimidation	18	13	3	0
Bribery	0	0	0	0
Counterfeiting/Forgery	16	9	4	0
Vandalism	269	43	11	8
Drug/Narcotics	158	153	130	40
Drug Equipment	157	151	32	15
Embezzlement	1	1	0	0
Extortion/Blackmail	0	0	0	0
Fraud	77	14	7	0
Gambling	0	0	0	0
Kidnapping	4	3	1	0
Pornography	3	0	0	0
Prostitution	1	1	1	0
Forcible Sodomy	0	0	0	0
Sexual Assault w/Object	1	0	0	0
Forcible Fondling	17	13	8	1
Incest	0	0	0	0
Statutory Rape	3	1	1	0
Stolen Property	15	12	11	1
Weapon Law Violation	15	12	3	5
Total Group "A"	2,019	983	597	164

Total Offenses - 5 year trend



Total Arrests - 5 year trend



Group "B" Arrests	Arrests	
	Adult	Juvenile
Bad Checks	3	0
Curfew/Vagrancy	0	12
Disorderly Conduct	13	2
DUI	105	1
Drunkenness	1	1
Family Offense-nonviolent	14	0
Liquor Law Violation	34	18
Peeping Tom	0	0
Runaways	0	23
Trespass	7	2
All Other Offenses	135	46
Total Group "B"	312	105

Agency 2012 Crime Report

Rathdrum Police Department

Population: 7,016
County: Kootenai

Offense Overview

- Offense total 392
- % change from 2011 29.8
- # of cleared offenses 216
- Percent cleared 55.1

- Group "A" Crime Rate per 100,000 population 5587.2

- Summary based reporting crime rate per 100,000 population is calculated for other state crime comparisons only. 2366.0

Arrest Overview

- Arrest total 342
- % change from 2011 59.1
- Adult arrest total 247
- Juvenile arrest total 95

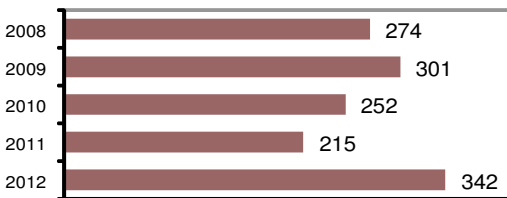
- Arrest Rate per 100,000 population 4874.6

Group "A" Offenses	Offenses		Arrests	
	# Reported	# Cleared	Adult	Juvenile
Murder	0	0	0	0
Negligent Manslaughter	0	0	0	0
Forcible Rape	3	2	1	0
Robbery	1	1	2	0
Aggravated Assault	11	9	5	1
Burglary	57	13	9	4
Larceny	83	31	22	11
Motor Vehicle Theft	10	1	0	0
Arson	1	0	0	0
Simple Assault	62	57	37	8
Intimidation	2	1	1	0
Bribery	0	0	0	0
Counterfeiting/Forgery	1	1	1	0
Vandalism	60	14	7	4
Drug/Narcotics	41	40	26	20
Drug Equipment	35	34	7	2
Embezzlement	0	0	0	0
Extortion/Blackmail	0	0	0	0
Fraud	5	1	0	0
Gambling	0	0	0	0
Kidnapping	2	1	0	0
Pornography	0	0	0	0
Prostitution	0	0	0	0
Forcible Sodomy	0	0	0	0
Sexual Assault w/Object	0	0	0	0
Forcible Fondling	7	0	0	0
Incest	0	0	0	0
Statutory Rape	0	0	0	0
Stolen Property	8	8	4	2
Weapon Law Violation	3	2	1	1
Total Group "A"	392	216	123	53

Total Offenses - 5 year trend



Total Arrests - 5 year trend



Group "B" Arrests	Arrests	
	Adult	Juvenile
Bad Checks	0	0
Curfew/Vagrancy	0	0
Disorderly Conduct	5	3
DUI	46	1
Drunkenness	0	0
Family Offense-nonviolent	5	0
Liquor Law Violation	8	8
Peeping Tom	0	0
Runaways	0	12
Trespass	3	5
All Other Offenses	57	13
Total Group "B"	124	42

Agency 2012 Crime Report

Spirit Lake Police Department

Population: 1,995
County: Kootenai

Offense Overview

- Offense total 72
- % change from 2011 4.3
- # of cleared offenses 37
- Percent cleared 51.4

• Group "A" Crime Rate per 100,000 population 3609.0

• Summary based reporting crime rate per 100,000 population is calculated for other state crime comparisons only. 1353.4

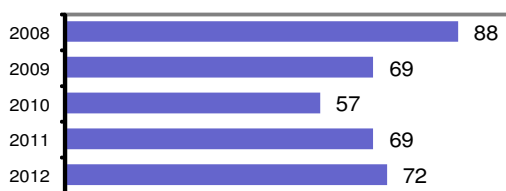
Arrest Overview

- Arrest total 76
- % change from 2011 1.3
- Adult arrest total 47
- Juvenile arrest total 29


• Arrest Rate per 100,000 population 3809.5

Group "A" Offenses	Offenses		Arrests	
	# Reported	# Cleared	Adult	Juvenile
Murder	0	0	0	0
Negligent Manslaughter	0	0	0	0
Forcible Rape	0	0	0	0
Robbery	0	0	0	0
Aggravated Assault	3	2	1	0
Burglary	2	2	3	0
Larceny	17	6	3	3
Motor Vehicle Theft	5	1	1	0
Arson	0	0	0	0
Simple Assault	7	5	3	1
Intimidation	0	0	0	0
Bribery	0	0	0	0
Counterfeiting/Forgery	1	0	0	0
Vandalism	10	0	0	0
Drug/Narcotics	13	12	6	4
Drug Equipment	7	6	2	0
Embezzlement	0	0	0	0
Extortion/Blackmail	0	0	0	0
Fraud	2	0	0	0
Gambling	0	0	0	0
Kidnapping	0	0	0	0
Pornography	0	0	0	0
Prostitution	0	0	0	0
Forcible Sodomy	0	0	0	0
Sexual Assault w/Object	0	0	0	0
Forcible Fondling	1	0	0	0
Incest	0	0	0	0
Statutory Rape	1	0	0	0
Stolen Property	0	0	0	0
Weapon Law Violation	3	3	3	1
Total Group "A"	72	37	22	9

Total Offenses - 5 year trend



Total Arrests - 5 year trend



Group "B" Arrests	Arrests	
	Adult	Juvenile
Bad Checks	0	0
Curfew/Vagrancy	0	1
Disorderly Conduct	0	0
DUI	10	0
Drunkenness	0	0
Family Offense-nonviolent	3	0
Liquor Law Violation	3	5
Peeping Tom	0	0
Runaways	0	1
Trespass	0	2
All Other Offenses	9	11
Total Group "B"	25	20

Agency 2012 Crime Report

Kootenai County Sheriff

Population: 59,517
County: Kootenai

Offense Overview

- Offense total 3,136
- % change from 2011 **-2.0**
- # of cleared offenses 1,343
- Percent cleared 42.8

• Group "A" Crime Rate per 100,000 population 5269.1

• Summary based reporting crime rate per 100,000 population is calculated for other state crime comparisons only. 2592.5

Arrest Overview

- Arrest total 2,561
- % change from 2011 **-7.4**
- Adult arrest total 2,252
- Juvenile arrest total 309


• Arrest Rate per 100,000 population 4303.0

Group "A" Offenses	Offenses		Arrests	
	# Reported	# Cleared	Adult	Juvenile
Murder	1	0	0	0
Negligent Manslaughter	1	1	0	0
Forcible Rape	18	12	3	0
Robbery	3	0	0	0
Aggravated Assault	69	58	23	3
Burglary	464	51	33	2
Larceny	909	235	151	51
Motor Vehicle Theft	66	13	1	0
Arson	13	3	1	0
Simple Assault	478	411	133	19
Intimidation	26	19	4	0
Bribery	0	0	0	0
Counterfeiting/Forgery	28	17	9	0
Vandalism	395	54	9	3
Drug/Narcotics	289	213	190	19
Drug Equipment	243	186	25	4
Embezzlement	0	0	0	0
Extortion/Blackmail	0	0	0	0
Fraud	45	19	2	0
Gambling	0	0	0	0
Kidnapping	10	7	1	0
Pornography	1	1	1	0
Prostitution	1	1	0	0
Forcible Sodomy	0	0	0	1
Sexual Assault w/Object	3	2	0	0
Forcible Fondling	24	12	5	4
Incest	1	0	0	0
Statutory Rape	3	1	0	0
Stolen Property	25	16	13	3
Weapon Law Violation	20	11	5	0
Total Group "A"	3,136	1,343	609	109

Total Offenses - 5 year trend



Total Arrests - 5 year trend



Group "B" Arrests	Arrests	
	Adult	Juvenile
Bad Checks	0	0
Curfew/Vagrancy	0	2
Disorderly Conduct	14	3
DUI	364	5
Drunkenness	2	0
Family Offense-nonviolent	30	1
Liquor Law Violation	80	32
Peeping Tom	0	0
Runaways	0	75
Trespass	36	2
All Other Offenses	1,117	80
Total Group "B"	1,643	200

Agency 2012 Crime Report

Kootenai County Total

Population: 142,089
County: Kootenai

Offense Overview

- Offense total 10,245
- % change from 2011 9.3
- # of cleared offenses 4,781
- Percent cleared 46.7

- Group "A" Crime Rate per 100,000 population 7210.3

- Summary based reporting crime rate per 100,000 population is calculated for other state crime comparisons only. 3546.4

Arrest Overview

- Arrest total 7,363
- % change from 2011 3.6
- Adult arrest total 6,062
- Juvenile arrest total 1,301


- Arrest Rate per 100,000 population 5182.0

Group "A" Offenses	Offenses		Arrests	
	# Reported	# Cleared	Adult	Juvenile
Murder	1	0	0	0
Negligent Manslaughter	1	1	0	0
Forcible Rape	53	35	12	3
Robbery	22	7	8	0
Aggravated Assault	345	279	145	17
Burglary	1,117	165	111	26
Larceny	3,187	850	616	208
Motor Vehicle Theft	277	37	10	4
Arson	37	8	4	4
Simple Assault	1,490	1,265	551	103
Intimidation	135	81	21	2
Bribery	0	0	0	0
Counterfeiting/Forgery	105	45	20	0
Vandalism	1,170	208	70	24
Drug/Narcotics	875	767	657	153
Drug Equipment	808	724	159	38
Embezzlement	5	1	0	0
Extortion/Blackmail	0	0	0	0
Fraud	280	79	25	3
Gambling	0	0	0	0
Kidnapping	26	18	2	0
Pornography	12	3	1	0
Prostitution	4	2	1	0
Forcible Sodomy	7	5	0	1
Sexual Assault w/Object	14	10	0	1
Forcible Fondling	87	44	28	6
Incest	4	3	3	1
Statutory Rape	15	10	3	0
Stolen Property	75	62	52	6
Weapon Law Violation	93	72	34	18
Total Group "A"	10,245	4,781	2,533	618

Total Offenses - 5 year trend



Total Arrests - 5 year trend



Group "B" Arrests	Arrests	
	Adult	Juvenile
Bad Checks	8	0
Curfew/Vagrancy	0	33
Disorderly Conduct	160	21
DUI	829	10
Drunkenness	3	1
Family Offense-nonviolent	109	1
Liquor Law Violation	355	119
Peeping Tom	0	0
Runaways	0	191
Trespass	61	11
All Other Offenses	2,004	296
Total Group "B"	3,529	683