

Agency 2012 Crime Report

Rexburg Police Department

Population: 25,879
County: Madison

Offense Overview

- Offense total 446
- % change from 2011 **-18.2**
- # of cleared offenses 185
- Percent cleared 41.5

- Group "A" Crime Rate per 100,000 population 1723.4

- Summary based reporting crime rate per 100,000 population is calculated for other state crime comparisons only. 877.2

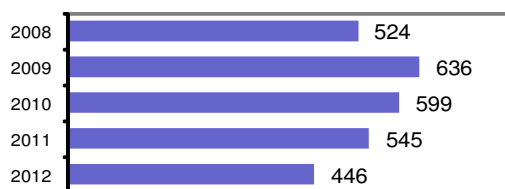
Arrest Overview

- Arrest total 320
- % change from 2011 **-28.9**
- Adult arrest total 239
- Juvenile arrest total 81

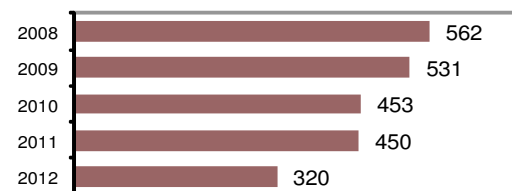
- Arrest Rate per 100,000 population 1236.5

Group "A" Offenses	Offenses		Arrests	
	# Reported	# Cleared	Adult	Juvenile
Murder	0	0	0	0
Negligent Manslaughter	0	0	0	0
Forcible Rape	2	2	0	0
Robbery	1	0	0	0
Aggravated Assault	6	5	2	1
Burglary	21	7	5	0
Larceny	191	53	26	25
Motor Vehicle Theft	4	2	1	1
Arson	2	0	0	0
Simple Assault	28	28	7	10
Intimidation	4	2	0	0
Bribery	0	0	0	0
Counterfeiting/Forgery	10	7	1	0
Vandalism	79	10	6	1
Drug/Narcotics	31	30	27	7
Drug Equipment	29	28	8	1
Embezzlement	0	0	0	0
Extortion/Blackmail	0	0	0	0
Fraud	31	6	0	0
Gambling	0	0	0	0
Kidnapping	1	1	1	0
Pornography	0	0	0	0
Prostitution	0	0	0	0
Forcible Sodomy	0	0	0	0
Sexual Assault w/Object	0	0	0	0
Forcible Fondling	1	1	1	2
Incest	0	0	0	0
Statutory Rape	3	2	2	0
Stolen Property	1	1	0	0
Weapon Law Violation	1	0	0	0
Total Group "A"	446	185	87	48

Total Offenses - 5 year trend



Total Arrests - 5 year trend



Group "B" Arrests	Arrests	
	Adult	Juvenile
Bad Checks	4	0
Curfew/Vagrancy	0	3
Disorderly Conduct	0	0
DUI	16	0
Drunkenness	3	0
Family Offense-nonviolent	0	0
Liquor Law Violation	22	3
Peeping Tom	0	0
Runaways	0	2
Trespass	25	2
All Other Offenses	82	23
Total Group "B"	152	33

Agency 2012 Crime Report

Madison County Sheriff

Population: 12,242
County: Madison

Offense Overview

- Offense total 294
- % change from 2011 15.3
- # of cleared offenses 144
- Percent cleared 49.0

- Group "A" Crime Rate per 100,000 population 2401.6

- Summary based reporting crime rate per 100,000 population is calculated for other state crime comparisons only. 923.1


Arrest Overview

- Arrest total 199
- % change from 2011 -3.9
- Adult arrest total 162
- Juvenile arrest total 37

- Arrest Rate per 100,000 population 1625.6

Group "A" Offenses	Offenses		Arrests	
	# Reported	# Cleared	Adult	Juvenile
Murder	1	0	0	0
Negligent Manslaughter	0	0	0	0
Forcible Rape	7	6	2	0
Robbery	0	0	0	0
Aggravated Assault	13	11	3	1
Burglary	20	7	6	9
Larceny	71	10	3	2
Motor Vehicle Theft	1	0	0	0
Arson	0	0	0	0
Simple Assault	32	27	19	0
Intimidation	1	0	0	0
Bribery	0	0	0	0
Counterfeiting/Forgery	1	1	1	0
Vandalism	36	6	0	0
Drug/Narcotics	38	31	41	4
Drug Equipment	32	31	5	0
Embezzlement	0	0	0	0
Extortion/Blackmail	0	0	0	0
Fraud	23	5	0	0
Gambling	0	0	0	0
Kidnapping	0	0	0	0
Pornography	0	0	0	0
Prostitution	0	0	0	0
Forcible Sodomy	0	0	0	0
Sexual Assault w/Object	0	0	0	0
Forcible Fondling	7	6	2	2
Incest	0	0	0	0
Statutory Rape	0	0	0	0
Stolen Property	3	1	1	1
Weapon Law Violation	8	2	1	0
Total Group "A"	294	144	84	19

Total Offenses - 5 year trend



Total Arrests - 5 year trend



Group "B" Arrests	Arrests	
	Adult	Juvenile
Bad Checks	1	0
Curfew/Vagrancy	0	0
Disorderly Conduct	0	0
DUI	20	0
Drunkenness	1	0
Family Offense-nonviolent	0	0
Liquor Law Violation	17	9
Peeping Tom	0	0
Runaways	0	0
Trespass	1	0
All Other Offenses	38	9
Total Group "B"	78	18

Agency 2012 Crime Report

Madison County Total

Population: 38,121
County: Madison

Offense Overview

- Offense total 740
- % change from 2011 -7.5
- # of cleared offenses 329
- Percent cleared 44.5

- Group "A" Crime Rate per 100,000 population 1941.2

- Summary based reporting crime rate per 100,000 population is calculated for other state crime comparisons only. 891.9

Arrest Overview

- Arrest total 519
- % change from 2011 -21.0
- Adult arrest total 401
- Juvenile arrest total 118


- Arrest Rate per 100,000 population 1361.5

Group "A" Offenses	Offenses		Arrests	
	# Reported	# Cleared	Adult	Juvenile
Murder	1	0	0	0
Negligent Manslaughter	0	0	0	0
Forcible Rape	9	8	2	0
Robbery	1	0	0	0
Aggravated Assault	19	16	5	2
Burglary	41	14	11	9
Larceny	262	63	29	27
Motor Vehicle Theft	5	2	1	1
Arson	2	0	0	0
Simple Assault	60	55	26	10
Intimidation	5	2	0	0
Bribery	0	0	0	0
Counterfeiting/Forgery	11	8	2	0
Vandalism	115	16	6	1
Drug/Narcotics	69	61	68	11
Drug Equipment	61	59	13	1
Embezzlement	0	0	0	0
Extortion/Blackmail	0	0	0	0
Fraud	54	11	0	0
Gambling	0	0	0	0
Kidnapping	1	1	1	0
Pornography	0	0	0	0
Prostitution	0	0	0	0
Forcible Sodomy	0	0	0	0
Sexual Assault w/Object	0	0	0	0
Forcible Fondling	8	7	3	4
Incest	0	0	0	0
Statutory Rape	3	2	2	0
Stolen Property	4	2	1	1
Weapon Law Violation	9	2	1	0
Total Group "A"	740	329	171	67

Total Offenses - 5 year trend



Total Arrests - 5 year trend



Group "B" Arrests	Arrests	
	Adult	Juvenile
Bad Checks	5	0
Curfew/Vagrancy	0	3
Disorderly Conduct	0	0
DUI	36	0
Drunkenness	4	0
Family Offense-nonviolent	0	0
Liquor Law Violation	39	12
Peeping Tom	0	0
Runaways	0	2
Trespass	26	2
All Other Offenses	120	32
Total Group "B"	230	51